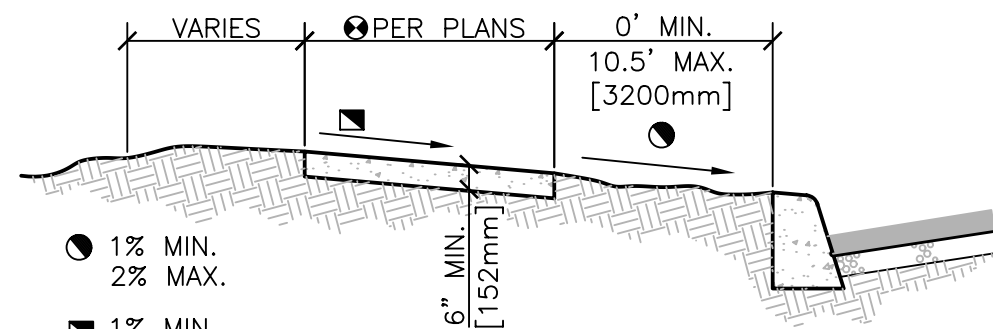
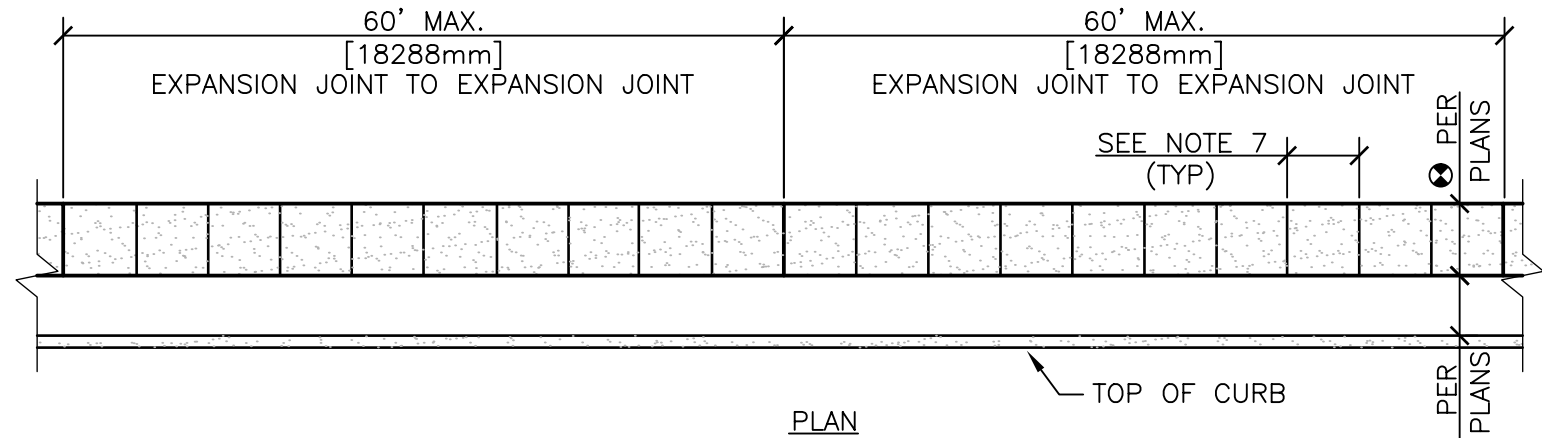


EXPANSION AND SCORED JOINT DETAIL



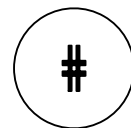
TYPICAL SECTION



PLAN

NOTES:

1. EXPANSION JOINTS SHALL BE LOCATED WHERE SIDEWALK ABUTS CONCRETE DRIVEWAYS, CURB OR OTHER ADJACENT STRUCTURES.
2. ONE-HALF INCH BITUMINOUS JOINT FILLER SHALL BE INSTALLED AT EXPANSION JOINT LOCATIONS AND SHALL EXTEND THE FULL DEPTH OF THE CONCRETE.
3. 1" DEEP CONTRACTION JOINTS SHALL BE PLACED AT INTERVALS OF APPROXIMATELY 15' [4572mm] OR AT A SPACING THAT MATCHES THE ADJACENT CURB.
4. FORMED CONTRACTION JOINTS SHALL BE FINISHED WITH A TOOL HAVING A 1/4" [6mm] RADIUS.
5. SCORED JOINTS SHALL BE 1/4" [6mm] DEEP AND PLACED AT THE SPACING INDICATED FOR THE WIDTH OF SIDEWALK OR MATCH SCORED JOINTS OF ADJACENT CURB.
6. CONCRETE SHALL BE FINISHED BY MEANS OF A FLOAT, STEEL TROWELLED AND BROOMED WITH A FINE BRUSH IN A TRANSVERSE DIRECTION.
7. 1/4" DEEP SCORED JOINTS (TYP) SPACED AT 6' [1829mm] OR EQUAL TO SIDEWALK WIDTH.



CONCRETE SIDEWALK

NTS

DETAIL TITLE / CONCRETE SIDEWALK

Department of  
Veterans Affairs



SCALE : NONE

DATE ISSUED: DECEMBER 2008

CAD DETAIL NO.: SD320523-18.DWG