
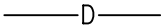
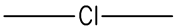








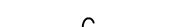













SITE SYMBOLS - UTILITIES

	WATER VALVE
	DRAIN LINE
	PIPE LINE, CAST IRON
	PIPE LINE, DUCTILE IRON
	DRAIN LINE, STORM (ABOVE FLOOR)
	DRAIN LINE, STORM (BELOW FLOOR)
	PIPE LINE, REINFORCED CONCRETE
	COMPRESSED AIR LINE
	GAS LINE
	PIPING, SCREWED GATE VALVE
	BOILER BLOW DOWN LINE
	CONDENSATE LINE
	DRAIN LINE, CONDENSATE
	RETURN LINE, CONDENSER WATER
	RETURN LINE, HIGH PRESSURE CONDENSATE
	RETURN LINE, HIGH TEMPERATURE HOT WATER
	SUPPLY LINE, HIGH PRESSURE STEAM
	SUPPLY LINE, LOW TEMPERATURE HOT WATER
	PIPING, PUMP
	POWER LINE
	CABLE TELEVISION LINE
	CLOSED CIRCUIT TELEVISION LINE
	FIBEROPTICS LINE



Department of
Veterans Affairs

DETAIL TITLE / ELECTRICAL SYMBOLS - UTILITIES

SCALE :NONE

DATE ISSUED: DECEMBER 2008

CAD DETAIL NO.: SD320000-17.DWG