

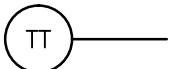

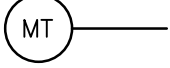
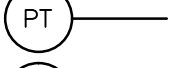



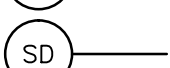












CONTROLS SYMBOLS

	ROOM THERMOSTAT/TRANSMITTER – WALL MOUNT
	ROOM HUMIDISTAT (MOISTURE)/TRANSMITTER – WALL MOUNT
	TEMPERATURE TRANSMITTER
	TEMPERATURE TRANSMITTER, AVERAGING ELEMENT
	MOISTURE (HUMIDITY) TRANSMITTER
	PRESSURE TRANSMITTER
	STATIC PRESSURE SENSOR
	FLOW TRANSMITTER
	CURRENT TRANSMITTER
	CONDUCTIVITY TRANSMITTER
	SMOKE DETECTOR
	PRESSURE DIFFERENTIAL TRANSMITTER
	PRESSURE DIFFERENTIAL SWITCH
	HAND SWITCH (HAND-OFF-AUTO SWITCH)
	VALVE OR DAMPER POSITION CONTROLLER
	LOCAL RECORDING TIME CLOCK (RUNTIME)
	TEMPERATURE SWITCH, LOW (FREEZESTAT)
	TEMPERATURE SWITCH, HIGH (FREEZESTAT)
	LEVEL CONTROLLER
	LEVEL TRANSMITTER



Department of
Veterans Affairs

DETAIL TITLE / CONTROLS SYMBOLS

SCALE :NONE

DATE ISSUED: SEPTEMBER 2010

CAD DETAIL NO.: SD230511-18.DWG