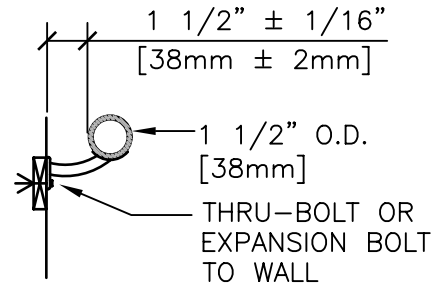
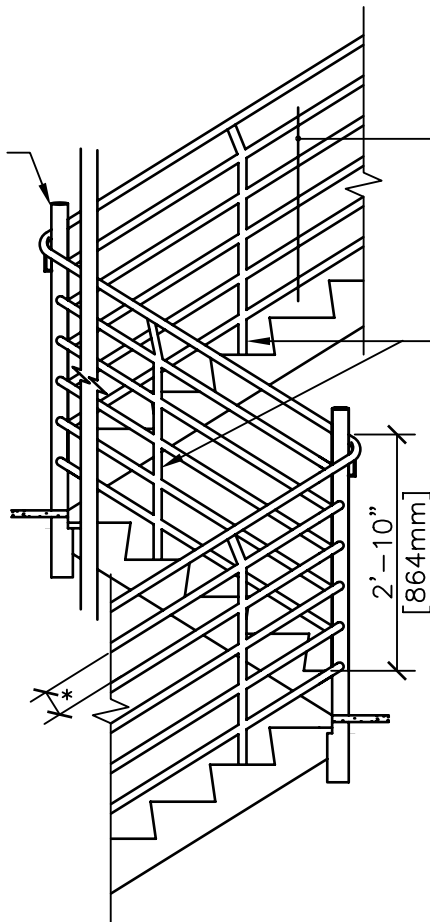


4"x4"
[102x102mm]
NEWEL POST
EACH LANDING

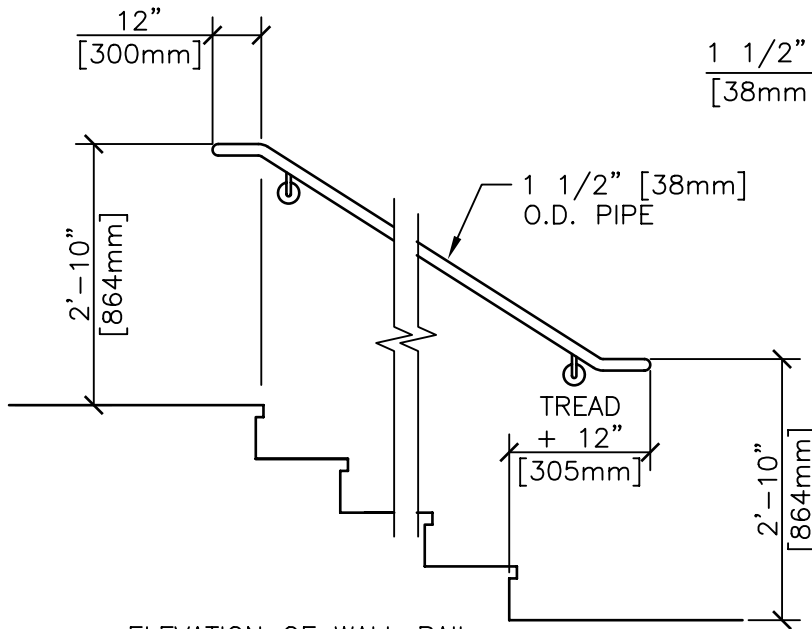
6 EQUAL SPACES
3.9" [99mm]
APART (REJECT 4"
DIA. SPHERE)

1 1/2" [38mm] O.D.
PIPE

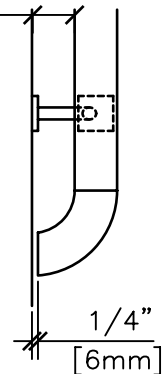


SECTION AT LANDINGS

SECTION THROUGH WALL RAIL




1 1/2" ± 1/16"
[38mm ± 2mm]



PLAN VIEW

ELEVATION OF WALL RAIL



EXIT STAIR DETAILS

NTS



Department of
Veterans Affairs

DETAIL TITLE / EXIT STAIR DETAILS

SCALE : NONE

DATE ISSUED: DECEMBER 2008

CAD DETAIL NO.: SD055100-01.DWG