



U.S. Department
of Veterans Affairs

AUDIOLOGY REHABILITATION / COUNSELING ROOM (AUD01)

LEASING

DISCLAIMER

Plot Date: 6/28/2018 9:17:20 AM

SKETCH TITLE

SCALE:



DISCLAIMER:

ROOM TEMPLATES ARE A CRITICAL COMPONENT TO VA TECHNICAL INFORMATION LIBRARY (TIL) WHICH PROVIDES STANDARDS FOR ALL VA PLANNING, DESIGN, AND CONSTRUCTION PROJECTS. ROOM TEMPLATES ARE DEPARTMENT AND ROOM ALIGNED CRITERIA DESCRIBING SPACE, ROOM CONTENTS, AND OTHER TECHNICAL REQUIREMENTS FOR THE DEVELOPMENT OF VA PROJECTS. ROOM TEMPLATES COMMUNICATE THE BASIS OF DESIGN (BOD) AND ARE REQUIRED TO BE UTILIZED BY PROJECT TEAMS WORKING ON NEW CONSTRUCTION AND RENOVATIONS OF EXISTING FACILITIES. THE MATERIAL CONTAINED IN THE ROOM TEMPLATE CONSTITUTES A STANDARD FOR VA PLANNING, DESIGN, AND CONSTRUCTION. ANY SUBSTANTIAL VARIANCE FROM STANDARDS SHALL BE CONSIDERED ONLY AS REQUIRED TO ACCOMMODATE SPECIFIC SITE, FUNCTIONAL, AND OPERATIONAL CONDITIONS. EACH SUBSTANTIAL VARIANCE SHALL HAVE A BASIS OF RATIONALE AND BE DOCUMENTED IN THE PROJECT RECORD.

CLINICIANS, PROVIDERS, PRIMARY USERS, AND OTHER STAKEHOLDERS SHALL BE INVOLVED IN PROJECT SPECIFIC DEVELOPMENT OF ROOM TEMPLATES AND BIM TEST-FITS TO BEST ADAPT STANDARDS FOR SPECIFIC FUNCTIONAL, OPERATIONAL, AND SITE CONDITIONS AND TO PROVIDE OPTIMUM SERVICES ENVIRONMENTS FOR VETERANS. STAKEHOLDER INVOLVEMENT AND REQUIREMENTS SHALL BE DOCUMENTED IN THE PROJECT RECORD.

ROOM TEMPLATES ARE NOT PROJECT-SPECIFIC. SITE SPECIFIC ISSUES MUST BE ADDRESSED WITH THE CONTEXT OF VA STANDARDS AND APPLIED TO EACH INDIVIDUAL PROJECT. USE OF THIS ROOM TEMPLATE DOES NOT PRECLUDE THE NEED FOR, NOR ABSOLVE PLANNERS, DESIGNERS, AND CONSTRUCTORS OF THEIR RESPONSIBILITY TO PROVIDE COMPLETE, FUNCTIONAL, SAFE, AND SECURE DESIGNS SUITED TO THE UNIQUE REQUIREMENTS OF EACH PROJECT.

EQUIPMENT AND SYSTEMS ARE SHOWN IN AN ILLUSTRATIVE, PERFORMANCE-BASED FORMAT AND ARE NOT INTENDED TO DEPICT, SUGGEST, OR OTHERWISE CONSTITUTE ENDORSEMENT OF ANY SPECIFIC PRODUCT OR MANUFACTURER. MANUFACTURERS SHOULD BE CONSULTED FOR ACTUAL DIMENSIONS, CONFIGURATIONS, AND UTILITY REQUIREMENTS.

DISCLAIMER: ROOM TEMPLATES ARE GRAPHICAL REPRESENTATIONS OF SELECTED ROOM TYPES THAT ILLUSTRATE VA PLANNING REQUIREMENTS FOR SPACE, ROOM CONTENTS, AND ROOM SPECIFIC ENGINEERING SYSTEMS. THEY PROVIDE TYPICAL CONFIGURATIONS, PLANNING CRITERIA, AND GENERAL TECHNICAL GUIDANCE, AND ARE NOT INTENDED TO BE PROJECT SPECIFIC REQUIREMENTS.



U.S. Department
of Veterans Affairs

AUDIOLOGY REHABILITATION / COUNSELING ROOM (AUD01)


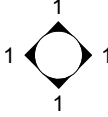




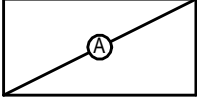
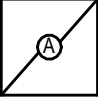



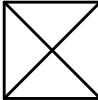









LEASING

Plot Date: 6/28/2018 9:17:20 AM

SKETCH TITLE

SCALE: 1/4" = 1'-0"



ROOM NAME (ROOM CODE) AREA NSF	ROOM TAG	 Type Comments	EQUIPMENT JSN NUMBER & NAME		ELEVATION REFERENCE
	CENTERLINE	-----	OVERHEAD LINES	-----	CLEARANCE LINES
	2X2 ACOUSTIC CEILING SYSTEM		COMPOUND CEILING, GYPSUM BOARD ON METAL STUD		SPRINKLER HEAD
	2X4 TROFFER LIGHT FIXTURE		2X2 TROFFER LIGHT FIXTURE		RECESSED CAN LIGHT FIXTURE
	EXHAUST REGISTER		RETURN REGISTER		SUPPLY DIFFUSER
	SINGLE SWITCH		MULTIPLE SWITCH (SUBSCRIPT INDICATES QUANTITY)		DIMMER SWITCH
	WALL-MOUNTED DATA OUTLET		WALL-MOUNTED DUPLEX OUTLET		WALL-MOUNTED QUADRAPLEX OUTLET
	FLOOR-MOUNTED DATA OUTLET		FLOOR-MOUNTED DUPLEX OUTLET		FLOOR-MOUNTED QUADRAPLEX OUTLET

DISCLAIMER: ROOM TEMPLATES ARE GRAPHICAL REPRESENTATIONS OF SELECTED ROOM TYPES THAT ILLUSTRATE VA PLANNING REQUIREMENTS FOR SPACE, ROOM CONTENTS, AND ROOM SPECIFIC ENGINEERING SYSTEMS. THEY PROVIDE TYPICAL CONFIGURATIONS, PLANNING CRITERIA, AND GENERAL TECHNICAL GUIDANCE, AND ARE NOT INTENDED TO BE PROJECT SPECIFIC REQUIREMENTS.



U.S. Department
of Veterans Affairs

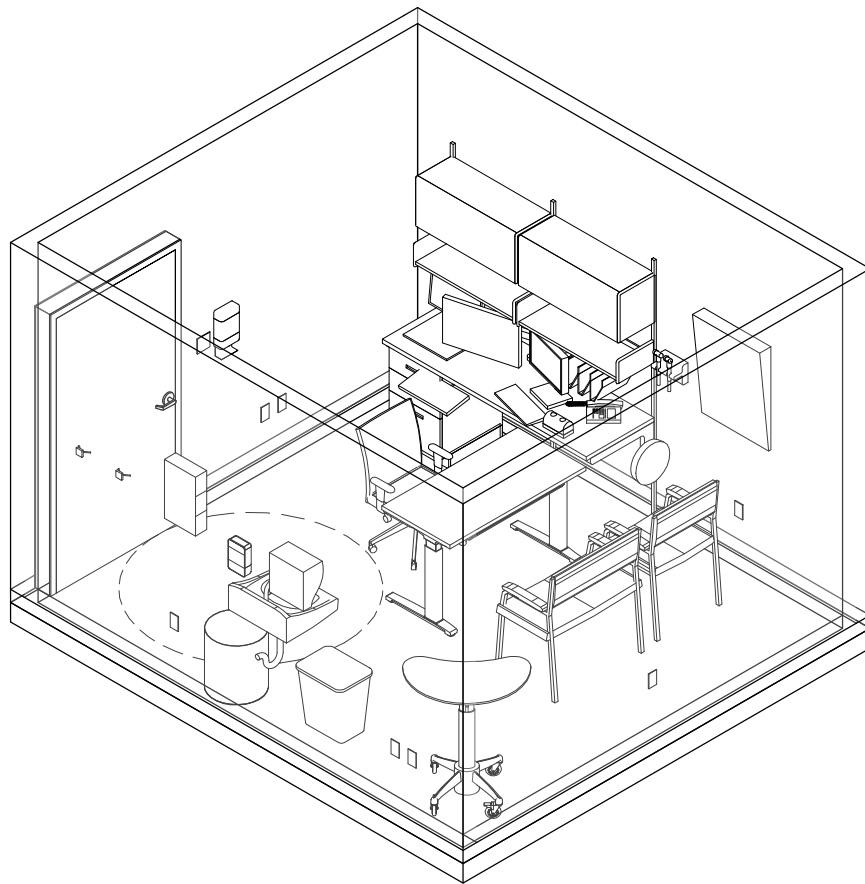
AUDIOLOGY REHABILITATION / COUNSELING ROOM (AUD01) AXONOMETRIC

LEASING

Plot Date: 6/28/2018 9:17:20 AM

SKETCH TITLE

SCALE:

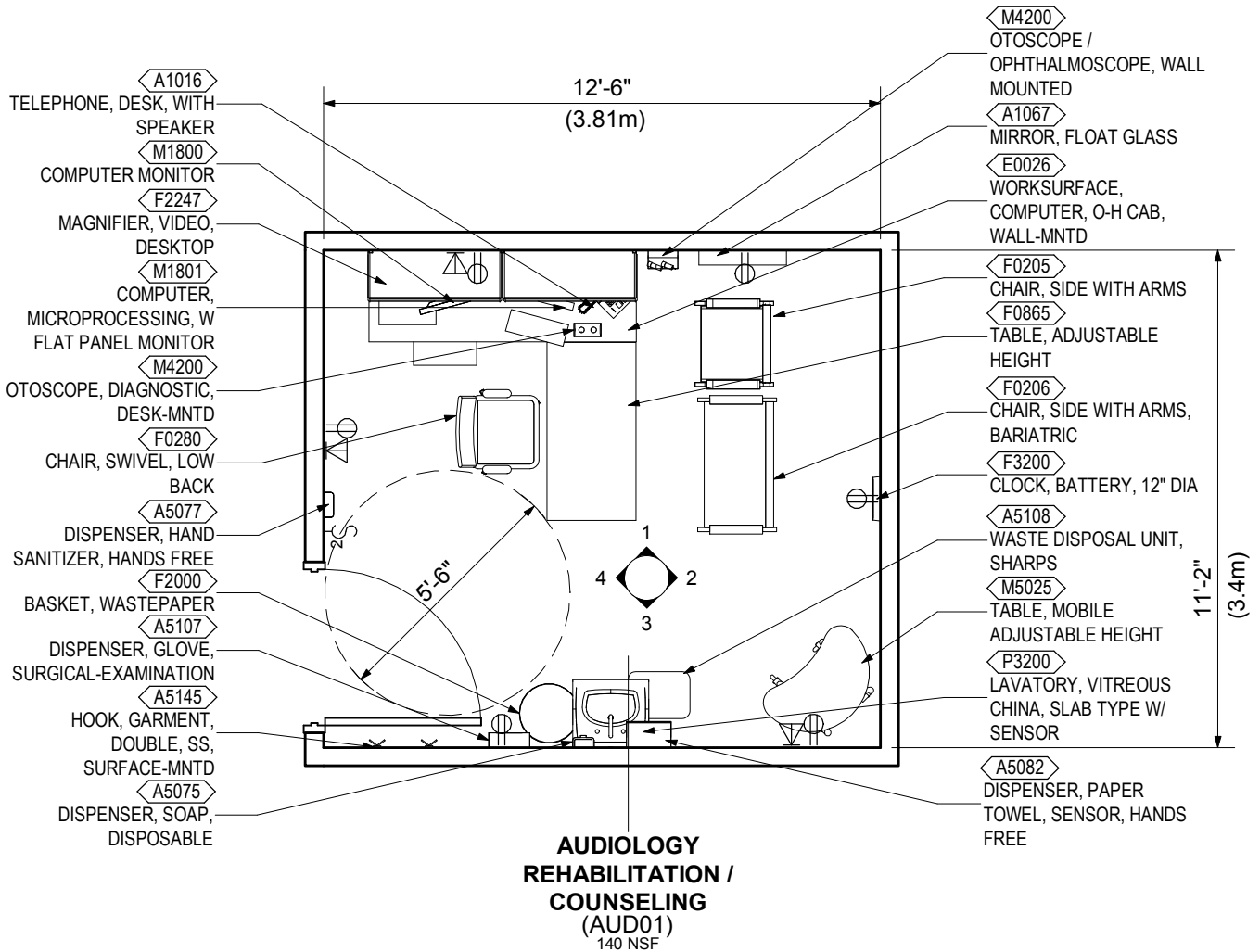


DISCLAIMER: ROOM TEMPLATES ARE GRAPHICAL REPRESENTATIONS OF SELECTED ROOM TYPES THAT ILLUSTRATE VA PLANNING REQUIREMENTS FOR SPACE, ROOM CONTENTS, AND ROOM SPECIFIC ENGINEERING SYSTEMS. THEY PROVIDE TYPICAL CONFIGURATIONS, PLANNING CRITERIA, AND GENERAL TECHNICAL GUIDANCE, AND ARE NOT INTENDED TO BE PROJECT SPECIFIC REQUIREMENTS.



SKETCH TITLE

SCALE: 1/4" = 1'-0"



DISCLAIMER: ROOM TEMPLATES ARE GRAPHICAL REPRESENTATIONS OF SELECTED ROOM TYPES THAT ILLUSTRATE VA PLANNING REQUIREMENTS FOR SPACE, ROOM CONTENTS, AND ROOM SPECIFIC ENGINEERING SYSTEMS. THEY PROVIDE TYPICAL CONFIGURATIONS, PLANNING CRITERIA, AND GENERAL TECHNICAL GUIDANCE, AND ARE NOT INTENDED TO BE PROJECT SPECIFIC REQUIREMENTS.



U.S. Department
of Veterans Affairs

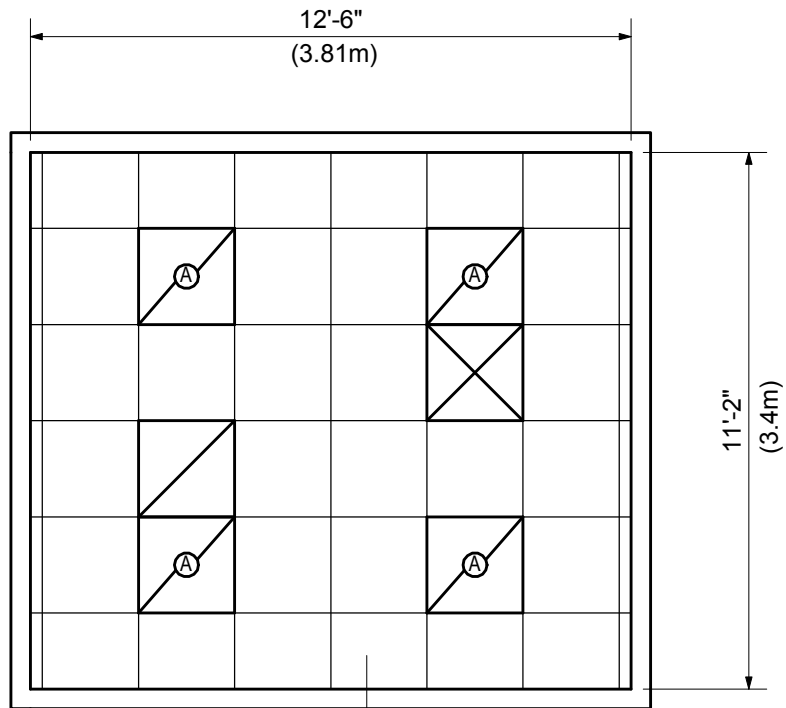
AUDIOLOGY REHABILITATION / COUNSELING ROOM (AUD01)
REFLECTED CEILING PLAN

LEASING

Plot Date: 6/28/2018 9:17:21 AM

SKETCH TITLE

SCALE: 1/4" = 1'-0"



**AUDIOLOGY
REHABILITATION /
COUNSELING**
(AUD01)
140 NSF

DISCLAIMER: ROOM TEMPLATES ARE GRAPHICAL REPRESENTATIONS OF SELECTED ROOM TYPES THAT ILLUSTRATE VA PLANNING REQUIREMENTS FOR SPACE, ROOM CONTENTS, AND ROOM SPECIFIC ENGINEERING SYSTEMS. THEY PROVIDE TYPICAL CONFIGURATIONS, PLANNING CRITERIA, AND GENERAL TECHNICAL GUIDANCE, AND ARE NOT INTENDED TO BE PROJECT SPECIFIC REQUIREMENTS.

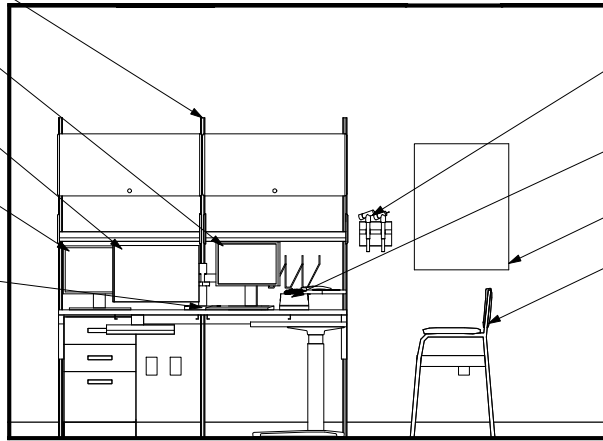


SKETCH TITLE

SCALE: 1/4" = 1'-0"

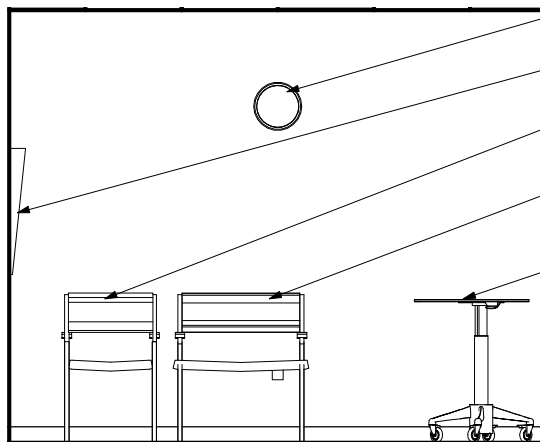


- ◊E0026 WORKSURFACE, COMPUTER, O-H CAB, WALL-MNTD
- ◊M1801 COMPUTER, MICROPROCESSING, W FLAT PANEL MONITOR
- ◊M1800 COMPUTER MONITOR
- ◊F2247 MAGNIFIER, VIDEO, DESKTOP
- ◊A5225 BRACKET, DUAL COMPUTER MONITOR, DESK-MNTD



- ◊M4200 OTOSCOPE / OPHTHALMOSCOPE, WALL MOUNTED
- ◊M4200 OTOSCOPE, DIAGNOSTIC, DESK-MNTD
- ◊A1067 MIRROR, FLOAT GLASS
- ◊F0205 CHAIR, SIDE WITH ARMS

ELEVATION 1

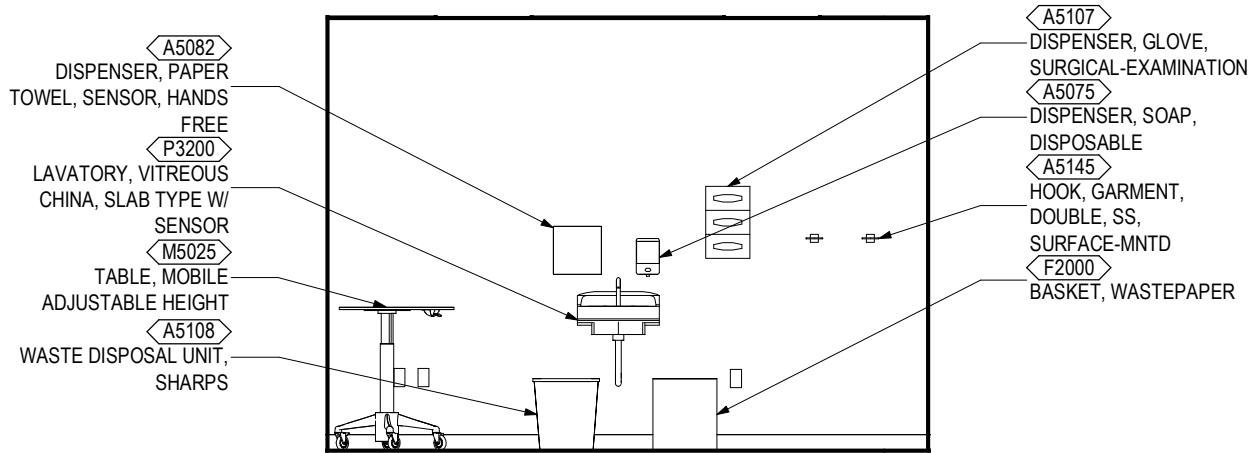


- ◊F3200 CLOCK, BATTERY, 12" DIA
- ◊A1067 MIRROR, FLOAT GLASS
- ◊F0205 CHAIR, SIDE WITH ARMS
- ◊F0206 CHAIR, SIDE WITH ARMS, BARIATRIC
- ◊M5025 TABLE, MOBILE ADJUSTABLE HEIGHT

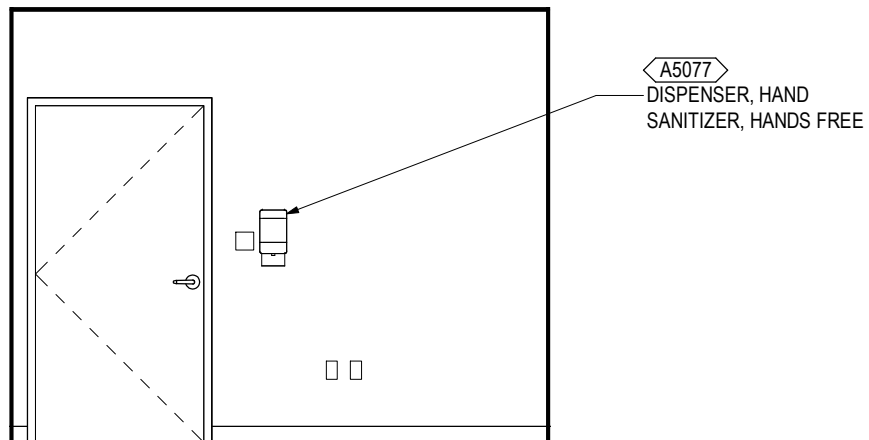
ELEVATION 2

SKETCH TITLE

SCALE: 1/4" = 1'-0"



ELEVATION 3



ELEVATION 4



SKETCH TITLE

SCALE:



ARCHITECTURAL & INTERIOR DESIGN

Ceiling Type:	AT
Ceiling Height:	9'-0" (2700mm)
Ceiling Finish:	--
Wall Finish:	m: GWB f:P (Note 4)
Wainscot:	--
Base:	m: RB at h: 4" (100mm)
Floor Finish:	CPT or LVT
Slab Depression:	N/A
Sound Protection:	STC 45, (Note 4)
Doors:	m:Wood t:19 (Notes 2,3) s:V
Special Requirement:	--

Notes:

Ref. Door Type Detail #SD080000-01 for door types
Ref. Door Sizes Detail #SD080000-02 for door sizes

- 1) Ref. Note 6, PG-18-14
- 2) 40 STC rated acoustical door
- 3) Narrow lite optional. If provided, use insulated or laminated glass unit to meet acoustical criteria in Note 2.
- 4) Increase the minimum STC rating of walls 5 STC for every 5 dBA increase in sound level above normal speech level (65 dBA 3'-0" (910 mm) from the speaker) in the adjacent room.
- 5) Refer to PG-18-10 Chapter 6; Table 5 Mechanical Room Data Sheets for Noise Criteria.

LIGHTING

General Requirement: Lighting system design shall be based on the guidance of applicable Illuminating Engineering Society North America (IESNA) Standards.

Luminaire Type: Design in accordance with project requirements.

Special Requirement: --

Notes:

POWER

Electrical system design to comply with the latest NFPA 70 and 99

Design in accordance with project requirements.

Normal Power: Connect to receptacles and equipment

Emergency Power: Not Required

Special Requirement: --

Notes:

Multiple Receptacles above and below desk for device charging.

TELECOMMUNICATION / SPECIAL SYSTEMS

Data:	Yes
Telephone:	Yes
Cable Television:	--
Duress Alarm:	Yes
Electronic Access and Door Control:	--
Intercom:	--
Motion Intrusion Detection (MID):	--
Nurse Call:	Staff emergency station where required
Code Blue:	--
Public Address:	--
Security Surveillance Television (SSTV):	--
VA Satellite TV:	--
Video Teleconferencing (VTEL):	Yes (Note 1)
Special Requirement:	--

Notes:

1) Where telehealth services will be provided, computer workstation shall include dual monitors, speakers, video camera, and microphone.

PLUMBING AND MEDICAL GASES

Design in accordance with project requirements.

Cold Water: Yes

Hot Water: Yes

Drain: --

Reagent Grade Water: --

Medical Air: --

Medical Vacuum: --

Oxygen: --

Special Requirement: --

Notes:

Electronic Sensor

HEATING, VENTILATING, AND AIR CONDITIONING

Refer to HVAC Design Manual.

Design in accordance with project requirements.
Refer to the current version of PG-18-10 Chapter 6 Table 5 – "Mechanical Room Data Sheets" for room temperatures, humidity range, room air change requirements, and pressurization

Notes:

FIRE PROTECTION AND LIFE SAFETY

Design in accordance with project requirements.

Alarm Detection: Visual 915cd), center of tile

Alarm Annunciator: --

Sprinkler: Recessed pendant, center of tile

Notes:



U.S. Department
of Veterans Affairs

PROGRAMMING / FITTING (AUD03)
DISCLAIMER

LEASING

Plot Date: 6/28/2018 9:50:24 AM

SKETCH TITLE

SCALE:



DISCLAIMER:

ROOM TEMPLATES ARE A CRITICAL COMPONENT TO VA TECHNICAL INFORMATION LIBRARY (TIL) WHICH PROVIDES STANDARDS FOR ALL VA PLANNING, DESIGN, AND CONSTRUCTION PROJECTS. ROOM TEMPLATES ARE DEPARTMENT AND ROOM ALIGNED CRITERIA DESCRIBING SPACE, ROOM CONTENTS, AND OTHER TECHNICAL REQUIREMENTS FOR THE DEVELOPMENT OF VA PROJECTS. ROOM TEMPLATES COMMUNICATE THE BASIS OF DESIGN (BOD) AND ARE REQUIRED TO BE UTILIZED BY PROJECT TEAMS WORKING ON NEW CONSTRUCTION AND RENOVATIONS OF EXISTING FACILITIES. THE MATERIAL CONTAINED IN THE ROOM TEMPLATE CONSTITUTES A STANDARD FOR VA PLANNING, DESIGN, AND CONSTRUCTION. ANY SUBSTANTIAL VARIANCE FROM STANDARDS SHALL BE CONSIDERED ONLY AS REQUIRED TO ACCOMMODATE SPECIFIC SITE, FUNCTIONAL, AND OPERATIONAL CONDITIONS. EACH SUBSTANTIAL VARIANCE SHALL HAVE A BASIS OF RATIONALE AND BE DOCUMENTED IN THE PROJECT RECORD.

CLINICIANS, PROVIDERS, PRIMARY USERS, AND OTHER STAKEHOLDERS SHALL BE INVOLVED IN PROJECT SPECIFIC DEVELOPMENT OF ROOM TEMPLATES AND BIM TEST-FITS TO BEST ADAPT STANDARDS FOR SPECIFIC FUNCTIONAL, OPERATIONAL, AND SITE CONDITIONS AND TO PROVIDE OPTIMUM SERVICES ENVIRONMENTS FOR VETERANS. STAKEHOLDER INVOLVEMENT AND REQUIREMENTS SHALL BE DOCUMENTED IN THE PROJECT RECORD.

ROOM TEMPLATES ARE NOT PROJECT-SPECIFIC. SITE SPECIFIC ISSUES MUST BE ADDRESSED WITH THE CONTEXT OF VA STANDARDS AND APPLIED TO EACH INDIVIDUAL PROJECT. USE OF THIS ROOM TEMPLATE DOES NOT PRECLUDE THE NEED FOR, NOR ABSOLVE PLANNERS, DESIGNERS, AND CONSTRUCTORS OF THEIR RESPONSIBILITY TO PROVIDE COMPLETE, FUNCTIONAL, SAFE, AND SECURE DESIGNS SUITED TO THE UNIQUE REQUIREMENTS OF EACH PROJECT.

EQUIPMENT AND SYSTEMS ARE SHOWN IN AN ILLUSTRATIVE, PERFORMANCE-BASED FORMAT AND ARE NOT INTENDED TO DEPICT, SUGGEST, OR OTHERWISE CONSTITUTE ENDORSEMENT OF ANY SPECIFIC PRODUCT OR MANUFACTURER. MANUFACTURERS SHOULD BE CONSULTED FOR ACTUAL DIMENSIONS, CONFIGURATIONS, AND UTILITY REQUIREMENTS.

DISCLAIMER: ROOM TEMPLATES ARE GRAPHICAL REPRESENTATIONS OF SELECTED ROOM TYPES THAT ILLUSTRATE VA PLANNING REQUIREMENTS FOR SPACE, ROOM CONTENTS, AND ROOM SPECIFIC ENGINEERING SYSTEMS. THEY PROVIDE TYPICAL CONFIGURATIONS, PLANNING CRITERIA, AND GENERAL TECHNICAL GUIDANCE, AND ARE NOT INTENDED TO BE PROJECT SPECIFIC REQUIREMENTS.



U.S. Department
of Veterans Affairs

PROGRAMMING / FITTING (AUD03)
LEGEND


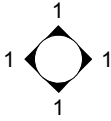




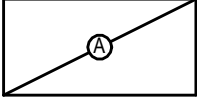
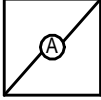


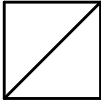

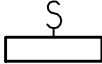
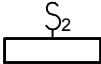

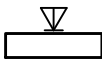
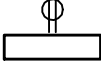




LEASING

Plot Date: 6/28/2018 9:50:24 AM

SKETCH TITLE

SCALE: 1/4" = 1'-0"



ROOM NAME (ROOM CODE) AREA NSF	ROOM TAG	 Type Comments	EQUIPMENT JSN NUMBER & NAME		ELEVATION REFERENCE
	CENTERLINE	-----	OVERHEAD LINES	-----	CLEARANCE LINES
	2X2 ACOUSTIC CEILING SYSTEM		COMPOUND CEILING, GYPSUM BOARD ON METAL STUD		SPRINKLER HEAD
	2X4 TROFFER LIGHT FIXTURE		2X2 TROFFER LIGHT FIXTURE		RECESSED CAN LIGHT FIXTURE
	EXHAUST REGISTER		RETURN REGISTER		SUPPLY DIFFUSER
	SINGLE SWITCH		MULTIPLE SWITCH (SUBSCRIPT INDICATES QUANTITY)		DIMMER SWITCH
	WALL-MOUNTED DATA OUTLET		WALL-MOUNTED DUPLEX OUTLET		WALL-MOUNTED QUADRAPLEX OUTLET
	FLOOR-MOUNTED DATA OUTLET		FLOOR-MOUNTED DUPLEX OUTLET		FLOOR-MOUNTED QUADRAPLEX OUTLET

DISCLAIMER: ROOM TEMPLATES ARE GRAPHICAL REPRESENTATIONS OF SELECTED ROOM TYPES THAT ILLUSTRATE VA PLANNING REQUIREMENTS FOR SPACE, ROOM CONTENTS, AND ROOM SPECIFIC ENGINEERING SYSTEMS. THEY PROVIDE TYPICAL CONFIGURATIONS, PLANNING CRITERIA, AND GENERAL TECHNICAL GUIDANCE, AND ARE NOT INTENDED TO BE PROJECT SPECIFIC REQUIREMENTS.



U.S. Department
of Veterans Affairs

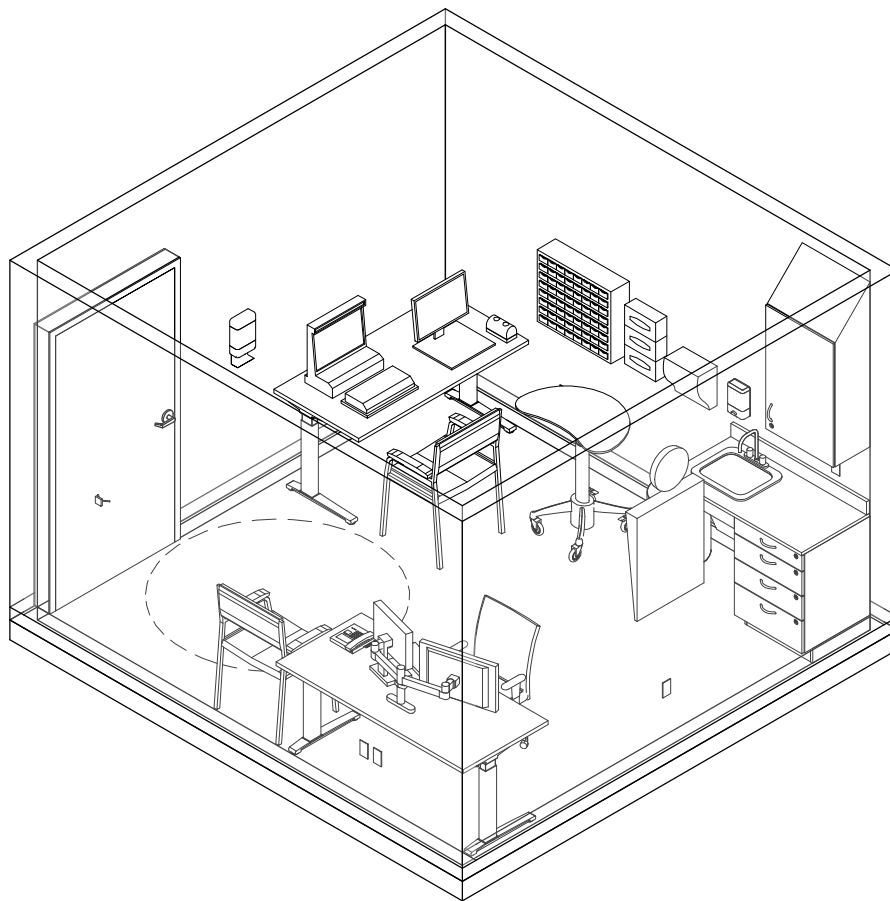
PROGRAMMING / FITTING (AUD03) AXONOMETRIC

LEASING

Plot Date: 6/28/2018 9:50:24 AM

SKETCH TITLE

SCALE:

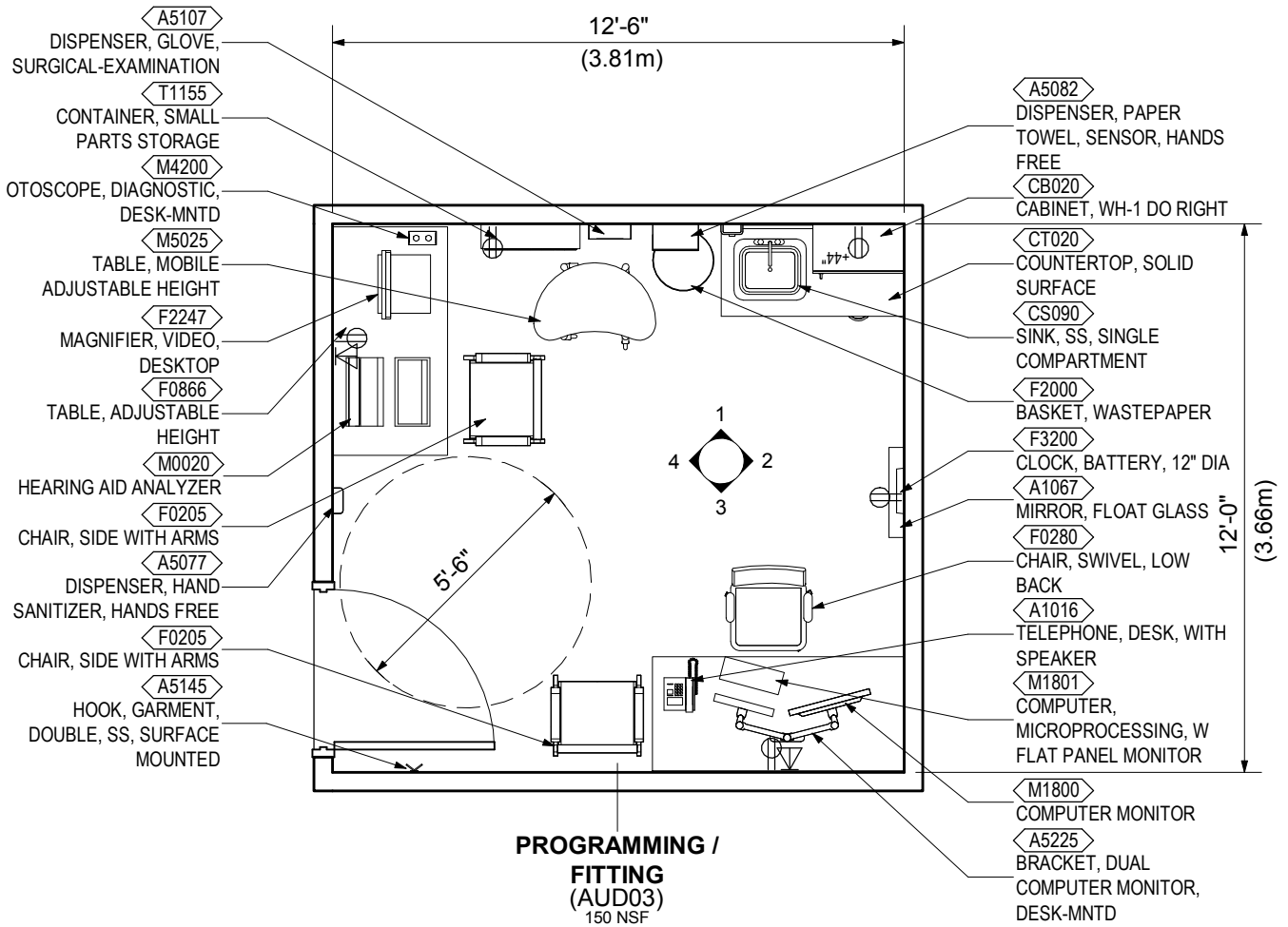


DISCLAIMER: ROOM TEMPLATES ARE GRAPHICAL REPRESENTATIONS OF SELECTED ROOM TYPES THAT ILLUSTRATE VA PLANNING REQUIREMENTS FOR SPACE, ROOM CONTENTS, AND ROOM SPECIFIC ENGINEERING SYSTEMS. THEY PROVIDE TYPICAL CONFIGURATIONS, PLANNING CRITERIA, AND GENERAL TECHNICAL GUIDANCE, AND ARE NOT INTENDED TO BE PROJECT SPECIFIC REQUIREMENTS.



SKETCH TITLE

SCALE: 1/4" = 1'-0"





U.S. Department of Veterans Affairs

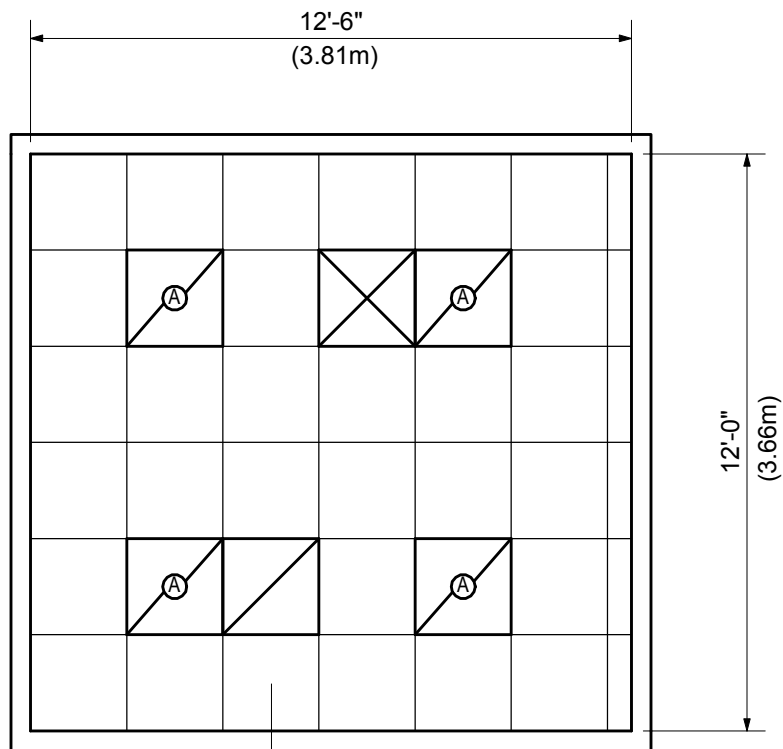
PROGRAMMING / FITTING (AUD03) REFLECTED CEILING PLAN

LEASING

Plot Date: 6/28/2018 9:50:25 AM

SKETCH TITLE

SCALE: 1/4" = 1'-0"



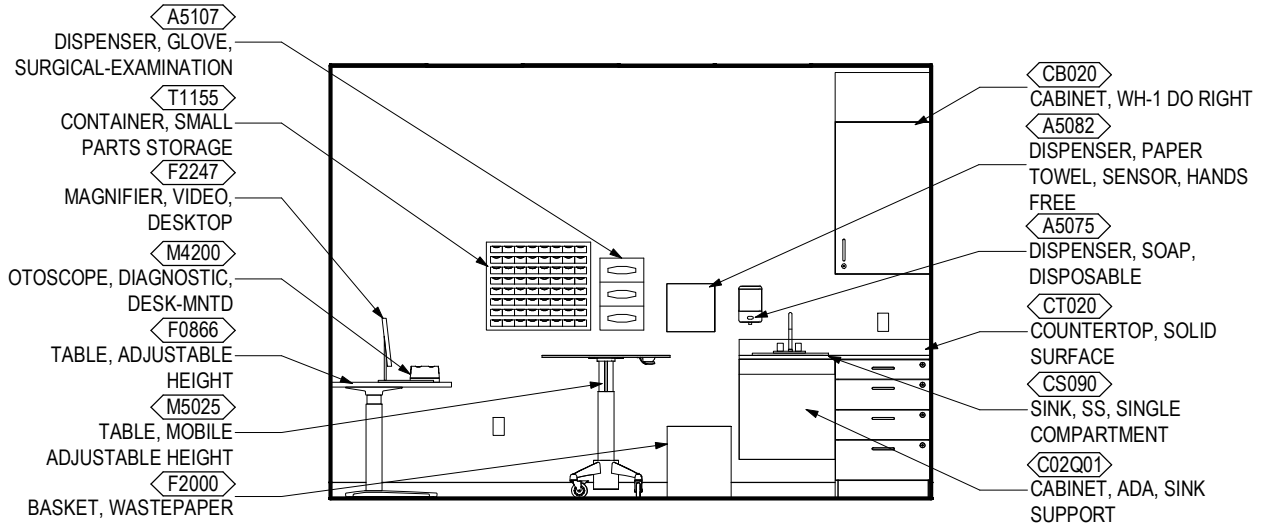
**PROGRAMMING /
FITTING
(AUD03)
150 NSF**

DISCLAIMER: ROOM TEMPLATES ARE GRAPHICAL REPRESENTATIONS OF SELECTED ROOM TYPES THAT ILLUSTRATE VA PLANNING REQUIREMENTS FOR SPACE, ROOM CONTENTS, AND ROOM SPECIFIC ENGINEERING SYSTEMS. THEY PROVIDE TYPICAL CONFIGURATIONS, PLANNING CRITERIA, AND GENERAL TECHNICAL GUIDANCE, AND ARE NOT INTENDED TO BE PROJECT SPECIFIC REQUIREMENTS.

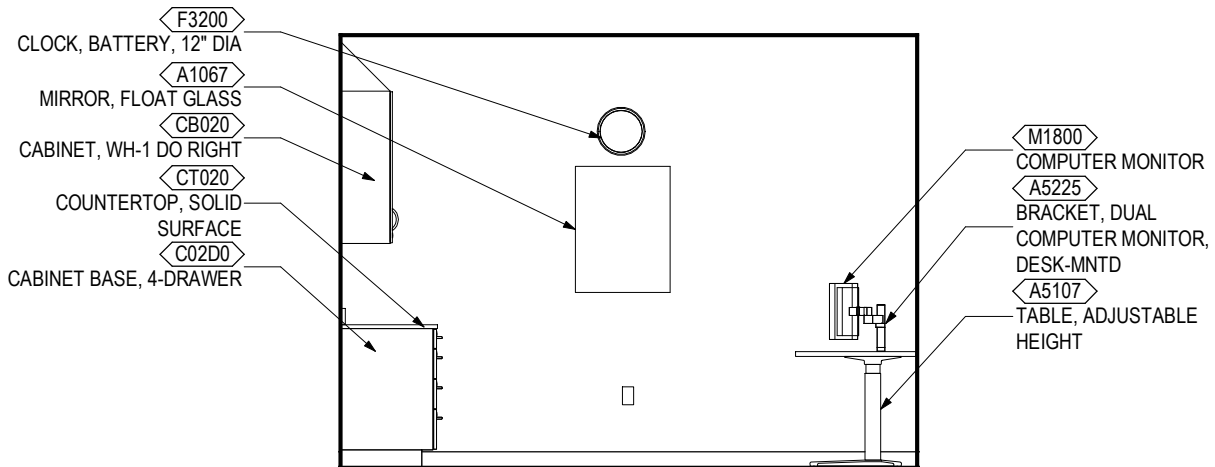


SKETCH TITLE

SCALE: 1/4" = 1'-0"



ELEVATION 1

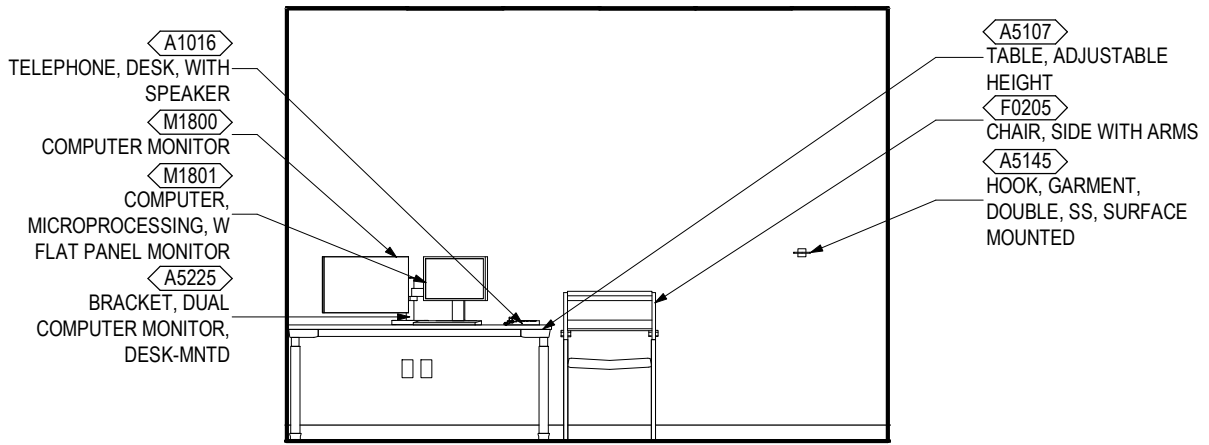


ELEVATION 2

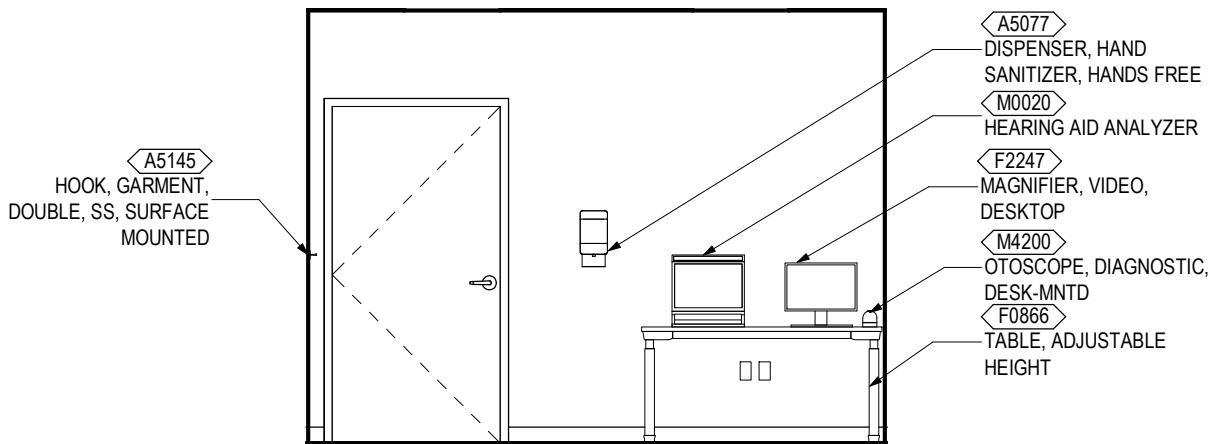


SKETCH TITLE

SCALE: 1/4" = 1'-0"



ELEVATION 3



ELEVATION 4



SKETCH TITLE

SCALE:



ARCHITECTURAL & INTERIOR DESIGN

Ceiling Type:	AT
Ceiling Height:	9'-0" (2700mm)
Ceiling Finish:	--
Wall Finish:	m: GWB f:P (Note 3)
Wainscot:	--
Base:	m: RB at h: 4" (100mm)
Floor Finish:	CPT (Note 1)
Slab Depression:	--
Sound Protection:	STC 60, (Notes 4,5)
Doors:	m:Wood t:19 (Note 2) dg: narrow lite (Note 3) s:V
Special Requirement:	--

Notes:

- Ref. Door Type Detail #SD080000-01 for door types
- Ref. Door Sizes Detail #SD080000-02 for door sizes
- 1) Ref. Note 6 and 64, PG-18-14
- 2) 50 STC rated acoustical door
- 3) Laminated or Insulated Glass Unit to meet acoustical criteria in Note 2
- 4) Increase the minimum STC rating of walls 5 STC for every 5 dBA increase in sound level above normal speech level (65 dBA 3'-0" (910 mm) from the speaker) in the adjacent room.
- 5) Refer to PG-18-10 Chapter 6; Table 5 Mechanical Room Data Sheets for Noise Criteria.

LIGHTING

General Requirement: Lighting system design shall be based on the guidance of applicable Illuminating Engineering Society North America (IESNA) Standards.

Luminaire Type: Design in accordance with project requirements.

Special Requirement: --

Notes:

POWER

Electrical system design to comply with the latest NFPA 70 and 99

Design in accordance with project requirements.

Normal Power: Connect to receptacles and equipment

Emergency Power: Not Required

Special Requirement: --

Notes:

Multiple Receptacles above and below desk for device charging.

TELECOMMUNICATION / SPECIAL SYSTEMS

Data:	Yes
Telephone:	Yes
Cable Television:	--
Duress Alarm:	--
Electronic Access and Door Control:	--
Intercom:	--
Motion Intrusion Detection (MID):	--
Nurse Call:	Staff emergency station where required
Code Blue:	--
Public Address:	--
Security Surveillance Television (SSTV):	--
VA Satellite TV:	--
Video Teleconferencing (VTEL):	Yes (Note 1)
Special Requirement:	--

Notes:

- 1) Where telehealth services will be provided, computer workstation shall include dual monitors, speakers, video camera, and microphone.

PLUMBING AND MEDICAL GASES

Design in accordance with project requirements.

Cold Water: Yes

Hot Water: Yes

Drain: --

Reagent Grade Water: --

Medical Air: --

Medical Vacuum: --

Oxygen: --

Special Requirement: --

Notes:

HEATING, VENTILATING, AND AIR CONDITIONING

Refer to HVAC Design Manual.

Design in accordance with project requirements.

Refer to the current version of PG-18-10 Chapter 6 Table 5 – "Mechanical Room Data Sheets" for room temperatures, humidity range, room air change requirements, and pressurization

Notes:

FIRE PROTECTION AND LIFE SAFETY

Design in accordance with project requirements.

Alarm Detection: Visual (15cd), center of tile

Alarm Annunciator: --

Sprinkler: Recessed pendant, center of tile

Notes:



U.S. Department
of Veterans Affairs

SUITE 1, AUDIOMETRIC EXAMINATION (AUDE1)
DISCLAIMER

LEASING

Plot Date: 6/28/2018 10:07:59 AM

SKETCH TITLE

SCALE:



DISCLAIMER:

ROOM TEMPLATES ARE A CRITICAL COMPONENT TO VA TECHNICAL INFORMATION LIBRARY (TIL) WHICH PROVIDES STANDARDS FOR ALL VA PLANNING, DESIGN, AND CONSTRUCTION PROJECTS. ROOM TEMPLATES ARE DEPARTMENT AND ROOM ALIGNED CRITERIA DESCRIBING SPACE, ROOM CONTENTS, AND OTHER TECHNICAL REQUIREMENTS FOR THE DEVELOPMENT OF VA PROJECTS. ROOM TEMPLATES COMMUNICATE THE BASIS OF DESIGN (BOD) AND ARE REQUIRED TO BE UTILIZED BY PROJECT TEAMS WORKING ON NEW CONSTRUCTION AND RENOVATIONS OF EXISTING FACILITIES. THE MATERIAL CONTAINED IN THE ROOM TEMPLATE CONSTITUTES A STANDARD FOR VA PLANNING, DESIGN, AND CONSTRUCTION. ANY SUBSTANTIAL VARIANCE FROM STANDARDS SHALL BE CONSIDERED ONLY AS REQUIRED TO ACCOMMODATE SPECIFIC SITE, FUNCTIONAL, AND OPERATIONAL CONDITIONS. EACH SUBSTANTIAL VARIANCE SHALL HAVE A BASIS OF RATIONALE AND BE DOCUMENTED IN THE PROJECT RECORD.

CLINICIANS, PROVIDERS, PRIMARY USERS, AND OTHER STAKEHOLDERS SHALL BE INVOLVED IN PROJECT SPECIFIC DEVELOPMENT OF ROOM TEMPLATES AND BIM TEST-FITS TO BEST ADAPT STANDARDS FOR SPECIFIC FUNCTIONAL, OPERATIONAL, AND SITE CONDITIONS AND TO PROVIDE OPTIMUM SERVICES ENVIRONMENTS FOR VETERANS. STAKEHOLDER INVOLVEMENT AND REQUIREMENTS SHALL BE DOCUMENTED IN THE PROJECT RECORD.

ROOM TEMPLATES ARE NOT PROJECT-SPECIFIC. SITE SPECIFIC ISSUES MUST BE ADDRESSED WITH THE CONTEXT OF VA STANDARDS AND APPLIED TO EACH INDIVIDUAL PROJECT. USE OF THIS ROOM TEMPLATE DOES NOT PRECLUDE THE NEED FOR, NOR ABSOLVE PLANNERS, DESIGNERS, AND CONSTRUCTORS OF THEIR RESPONSIBILITY TO PROVIDE COMPLETE, FUNCTIONAL, SAFE, AND SECURE DESIGNS SUITED TO THE UNIQUE REQUIREMENTS OF EACH PROJECT.

EQUIPMENT AND SYSTEMS ARE SHOWN IN AN ILLUSTRATIVE, PERFORMANCE-BASED FORMAT AND ARE NOT INTENDED TO DEPICT, SUGGEST, OR OTHERWISE CONSTITUTE ENDORSEMENT OF ANY SPECIFIC PRODUCT OR MANUFACTURER. MANUFACTURERS SHOULD BE CONSULTED FOR ACTUAL DIMENSIONS, CONFIGURATIONS, AND UTILITY REQUIREMENTS.

DISCLAIMER: ROOM TEMPLATES ARE GRAPHICAL REPRESENTATIONS OF SELECTED ROOM TYPES THAT ILLUSTRATE VA PLANNING REQUIREMENTS FOR SPACE, ROOM CONTENTS, AND ROOM SPECIFIC ENGINEERING SYSTEMS. THEY PROVIDE TYPICAL CONFIGURATIONS, PLANNING CRITERIA, AND GENERAL TECHNICAL GUIDANCE, AND ARE NOT INTENDED TO BE PROJECT SPECIFIC REQUIREMENTS.



U.S. Department
of Veterans Affairs

SUITE 1, AUDIOMETRIC EXAMINATION (AUDE1)
LEGEND

LEASING
Plot Date: 6/28/2018 10:08:00 AM

SKETCH TITLE

SCALE: 1/4" = 1'-0"



ROOM NAME (ROOM CODE) AREA NSF	ROOM TAG	JSN# Type Comments	EQUIPMENT JSN NUMBER & NAME		ELEVATION REFERENCE
	CENTERLINE	-----	OVERHEAD LINES	-----	CLEARANCE LINES
	2X2 ACOUSTIC CEILING SYSTEM		COMPOUND CEILING, GYPSUM BOARD ON METAL STUD		SPRINKLER HEAD
	2X4 TROFFER LIGHT FIXTURE		2X2 TROFFER LIGHT FIXTURE		RECESSED CAN LIGHT FIXTURE
	EXHAUST REGISTER		RETURN REGISTER		SUPPLY DIFFUSER
	SINGLE SWITCH		MULTIPLE SWITCH (SUBSCRIPT INDICATES QUANTITY)		DIMMER SWITCH
	WALL-MOUNTED DATA OUTLET		WALL-MOUNTED DUPLEX OUTLET		WALL-MOUNTED QUADRAPLEX OUTLET
	FLOOR-MOUNTED DATA OUTLET		FLOOR-MOUNTED DUPLEX OUTLET		FLOOR-MOUNTED QUADRAPLEX OUTLET

DISCLAIMER: ROOM TEMPLATES ARE GRAPHICAL REPRESENTATIONS OF SELECTED ROOM TYPES THAT ILLUSTRATE VA PLANNING REQUIREMENTS FOR SPACE, ROOM CONTENTS, AND ROOM SPECIFIC ENGINEERING SYSTEMS. THEY PROVIDE TYPICAL CONFIGURATIONS, PLANNING CRITERIA, AND GENERAL TECHNICAL GUIDANCE, AND ARE NOT INTENDED TO BE PROJECT SPECIFIC REQUIREMENTS.



U.S. Department
of Veterans Affairs

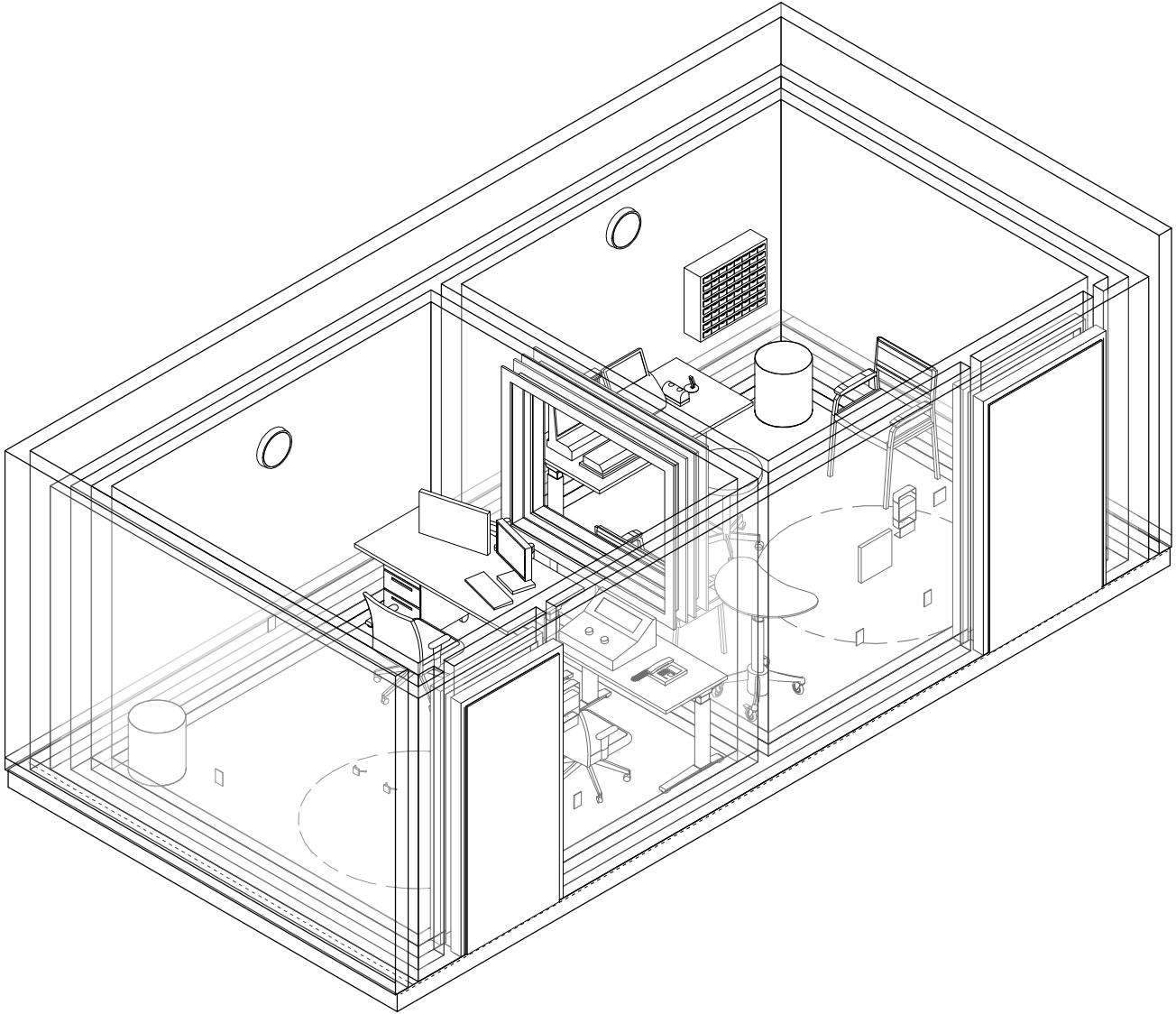
SUITE 1, AUDIOMETRIC EXAMINATION (AUDE1) AXONOMETRIC

LEASING

Plot Date: 6/28/2018 10:08:01 AM

SKETCH TITLE

SCALE:



DISCLAIMER: ROOM TEMPLATES ARE GRAPHICAL REPRESENTATIONS OF SELECTED ROOM TYPES THAT ILLUSTRATE VA PLANNING REQUIREMENTS FOR SPACE, ROOM CONTENTS, AND ROOM SPECIFIC ENGINEERING SYSTEMS. THEY PROVIDE TYPICAL CONFIGURATIONS, PLANNING CRITERIA, AND GENERAL TECHNICAL GUIDANCE, AND ARE NOT INTENDED TO BE PROJECT SPECIFIC REQUIREMENTS.



U.S. Department of Veterans Affairs

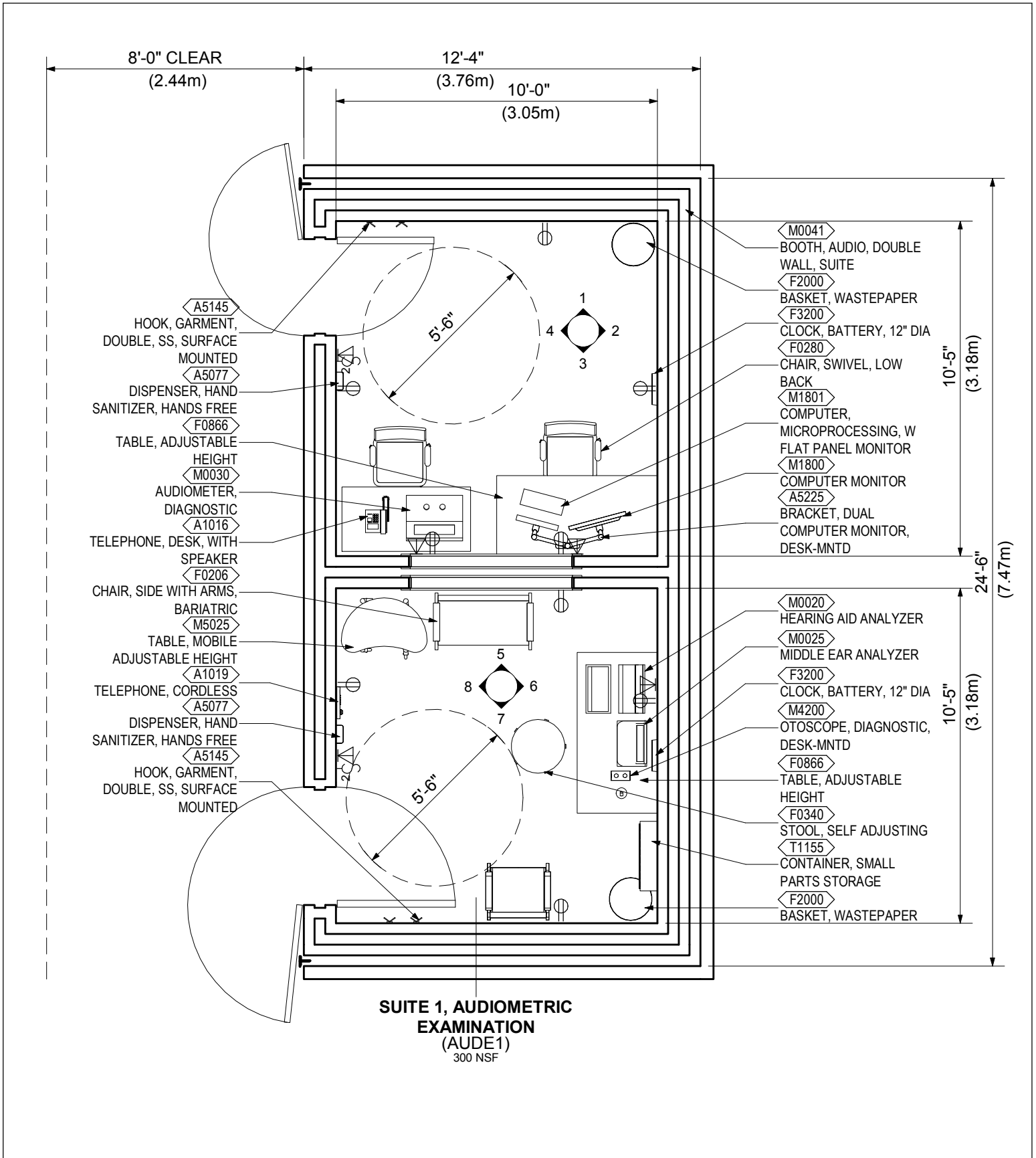
SUITE 1, AUDIOMETRIC EXAMINATION (AUDE1)
FLOOR PLAN (300 NSF / 27.87 NSM)

LEASING

Plot Date: 6/28/2018 10:08:01 AM

SKETCH TITLE

SCALE: 1/4" = 1'-0"



DISCLAIMER: ROOM TEMPLATES ARE GRAPHICAL REPRESENTATIONS OF SELECTED ROOM TYPES THAT ILLUSTRATE VA PLANNING REQUIREMENTS FOR SPACE, ROOM CONTENTS, AND ROOM SPECIFIC ENGINEERING SYSTEMS. THEY PROVIDE TYPICAL CONFIGURATIONS, PLANNING CRITERIA, AND GENERAL TECHNICAL GUIDANCE, AND ARE NOT INTENDED TO BE PROJECT SPECIFIC REQUIREMENTS.



U.S. Department
of Veterans Affairs

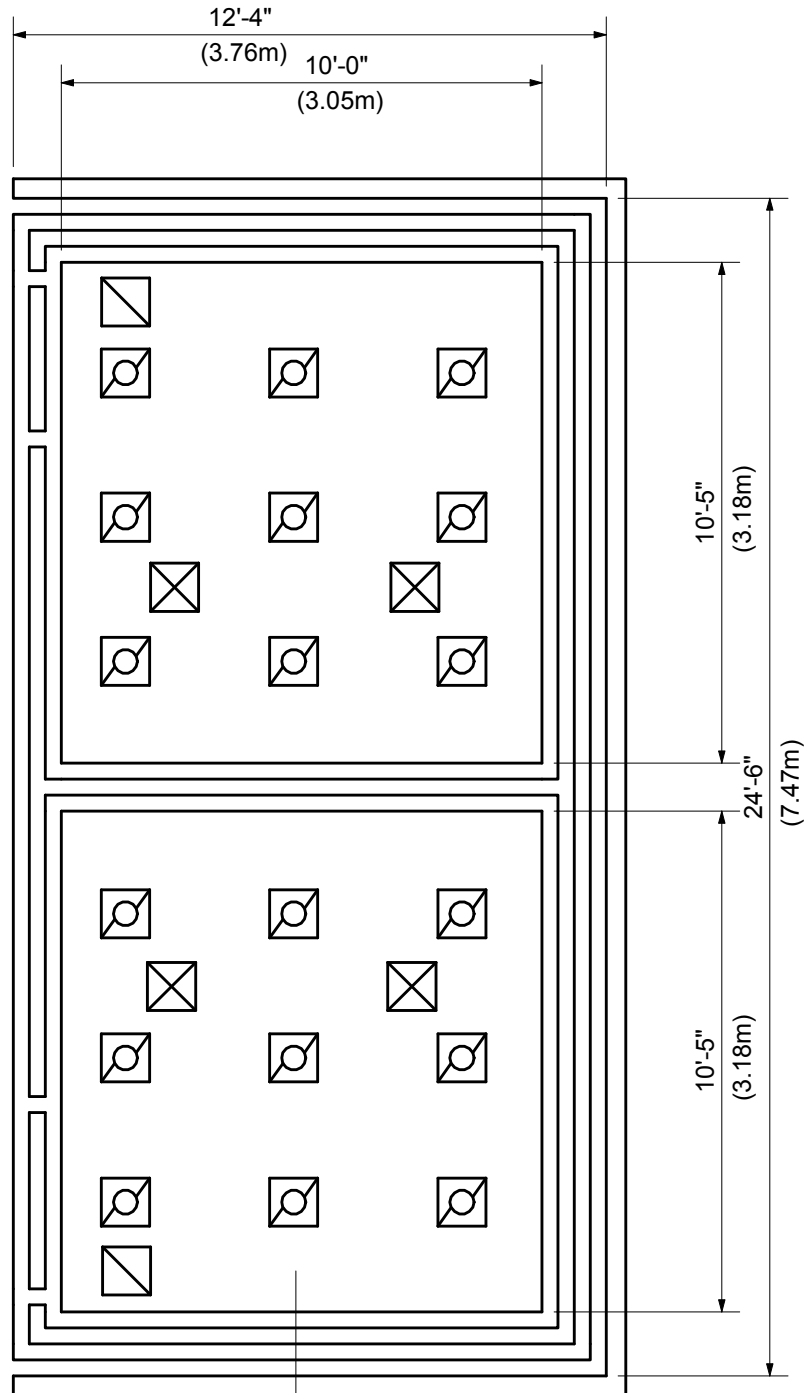
SUITE 1, AUDIOMETRIC EXAMINATION (AUDE1)
REFLECTED CEILING PLAN

LEASING

Plot Date: 6/28/2018 10:08:01 AM

SKETCH TITLE

SCALE: 1/4" = 1'-0"



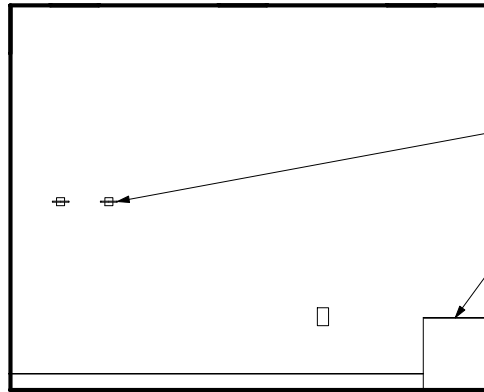
**SUITE 1, AUDIOMETRIC
EXAMINATION
(AUDE1)**
300 NSF

DISCLAIMER: ROOM TEMPLATES ARE GRAPHICAL REPRESENTATIONS OF SELECTED ROOM TYPES THAT ILLUSTRATE VA PLANNING REQUIREMENTS FOR SPACE, ROOM CONTENTS, AND ROOM SPECIFIC ENGINEERING SYSTEMS. THEY PROVIDE TYPICAL CONFIGURATIONS, PLANNING CRITERIA, AND GENERAL TECHNICAL GUIDANCE, AND ARE NOT INTENDED TO BE PROJECT SPECIFIC REQUIREMENTS.



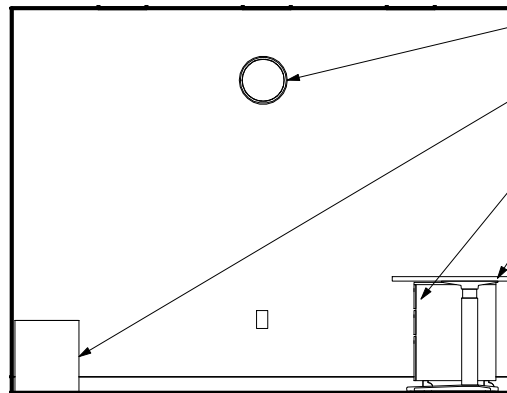
SKETCH TITLE

SCALE: 1/4" = 1'-0"



- ◊ A5145
HOOK, GARMENT,
DOUBLE, SS, SURFACE
MOUNTED
- ◊ F2000
BASKET, WASTEPAPER

ELEVATION 1



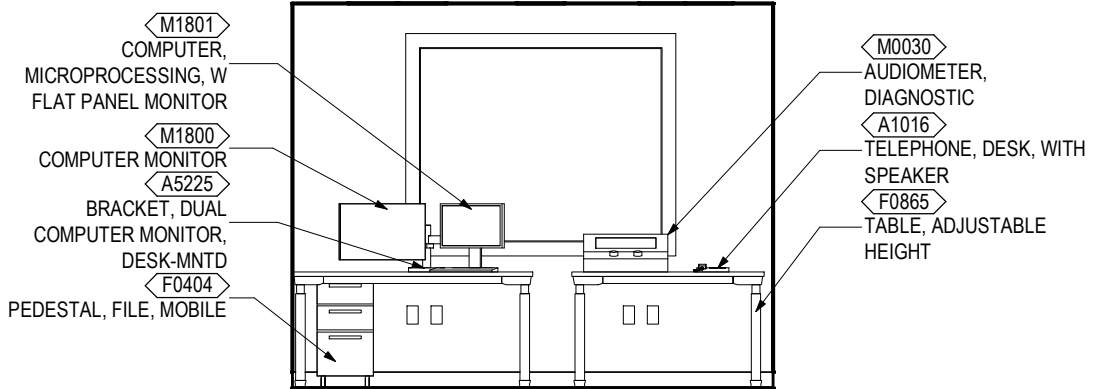
- ◊ F3200
CLOCK, BATTERY, 12" DIA
- ◊ F2000
BASKET, WASTEPAPER
- ◊ F0404
PEDESTAL, FILE, MOBILE
- ◊ F0404
PEDESTAL, FILE, MOBILE

ELEVATION 2

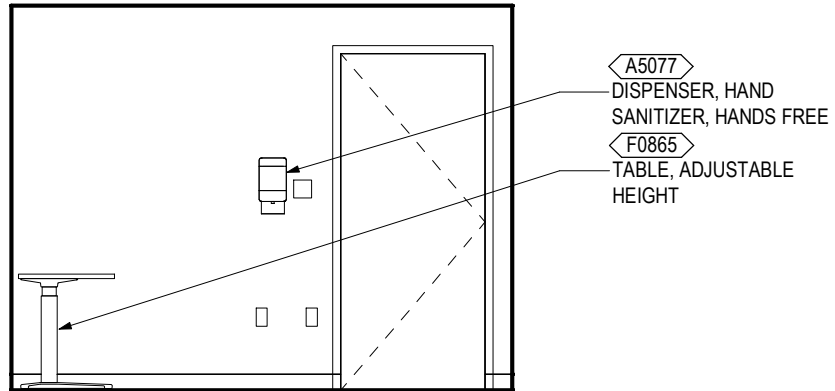


SKETCH TITLE

SCALE: 1/4" = 1'-0"



ELEVATION 3

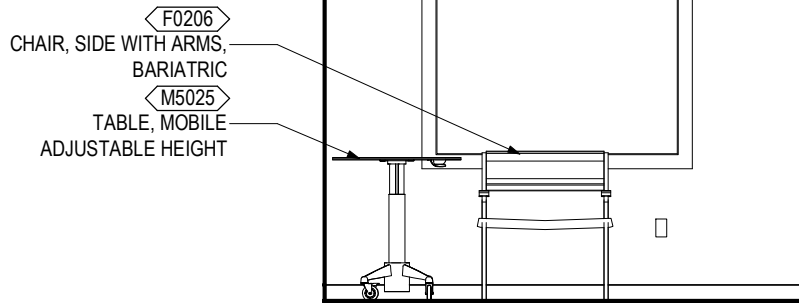


ELEVATION 4



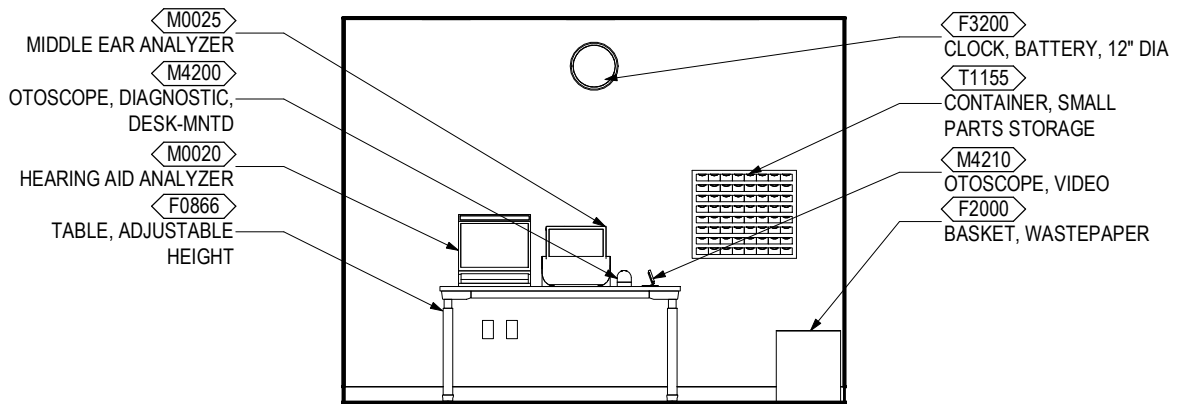
SKETCH TITLE

SCALE: 1/4" = 1'-0"



- F0206
CHAIR, SIDE WITH ARMS,
BARIATRIC
- M5025
TABLE, MOBILE
ADJUSTABLE HEIGHT

ELEVATION 5



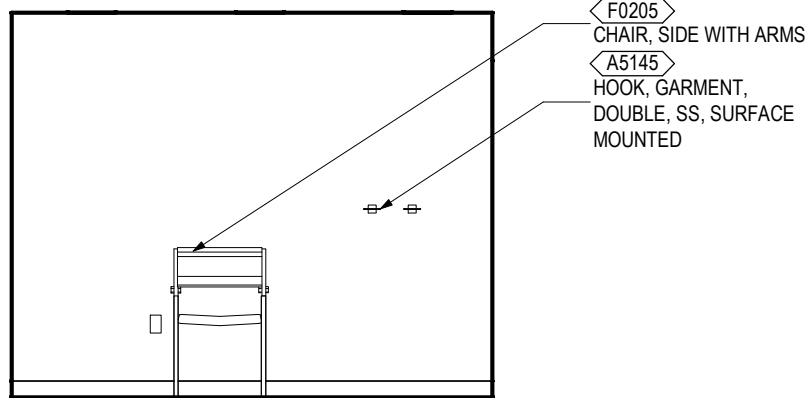
- M0025
MIDDLE EAR ANALYZER
- M4200
OTOSCOPE, DIAGNOSTIC,
DESK-MNTD
- M0020
HEARING AID ANALYZER
- F0866
TABLE, ADJUSTABLE
HEIGHT
- F3200
CLOCK, BATTERY, 12" DIA
- T1155
CONTAINER, SMALL
PARTS STORAGE
- M4210
OTOSCOPE, VIDEO
- F2000
BASKET, WASTEPAPER

ELEVATION 6

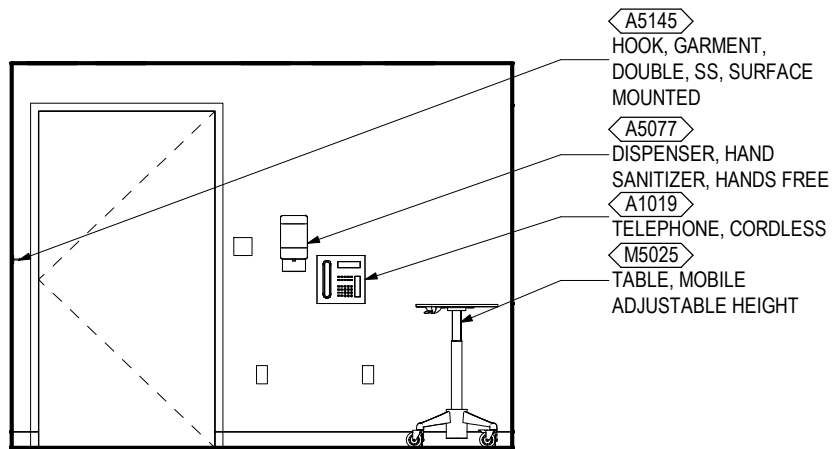


SKETCH TITLE

SCALE: 1/4" = 1'-0"



ELEVATION 7



ELEVATION 8



SKETCH TITLE

SCALE:



ARCHITECTURAL & INTERIOR DESIGN

Ceiling Type:	Pre-Fab (Note 1)
Ceiling Height:	8'-0" (2400mm)(Note 2)
Ceiling Finish:	--
Wall Finish:	Pre-Fab (Notes 1, 3)
Wainscot:	--
Base:	Pre-Fab (Note 1)
Floor Finish:	CPT or LVT (Note 4)
Slab Depression:	6 1/8" (160 mm), verify to ensure flush transition
Sound Protection:	Ref. PG-18-10 Ch. 6; Table 5 Mech. Rm. (Note 1)
Doors:	m: Pre-Fab t: Pre-Fab (Notes 1,5) Control s:U; Exam s:V
Special Requirement:	--

Notes:

- 1) As specified in VHA Handbook 1170.02 Appendix D
- 2) Preferred interior clear ceiling height. Coordinate with facility floor-to-floor height and plenum space required for MEP systems.
- 3) Wall and ceiling finish selection from manufacturer standard colors powder coat paint; or per facility preference for alternative "enhanced" finishes, such as fabric panels, "wood" look or wood veneer exterior panels.
- 4) Floor finishes per project requirements; not required to be purchased through booth vendor.
- 5) Two-door (in swing and swing out) acoustical door and frame assemblies, on both control operator and examination side. Doors shall include narrow light or full height insulated glass view window.

LIGHTING

General Requirement: Lighting system design shall be based on the guidance of applicable Illuminating Engineering Society North America (IESNA) Standards.

Luminaire Type: Design in accordance with project requirements.

Special Requirement:

Notes:

- 1) EMI/RFI emissions area a concern within booths. Provide fixture drivers complying with FCC Title 47, Part 18, Subpart C, Class B, Consumer Equipment.

POWER

Electrical system design to comply with the latest NFPA 70 and 99

Design in accordance with project requirements.

Normal Power: Connect to receptacles and equipment

Emergency Power: --

Special Requirement: --

Notes:

- 2) Receptacles on All sides of Booth, provided with Pre-fab³r. System
- 3) Multiple Receptacles at Tables for charging devices

TELECOMMUNICATION / SPECIAL SYSTEMS

Data:	Yes
Telephone:	Yes
Cable Television:	--
Duress Alarm:	--
Electronic Access and Door Control:	--
Intercom:	--
Motion Intrusion Detection (MID):	--
Nurse Call:	Staff emergency station where required
Code Blue:	--
Public Address:	--
Security Surveillance Television (SSTV):	--
VA Satellite TV:	--
Video Teleconferencing (VTEL):	Yes Control Side (Note 1)
Special Requirement:	--

Notes:

- 1) Where telehealth services will be provided, computer workstation shall include dual monitors, speakers, video camera, and microphone.
- 2) Provide keyboard, video, & mouse connections between audiometer computer workstation & keyboard, video, and mouse in exam side.

PLUMBING AND MEDICAL GASES

Design in accordance with project requirements.

Cold Water: --

Hot Water: --

Drain: --

Reagent Grade Water: --

Medical Air: --

Medical Vacuum: --

Oxygen: --

Special Requirement: --

Notes:

HEATING, VENTILATING, AND AIR CONDITIONING

Refer to HVAC Design Manual.

Design in accordance with project requirements.

Refer to the current version of PG-18-10 Chapter 6 Table 5 – "Mechanical Room Data Sheets" for room temperatures, humidity range, room air change requirements, and pressurization

Notes:

FIRE PROTECTION AND LIFE SAFETY

Design in accordance with project requirements.

Alarm Detection: Visual (15cd), center of tile

Alarm Annunciator: --

Sprinkler: Recessed pendant, center of tile

Notes:



U.S. Department
of Veterans Affairs

ELECTROPHYSIOLOGY (AUDP1)
DISCLAIMER

LEASING

Plot Date: 6/28/2018 10:26:11 AM

SKETCH TITLE

SCALE:



DISCLAIMER:

ROOM TEMPLATES ARE A CRITICAL COMPONENT TO VA TECHNICAL INFORMATION LIBRARY (TIL) WHICH PROVIDES STANDARDS FOR ALL VA PLANNING, DESIGN, AND CONSTRUCTION PROJECTS. ROOM TEMPLATES ARE DEPARTMENT AND ROOM ALIGNED CRITERIA DESCRIBING SPACE, ROOM CONTENTS, AND OTHER TECHNICAL REQUIREMENTS FOR THE DEVELOPMENT OF VA PROJECTS. ROOM TEMPLATES COMMUNICATE THE BASIS OF DESIGN (BOD) AND ARE REQUIRED TO BE UTILIZED BY PROJECT TEAMS WORKING ON NEW CONSTRUCTION AND RENOVATIONS OF EXISTING FACILITIES. THE MATERIAL CONTAINED IN THE ROOM TEMPLATE CONSTITUTES A STANDARD FOR VA PLANNING, DESIGN, AND CONSTRUCTION. ANY SUBSTANTIAL VARIANCE FROM STANDARDS SHALL BE CONSIDERED ONLY AS REQUIRED TO ACCOMMODATE SPECIFIC SITE, FUNCTIONAL, AND OPERATIONAL CONDITIONS. EACH SUBSTANTIAL VARIANCE SHALL HAVE A BASIS OF RATIONALE AND BE DOCUMENTED IN THE PROJECT RECORD.

CLINICIANS, PROVIDERS, PRIMARY USERS, AND OTHER STAKEHOLDERS SHALL BE INVOLVED IN PROJECT SPECIFIC DEVELOPMENT OF ROOM TEMPLATES AND BIM TEST-FITS TO BEST ADAPT STANDARDS FOR SPECIFIC FUNCTIONAL, OPERATIONAL, AND SITE CONDITIONS AND TO PROVIDE OPTIMUM SERVICES ENVIRONMENTS FOR VETERANS. STAKEHOLDER INVOLVEMENT AND REQUIREMENTS SHALL BE DOCUMENTED IN THE PROJECT RECORD.

ROOM TEMPLATES ARE NOT PROJECT-SPECIFIC. SITE SPECIFIC ISSUES MUST BE ADDRESSED WITH THE CONTEXT OF VA STANDARDS AND APPLIED TO EACH INDIVIDUAL PROJECT. USE OF THIS ROOM TEMPLATE DOES NOT PRECLUDE THE NEED FOR, NOR ABSOLVE PLANNERS, DESIGNERS, AND CONSTRUCTORS OF THEIR RESPONSIBILITY TO PROVIDE COMPLETE, FUNCTIONAL, SAFE, AND SECURE DESIGNS SUITED TO THE UNIQUE REQUIREMENTS OF EACH PROJECT.

EQUIPMENT AND SYSTEMS ARE SHOWN IN AN ILLUSTRATIVE, PERFORMANCE-BASED FORMAT AND ARE NOT INTENDED TO DEPICT, SUGGEST, OR OTHERWISE CONSTITUTE ENDORSEMENT OF ANY SPECIFIC PRODUCT OR MANUFACTURER. MANUFACTURERS SHOULD BE CONSULTED FOR ACTUAL DIMENSIONS, CONFIGURATIONS, AND UTILITY REQUIREMENTS.

DISCLAIMER: ROOM TEMPLATES ARE GRAPHICAL REPRESENTATIONS OF SELECTED ROOM TYPES THAT ILLUSTRATE VA PLANNING REQUIREMENTS FOR SPACE, ROOM CONTENTS, AND ROOM SPECIFIC ENGINEERING SYSTEMS. THEY PROVIDE TYPICAL CONFIGURATIONS, PLANNING CRITERIA, AND GENERAL TECHNICAL GUIDANCE, AND ARE NOT INTENDED TO BE PROJECT SPECIFIC REQUIREMENTS.



U.S. Department
of Veterans Affairs

ELECTROPHYSIOLOGY (AUDP1) LEGEND

LEASING

Plot Date: 6/28/2018 10:26:12 AM

SKETCH TITLE

SCALE: 1/4" = 1'-0"



ROOM NAME (ROOM CODE) AREA NSF	ROOM TAG	JSN# Type Comments	EQUIPMENT JSN NUMBER & NAME		ELEVATION REFERENCE
	CENTERLINE	-----	OVERHEAD LINES	-----	CLEARANCE LINES
	2X2 ACOUSTIC CEILING SYSTEM		COMPOUND CEILING, GYPSUM BOARD ON METAL STUD		SPRINKLER HEAD
	2X4 TROFFER LIGHT FIXTURE		2X2 TROFFER LIGHT FIXTURE		RECESSED CAN LIGHT FIXTURE
	EXHAUST REGISTER		RETURN REGISTER		SUPPLY DIFFUSER
	SINGLE SWITCH		MULTIPLE SWITCH (SUBSCRIPT INDICATES QUANTITY)		DIMMER SWITCH
	WALL-MOUNTED DATA OUTLET		WALL-MOUNTED DUPLEX OUTLET		WALL-MOUNTED QUADRAPLEX OUTLET
	FLOOR-MOUNTED DATA OUTLET		FLOOR-MOUNTED DUPLEX OUTLET		FLOOR-MOUNTED QUADRAPLEX OUTLET

DISCLAIMER: ROOM TEMPLATES ARE GRAPHICAL REPRESENTATIONS OF SELECTED ROOM TYPES THAT ILLUSTRATE VA PLANNING REQUIREMENTS FOR SPACE, ROOM CONTENTS, AND ROOM SPECIFIC ENGINEERING SYSTEMS. THEY PROVIDE TYPICAL CONFIGURATIONS, PLANNING CRITERIA, AND GENERAL TECHNICAL GUIDANCE, AND ARE NOT INTENDED TO BE PROJECT SPECIFIC REQUIREMENTS.



U.S. Department
of Veterans Affairs

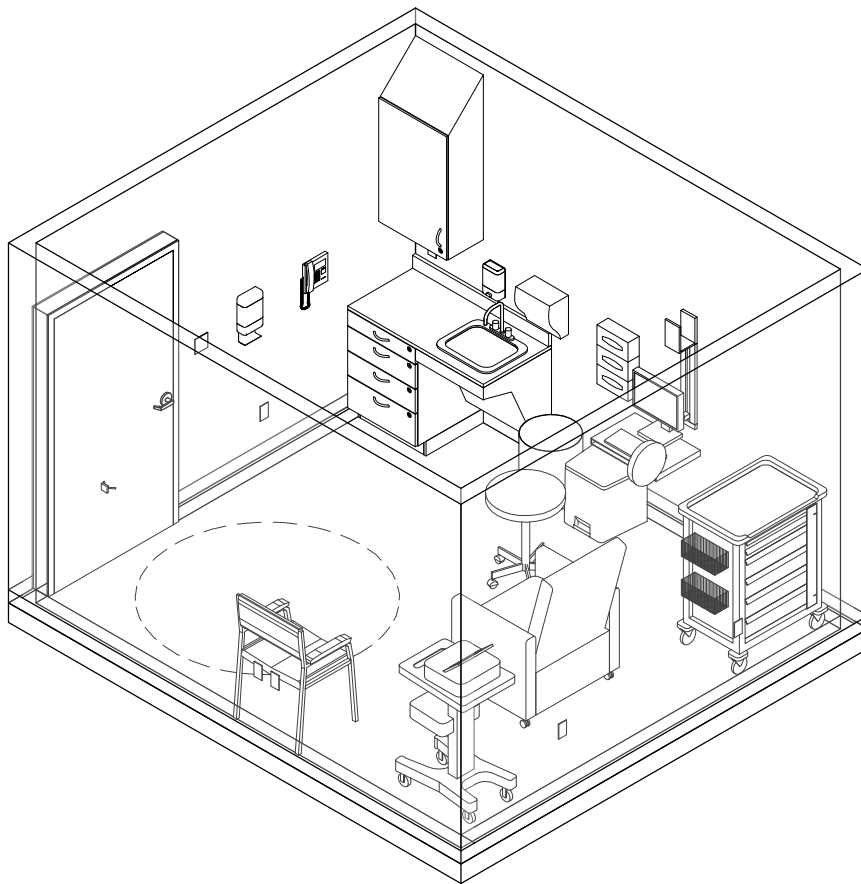
ELECTROPHYSIOLOGY (AUDP1) AXONOMETRIC

LEASING

Plot Date: 6/28/2018 10:26:13 AM

SKETCH TITLE

SCALE:



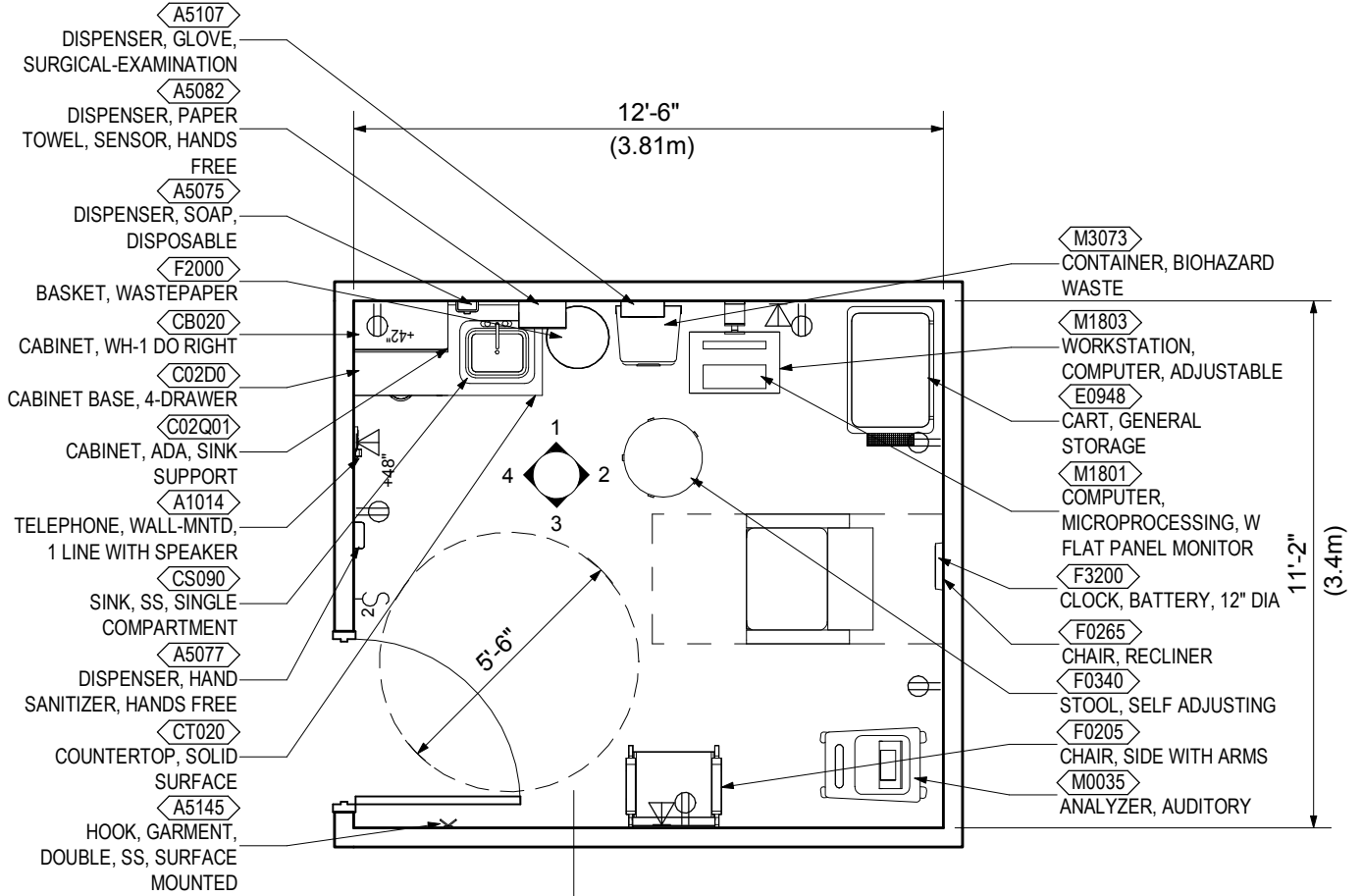
DISCLAIMER: ROOM TEMPLATES ARE GRAPHICAL REPRESENTATIONS OF SELECTED ROOM TYPES THAT ILLUSTRATE VA PLANNING REQUIREMENTS FOR SPACE, ROOM CONTENTS, AND ROOM SPECIFIC ENGINEERING SYSTEMS. THEY PROVIDE TYPICAL CONFIGURATIONS, PLANNING CRITERIA, AND GENERAL TECHNICAL GUIDANCE, AND ARE NOT INTENDED TO BE PROJECT SPECIFIC REQUIREMENTS.



ELECTROPHYSIOLOGY (AUDP1)
FLOOR PLAN (140 NSF / 13 NSM)

SKETCH TITLE

SCALE: 1/4" = 1'-0"



ELECTROPHYSIOLOGY (AUDP1)
140 NSF



U.S. Department of Veterans Affairs

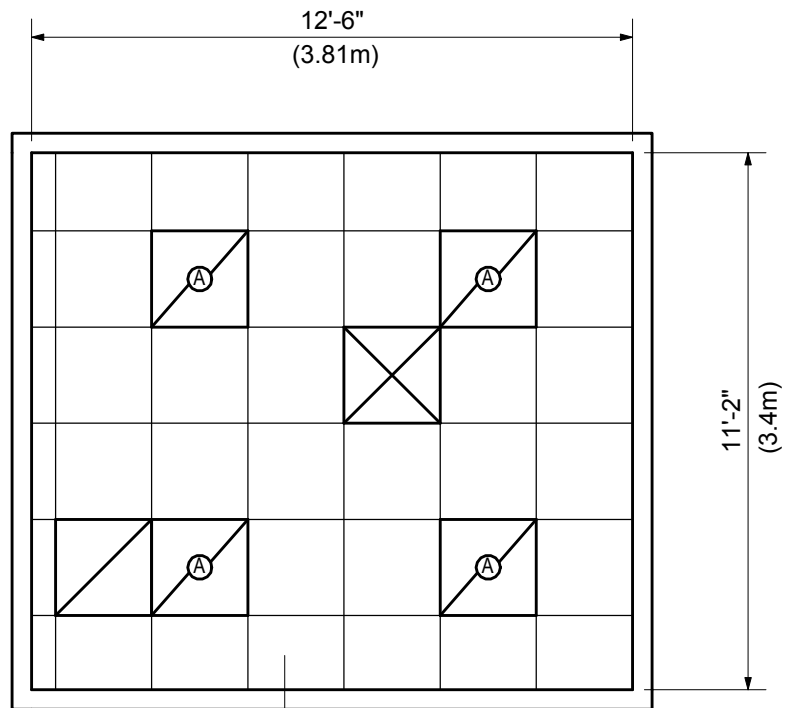
ELECTROPHYSIOLOGY (AUDP1) REFLECTED CEILING PLAN

LEASING

Plot Date: 6/28/2018 10:26:14 AM

SKETCH TITLE

SCALE: 1/4" = 1'-0"



ELECTROPHYSIOLOGY
(AUDP1)
140 NSF



SKETCH TITLE

SCALE: 1/4" = 1'-0"



A5107
DISPENSER, GLOVE,
SURGICAL-EXAMINATION

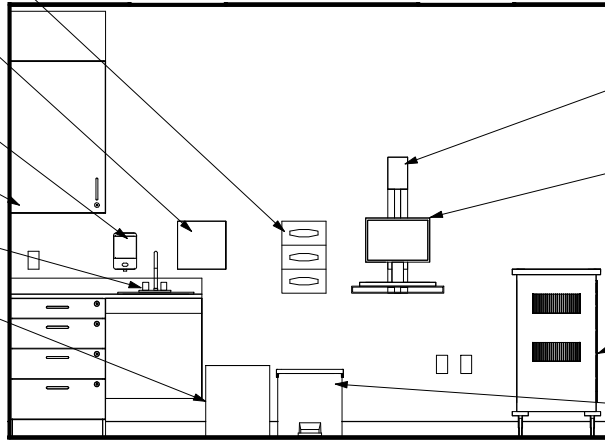
A5082
DISPENSER, PAPER
TOWEL, SENSOR, HANDS
FREE

A5075
DISPENSER, SOAP,
DISPOSABLE

CB020
CABINET, WH-1 DO RIGHT

CS090
SINK, SS, SINGLE
COMPARTMENT

F2000
BASKET, WASTEPAPER



M1803
WORKSTATION,
COMPUTER, ADJUSTABLE

M1801
COMPUTER,
MICROPROCESSING, W
FLAT PANEL MONITOR

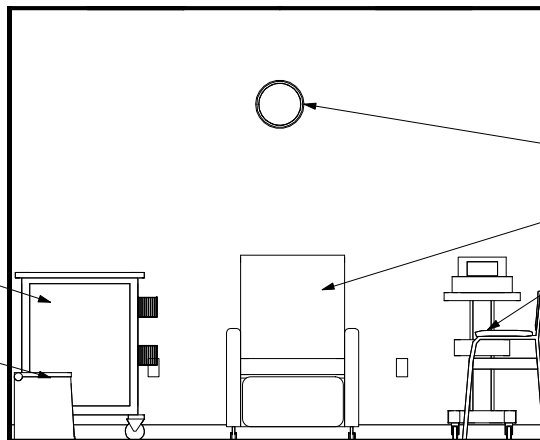
E0948
CART, GENERAL
STORAGE

M3073
CONTAINER, BIOHAZARD
WASTE

ELEVATION 1

E0948
CART, GENERAL
STORAGE

M3073
CONTAINER, BIOHAZARD
WASTE



F3200
CLOCK, BATTERY, 12" DIA

F0265
CHAIR, RECLINER

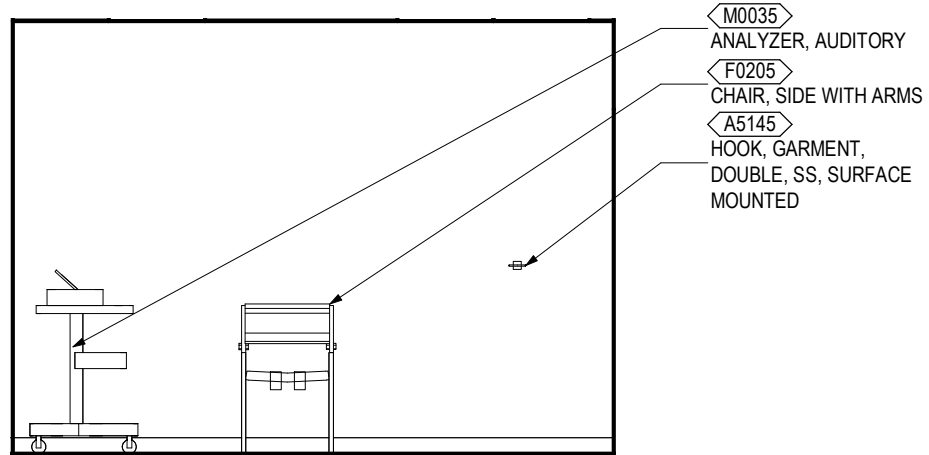
F0205
CHAIR, SIDE WITH ARMS

ELEVATION 2

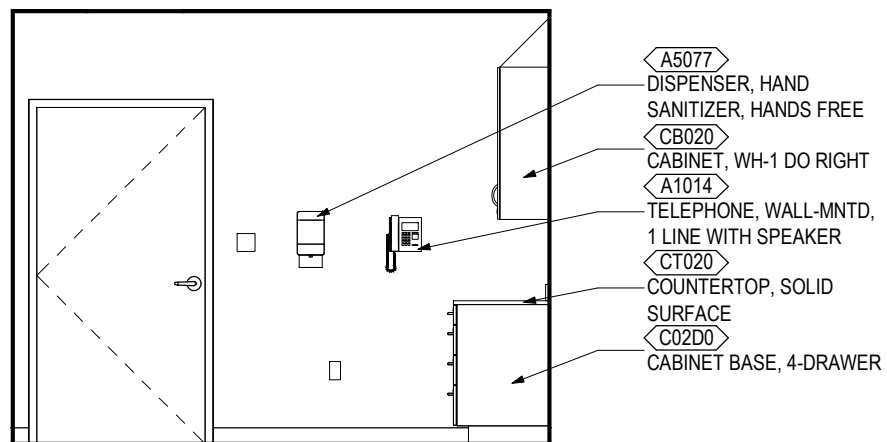


SKETCH TITLE

SCALE: 1/4" = 1'-0"



ELEVATION 3



ELEVATION 4



SKETCH TITLE

SCALE:



ARCHITECTURAL & INTERIOR DESIGN

Ceiling Type:	AT
Ceiling Height:	9'-0" (2700mm)
Ceiling Finish:	--
Wall Finish:	m: GWB f:P (Notes 1,4)
Wainscot:	--
Base:	m: RB at h: 4" (100mm)
Floor Finish:	LVT
Slab Depression:	--
Sound Protection:	STC 55, (Notes 3,4)
Doors:	m:Wood t:19 s:V (Note 2)
Special Requirement:	--

Notes:

Ref. Door Type Detail #SD080000-01 for door types
Ref. Door Sizes Detail #SD080000-02 for door sizes

- 1) Ref. Note 64, PG-18-14
- 2) 40 STC rated acoustical door
- 3) Increase the minimum STC rating of walls 5 STC for every 5 dBA increase in sound level above normal speech level (65 dBA 3'-0" (910 mm) from the speaker) in the adjacent room.
- 4) Refer to PG-18-10 Chapter 6; Table 5 Mechanical Room Data Sheets for Noise Criteria.

LIGHTING

General Requirement: Lighting system design shall be based on the guidance of applicable Illuminating Engineering Society North America (IESNA) Standards.

Luminaire Type: Design in accordance with project requirements.

Special Requirement: --

Notes:

POWER

Electrical system design to comply with the latest NFPA 70 and 99

Design in accordance with project requirements.

Normal Power: Connect to receptacles and equipment

Emergency Power: --

Special Requirement: --

Notes:

- 1) Receptacles on all walls

TELECOMMUNICATION / SPECIAL SYSTEMS

Data:	Yes
Telephone:	Yes
Cable Television:	--
Duress Alarm:	Yes
Electronic Access and Door Control:	--
Intercom:	--
Motion Intrusion Detection (MID):	--
Nurse Call:	Staff emergency station where required
Code Blue:	--
Public Address:	--
Security Surveillance Television (SSTV):	--
VA Satellite TV:	--
Video Teleconferencing (VTEL):	Yes (Note 1)
Special Requirement:	--

Notes:

- 1) Where telehealth services will be provided, computer workstation shall include dual monitors, speakers, video camera, and microphone.

PLUMBING AND MEDICAL GASES

Design in accordance with project requirements.

Cold Water: Yes

Hot Water: Yes

Drain: --

Reagent Grade Water: --

Medical Air: --

Medical Vacuum: --

Oxygen: --

Special Requirement: --

Notes:

Electronic Sensor

HEATING, VENTILATING, AND AIR CONDITIONING

Refer to HVAC Design Manual.

Design in accordance with project requirements.

Refer to the current version of PG-18-10 Chapter 6 Table 5 – "Mechanical Room Data Sheets" for room temperatures, humidity range, room air change requirements, and pressurization

Notes:

FIRE PROTECTION AND LIFE SAFETY

Design in accordance with project requirements.

Alarm Detection: Visual (15cd), center of tile

Alarm Annunciator: --

Sprinkler: Recessed pendant, center of tile

Notes:



U.S. Department
of Veterans Affairs

VESTIBULOGRAPHY ROOM (AUDP3)
DISCLAIMER

LEASING

Plot Date: 6/28/2018 10:59:04 AM

SKETCH TITLE

SCALE:



DISCLAIMER:

ROOM TEMPLATES ARE A CRITICAL COMPONENT TO VA TECHNICAL INFORMATION LIBRARY (TIL) WHICH PROVIDES STANDARDS FOR ALL VA PLANNING, DESIGN, AND CONSTRUCTION PROJECTS. ROOM TEMPLATES ARE DEPARTMENT AND ROOM ALIGNED CRITERIA DESCRIBING SPACE, ROOM CONTENTS, AND OTHER TECHNICAL REQUIREMENTS FOR THE DEVELOPMENT OF VA PROJECTS. ROOM TEMPLATES COMMUNICATE THE BASIS OF DESIGN (BOD) AND ARE REQUIRED TO BE UTILIZED BY PROJECT TEAMS WORKING ON NEW CONSTRUCTION AND RENOVATIONS OF EXISTING FACILITIES. THE MATERIAL CONTAINED IN THE ROOM TEMPLATE CONSTITUTES A STANDARD FOR VA PLANNING, DESIGN, AND CONSTRUCTION. ANY SUBSTANTIAL VARIANCE FROM STANDARDS SHALL BE CONSIDERED ONLY AS REQUIRED TO ACCOMMODATE SPECIFIC SITE, FUNCTIONAL, AND OPERATIONAL CONDITIONS. EACH SUBSTANTIAL VARIANCE SHALL HAVE A BASIS OF RATIONALE AND BE DOCUMENTED IN THE PROJECT RECORD.

CLINICIANS, PROVIDERS, PRIMARY USERS, AND OTHER STAKEHOLDERS SHALL BE INVOLVED IN PROJECT SPECIFIC DEVELOPMENT OF ROOM TEMPLATES AND BIM TEST-FITS TO BEST ADAPT STANDARDS FOR SPECIFIC FUNCTIONAL, OPERATIONAL, AND SITE CONDITIONS AND TO PROVIDE OPTIMUM SERVICES ENVIRONMENTS FOR VETERANS. STAKEHOLDER INVOLVEMENT AND REQUIREMENTS SHALL BE DOCUMENTED IN THE PROJECT RECORD.

ROOM TEMPLATES ARE NOT PROJECT-SPECIFIC. SITE SPECIFIC ISSUES MUST BE ADDRESSED WITH THE CONTEXT OF VA STANDARDS AND APPLIED TO EACH INDIVIDUAL PROJECT. USE OF THIS ROOM TEMPLATE DOES NOT PRECLUDE THE NEED FOR, NOR ABSOLVE PLANNERS, DESIGNERS, AND CONSTRUCTORS OF THEIR RESPONSIBILITY TO PROVIDE COMPLETE, FUNCTIONAL, SAFE, AND SECURE DESIGNS SUITED TO THE UNIQUE REQUIREMENTS OF EACH PROJECT.

EQUIPMENT AND SYSTEMS ARE SHOWN IN AN ILLUSTRATIVE, PERFORMANCE-BASED FORMAT AND ARE NOT INTENDED TO DEPICT, SUGGEST, OR OTHERWISE CONSTITUTE ENDORSEMENT OF ANY SPECIFIC PRODUCT OR MANUFACTURER. MANUFACTURERS SHOULD BE CONSULTED FOR ACTUAL DIMENSIONS, CONFIGURATIONS, AND UTILITY REQUIREMENTS.

DISCLAIMER: ROOM TEMPLATES ARE GRAPHICAL REPRESENTATIONS OF SELECTED ROOM TYPES THAT ILLUSTRATE VA PLANNING REQUIREMENTS FOR SPACE, ROOM CONTENTS, AND ROOM SPECIFIC ENGINEERING SYSTEMS. THEY PROVIDE TYPICAL CONFIGURATIONS, PLANNING CRITERIA, AND GENERAL TECHNICAL GUIDANCE, AND ARE NOT INTENDED TO BE PROJECT SPECIFIC REQUIREMENTS.



U.S. Department
of Veterans Affairs

VESTIBULOGRAPHY ROOM (AUDP3)
LEGEND


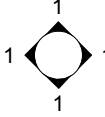




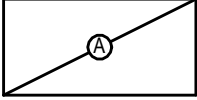
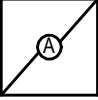



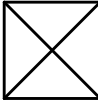









LEASING

Plot Date: 6/28/2018 10:59:05 AM

SKETCH TITLE

SCALE: 1/4" = 1'-0"



ROOM NAME (ROOM CODE) AREA NSF	ROOM TAG	 Type Comments	EQUIPMENT JSN NUMBER & NAME		ELEVATION REFERENCE
	CENTERLINE	-----	OVERHEAD LINES	-----	CLEARANCE LINES
	2X2 ACOUSTIC CEILING SYSTEM		COMPOUND CEILING, GYPSUM BOARD ON METAL STUD		SPRINKLER HEAD
	2X4 TROFFER LIGHT FIXTURE		2X2 TROFFER LIGHT FIXTURE		RECESSED CAN LIGHT FIXTURE
	EXHAUST REGISTER		RETURN REGISTER		SUPPLY DIFFUSER
	SINGLE SWITCH		MULTIPLE SWITCH (SUBSCRIPT INDICATES QUANTITY)		DIMMER SWITCH
	WALL-MOUNTED DATA OUTLET		WALL-MOUNTED DUPLEX OUTLET		WALL-MOUNTED QUADRAPLEX OUTLET
	FLOOR-MOUNTED DATA OUTLET		FLOOR-MOUNTED DUPLEX OUTLET		FLOOR-MOUNTED QUADRAPLEX OUTLET

DISCLAIMER: ROOM TEMPLATES ARE GRAPHICAL REPRESENTATIONS OF SELECTED ROOM TYPES THAT ILLUSTRATE VA PLANNING REQUIREMENTS FOR SPACE, ROOM CONTENTS, AND ROOM SPECIFIC ENGINEERING SYSTEMS. THEY PROVIDE TYPICAL CONFIGURATIONS, PLANNING CRITERIA, AND GENERAL TECHNICAL GUIDANCE, AND ARE NOT INTENDED TO BE PROJECT SPECIFIC REQUIREMENTS.



U.S. Department
of Veterans Affairs

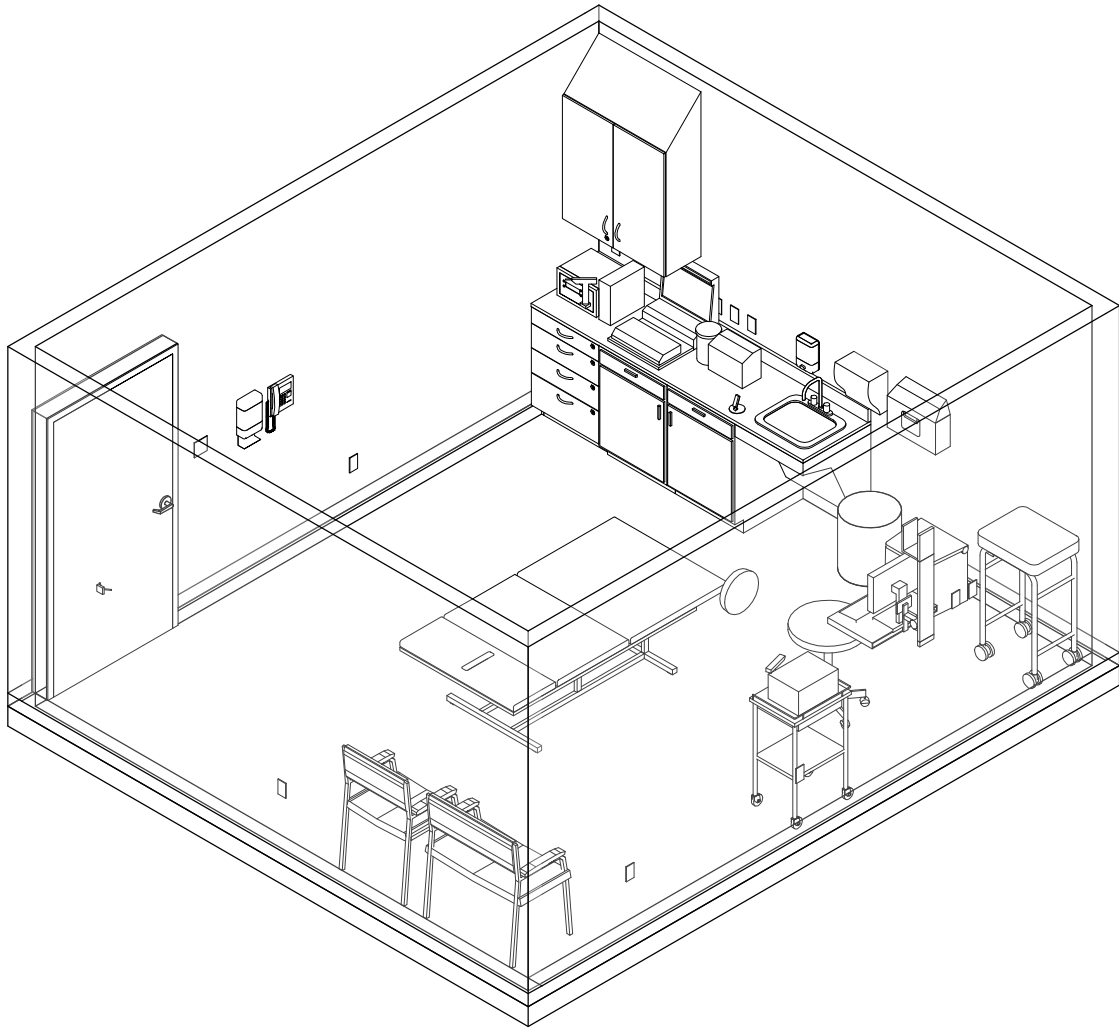
VESTIBULOGRAPHY ROOM (AUDP3) AXONOMETRIC

LEASING

Plot Date: 6/28/2018 10:59:05 AM

SKETCH TITLE

SCALE:



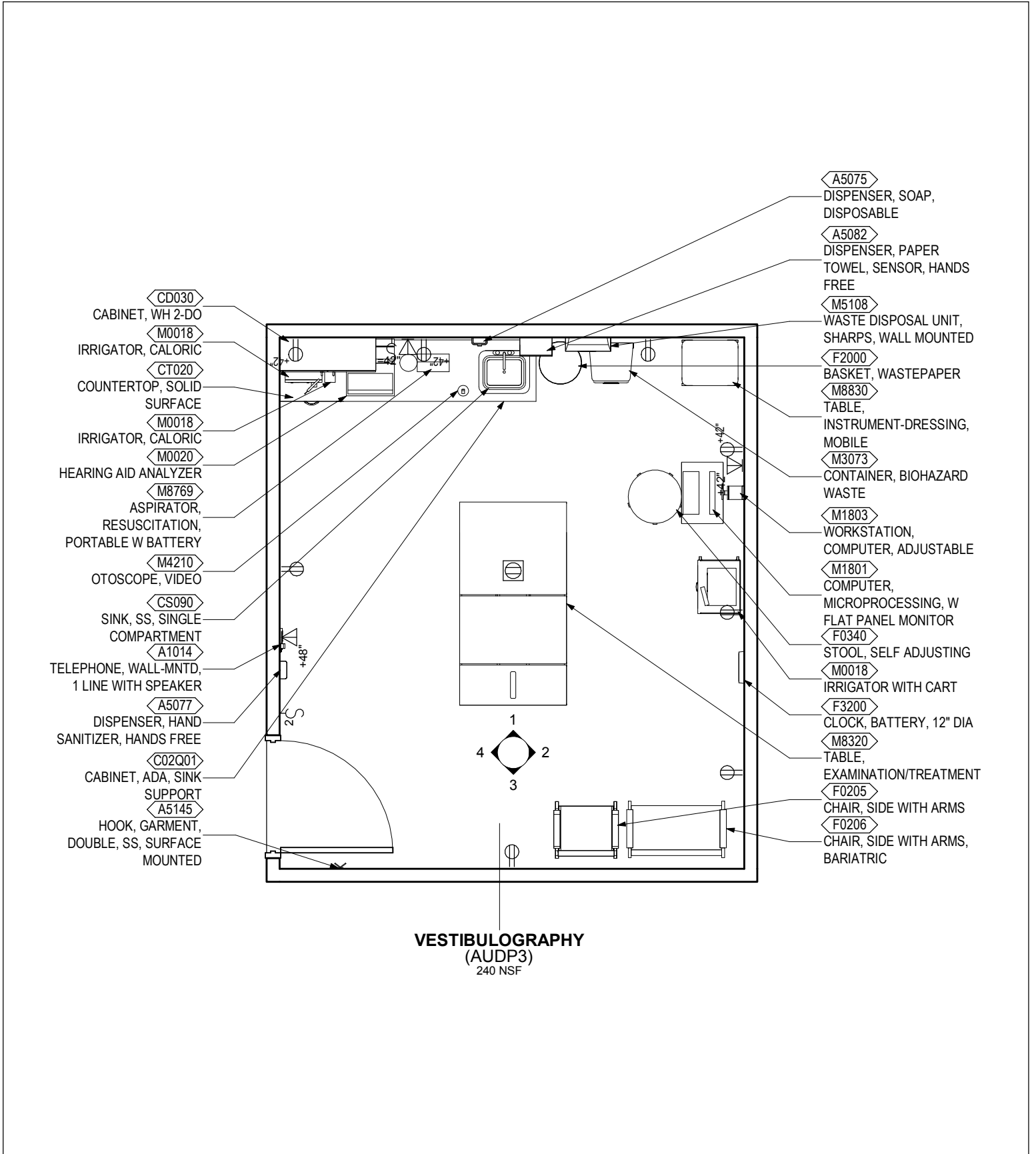
DISCLAIMER: ROOM TEMPLATES ARE GRAPHICAL REPRESENTATIONS OF SELECTED ROOM TYPES THAT ILLUSTRATE VA PLANNING REQUIREMENTS FOR SPACE, ROOM CONTENTS, AND ROOM SPECIFIC ENGINEERING SYSTEMS. THEY PROVIDE TYPICAL CONFIGURATIONS, PLANNING CRITERIA, AND GENERAL TECHNICAL GUIDANCE, AND ARE NOT INTENDED TO BE PROJECT SPECIFIC REQUIREMENTS.



VESTIBULOGRAPHY ROOM (AUDP3) FLOOR PLAN (240 NSF / 22.30 NSM)

SKETCH TITLE

SCALE: 1/4" = 1'-0"



DISCLAIMER: ROOM TEMPLATES ARE GRAPHICAL REPRESENTATIONS OF SELECTED ROOM TYPES THAT ILLUSTRATE VA PLANNING REQUIREMENTS FOR SPACE, ROOM CONTENTS, AND ROOM SPECIFIC ENGINEERING SYSTEMS. THEY PROVIDE TYPICAL CONFIGURATIONS, PLANNING CRITERIA, AND GENERAL TECHNICAL GUIDANCE, AND ARE NOT INTENDED TO BE PROJECT SPECIFIC REQUIREMENTS.



U.S. Department of Veterans Affairs

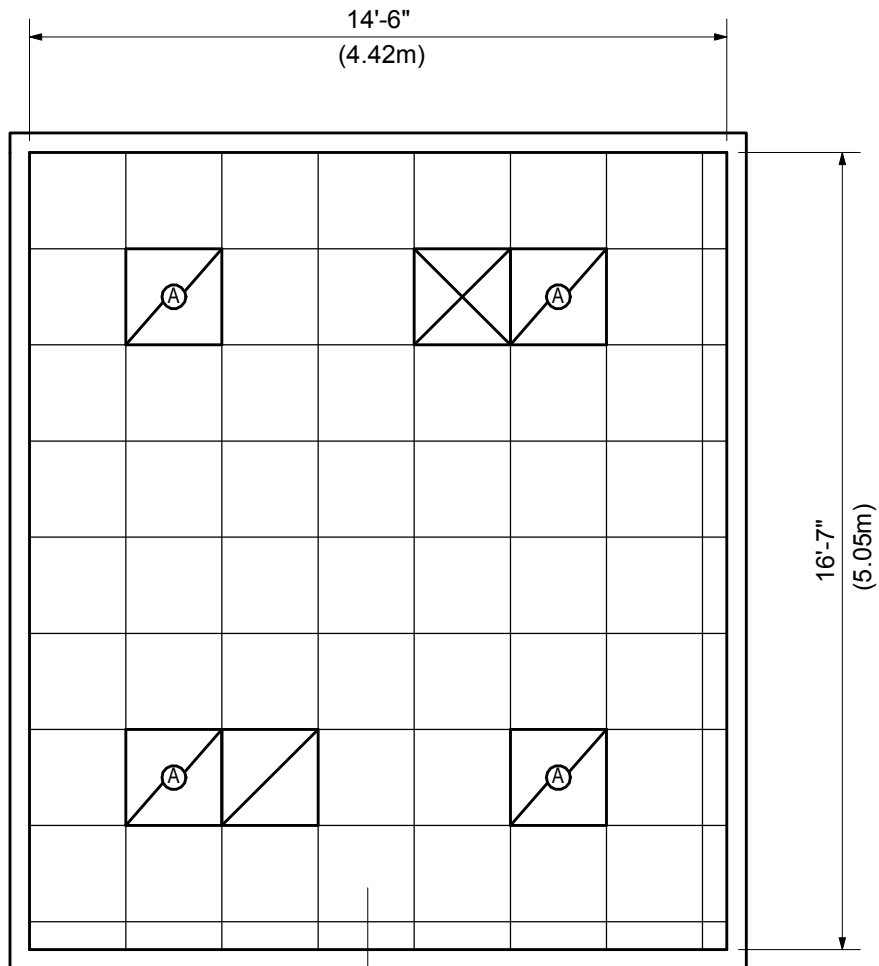
VESTIBULOGRAPHY ROOM (AUDP3) REFLECTED CEILING PLAN

LEASING

Plot Date: 6/28/2018 10:59:07 AM

SKETCH TITLE

SCALE: 1/4" = 1'-0"

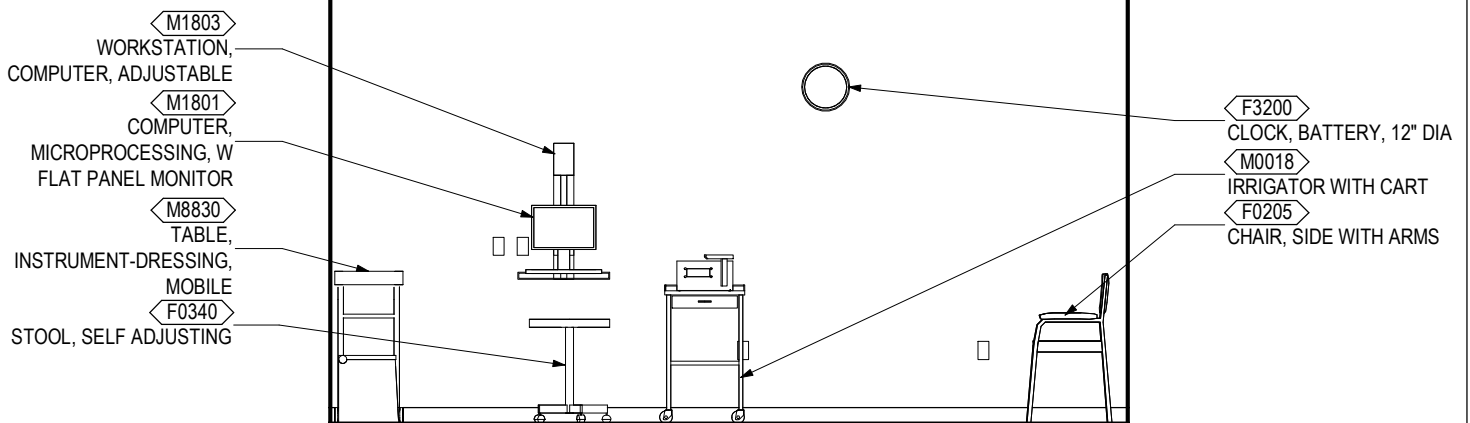
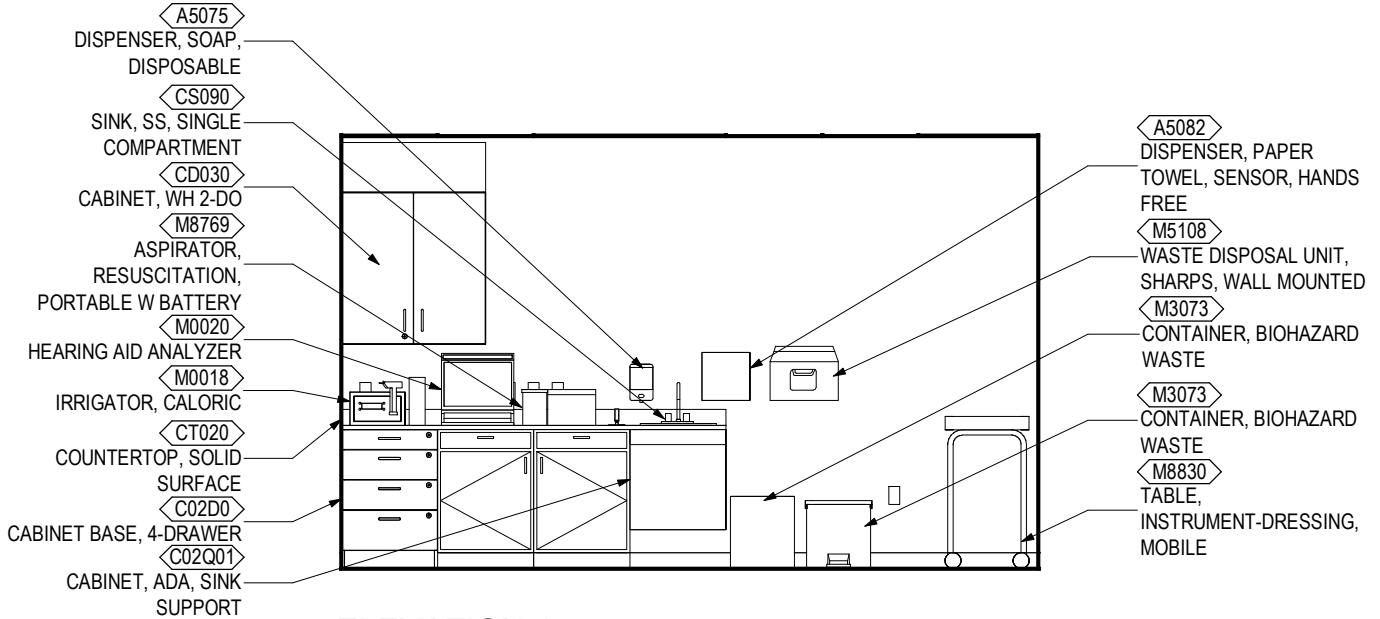


VESTIBULOGRAPHY
(AUDP3)
240 NSF

DISCLAIMER: ROOM TEMPLATES ARE GRAPHICAL REPRESENTATIONS OF SELECTED ROOM TYPES THAT ILLUSTRATE VA PLANNING REQUIREMENTS FOR SPACE, ROOM CONTENTS, AND ROOM SPECIFIC ENGINEERING SYSTEMS. THEY PROVIDE TYPICAL CONFIGURATIONS, PLANNING CRITERIA, AND GENERAL TECHNICAL GUIDANCE, AND ARE NOT INTENDED TO BE PROJECT SPECIFIC REQUIREMENTS.

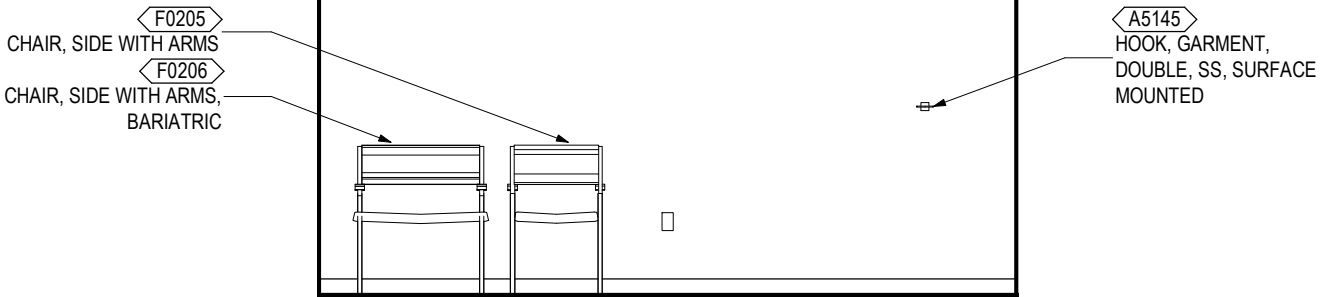
SKETCH TITLE

SCALE: 1/4" = 1'-0"

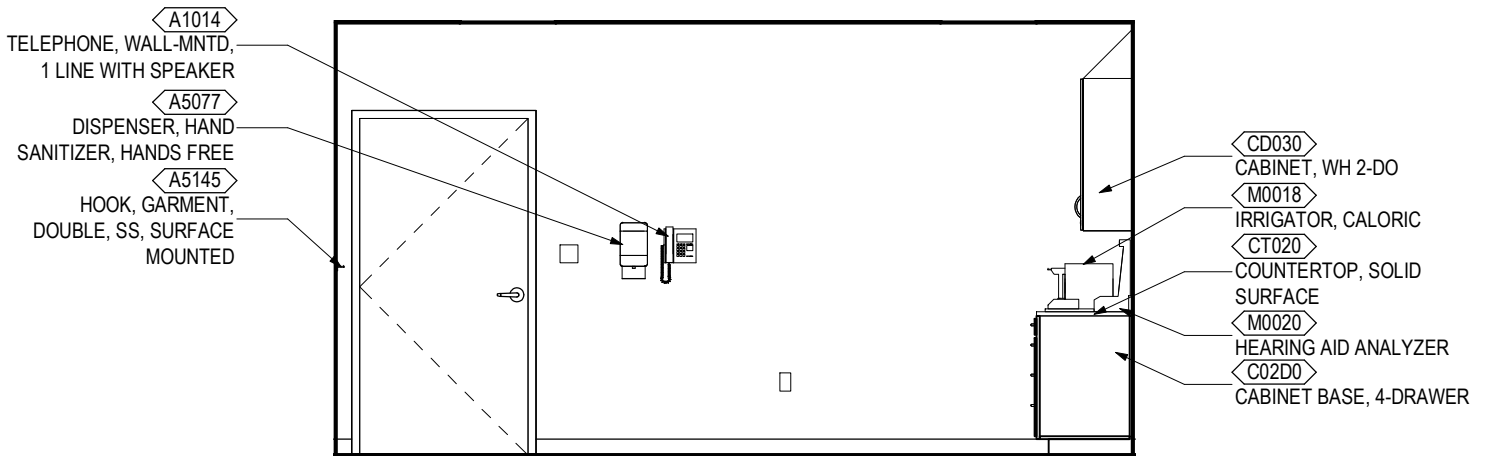


SKETCH TITLE

SCALE: 1/4" = 1'-0"



ELEVATION 3



ELEVATION 4



SKETCH TITLE

SCALE:



ARCHITECTURAL & INTERIOR DESIGN

Ceiling Type:	AT
Ceiling Height:	9'-0" (2700mm)
Ceiling Finish:	--
Wall Finish:	m: GWB f:P (Notes 1,3)
Wainscot:	--
Base:	m: RB at h: 4" (100mm)
Floor Finish:	LVT
Slab Depression:	--
Sound Protection:	STC 50, (Notes 3,4)
Doors:	m:Wood t:19 (Note 2) s:V
Special Requirement:	--

Notes:

Ref. Door Type Detail #SD080000-01 for door types
Ref. Door Sizes Detail #SD080000-02 for door sizes

- 1) Ref. Note 6 and 64, PG-18-14
- 2) 40 STC rated acoustical door
- 3) Increase the minimum STC rating of walls 5 STC for every 5 dBA increase in sound level above normal speech level (65 dBA 3'-0" (910 mm) from the speaker) in the adjacent room.
- 4) Refer to PG-18-10 Chapter 6; Table 5 Mechanical Room Data Sheets for Noise Criteria.

LIGHTING

General Requirement: Lighting system design shall be based on the guidance of applicable Illuminating Engineering Society North America (IESNA) Standards.

Luminaire Type: Design in accordance with project requirements.

Special Requirement: --

Notes:

POWER

Electrical system design to comply with the latest NFPA 70 and 99

Design in accordance with project requirements.

Normal Power: Connect to receptacles and equipment

Emergency Power: Not Required

Special Requirement: --

Notes:

- 1) Coordinate electrical connections with equipment to be installed
- 2) Receptacles on all walls

TELECOMMUNICATION / SPECIAL SYSTEMS

Data:	Yes
Telephone:	Yes
Cable Television:	--
Duress Alarm:	Yes
Electronic Access and Door Control:	--
Intercom:	--
Motion Intrusion Detection (MID):	--
Nurse Call:	--
Code Blue:	--
Public Address:	--
Security Surveillance Television (SSTV):	--
VA Satellite TV:	--
Video Teleconferencing (VTEL):	Yes (Note 1)
Special Requirement:	--

Notes:

1) Where telehealth services will be provided, computer workstation shall include dual monitors, speakers, video camera, and microphone.

PLUMBING AND MEDICAL GASES

Design in accordance with project requirements.

Cold Water: Yes

Hot Water: Yes

Drain: --

Reagent Grade Water: --

Medical Air: --

Medical Vacuum: (Note 1)

Oxygen: --

Special Requirement: --

Notes:

1) Provide (1) at VAMC

HEATING, VENTILATING, AND AIR CONDITIONING

Refer to HVAC Design Manual.

Design in accordance with project requirements.

Refer to the current version of PG-18-10 Chapter 6 Table 5 – "Mechanical Room Data Sheets" for room temperatures, humidity range, room air change requirements, and pressurization

Notes:

FIRE PROTECTION AND LIFE SAFETY

Design in accordance with project requirements.

Alarm Detection: Visual (15cd), center of tile

Alarm Annunciator: --

Sprinkler: Recessed pendant, center of tile

Notes:



U.S. Department
of Veterans Affairs

OFFICE/TREATMENT SPEECH-LANGUAGE PATHOLOGY (SPL01) LEASING
DISCLAIMER

Plot Date: 6/28/2018 11:12:42 AM

SKETCH TITLE

SCALE:



DISCLAIMER:

ROOM TEMPLATES ARE A CRITICAL COMPONENT TO VA TECHNICAL INFORMATION LIBRARY (TIL) WHICH PROVIDES STANDARDS FOR ALL VA PLANNING, DESIGN, AND CONSTRUCTION PROJECTS. ROOM TEMPLATES ARE DEPARTMENT AND ROOM ALIGNED CRITERIA DESCRIBING SPACE, ROOM CONTENTS, AND OTHER TECHNICAL REQUIREMENTS FOR THE DEVELOPMENT OF VA PROJECTS. ROOM TEMPLATES COMMUNICATE THE BASIS OF DESIGN (BOD) AND ARE REQUIRED TO BE UTILIZED BY PROJECT TEAMS WORKING ON NEW CONSTRUCTION AND RENOVATIONS OF EXISTING FACILITIES. THE MATERIAL CONTAINED IN THE ROOM TEMPLATE CONSTITUTES A STANDARD FOR VA PLANNING, DESIGN, AND CONSTRUCTION. ANY SUBSTANTIAL VARIANCE FROM STANDARDS SHALL BE CONSIDERED ONLY AS REQUIRED TO ACCOMMODATE SPECIFIC SITE, FUNCTIONAL, AND OPERATIONAL CONDITIONS. EACH SUBSTANTIAL VARIANCE SHALL HAVE A BASIS OF RATIONALE AND BE DOCUMENTED IN THE PROJECT RECORD.

CLINICIANS, PROVIDERS, PRIMARY USERS, AND OTHER STAKEHOLDERS SHALL BE INVOLVED IN PROJECT SPECIFIC DEVELOPMENT OF ROOM TEMPLATES AND BIM TEST-FITS TO BEST ADAPT STANDARDS FOR SPECIFIC FUNCTIONAL, OPERATIONAL, AND SITE CONDITIONS AND TO PROVIDE OPTIMUM SERVICES ENVIRONMENTS FOR VETERANS. STAKEHOLDER INVOLVEMENT AND REQUIREMENTS SHALL BE DOCUMENTED IN THE PROJECT RECORD.

ROOM TEMPLATES ARE NOT PROJECT-SPECIFIC. SITE SPECIFIC ISSUES MUST BE ADDRESSED WITH THE CONTEXT OF VA STANDARDS AND APPLIED TO EACH INDIVIDUAL PROJECT. USE OF THIS ROOM TEMPLATE DOES NOT PRECLUDE THE NEED FOR, NOR ABSOLVE PLANNERS, DESIGNERS, AND CONSTRUCTORS OF THEIR RESPONSIBILITY TO PROVIDE COMPLETE, FUNCTIONAL, SAFE, AND SECURE DESIGNS SUITED TO THE UNIQUE REQUIREMENTS OF EACH PROJECT.

EQUIPMENT AND SYSTEMS ARE SHOWN IN AN ILLUSTRATIVE, PERFORMANCE-BASED FORMAT AND ARE NOT INTENDED TO DEPICT, SUGGEST, OR OTHERWISE CONSTITUTE ENDORSEMENT OF ANY SPECIFIC PRODUCT OR MANUFACTURER. MANUFACTURERS SHOULD BE CONSULTED FOR ACTUAL DIMENSIONS, CONFIGURATIONS, AND UTILITY REQUIREMENTS.

DISCLAIMER: ROOM TEMPLATES ARE GRAPHICAL REPRESENTATIONS OF SELECTED ROOM TYPES THAT ILLUSTRATE VA PLANNING REQUIREMENTS FOR SPACE, ROOM CONTENTS, AND ROOM SPECIFIC ENGINEERING SYSTEMS. THEY PROVIDE TYPICAL CONFIGURATIONS, PLANNING CRITERIA, AND GENERAL TECHNICAL GUIDANCE, AND ARE NOT INTENDED TO BE PROJECT SPECIFIC REQUIREMENTS.



U.S. Department
of Veterans Affairs

OFFICE/TREATMENT SPEECH-LANGUAGE PATHOLOGY (SPL01) LEASING
LEGEND

Plot Date: 6/28/2018 11:12:43 AM

SKETCH TITLE

SCALE: 1/4" = 1'-0"



ROOM NAME (ROOM CODE) AREA NSF	ROOM TAG	JSN# Type Comments	EQUIPMENT JSN NUMBER & NAME		ELEVATION REFERENCE
	CENTERLINE	-----	OVERHEAD LINES	-----	CLEARANCE LINES
	2X2 ACOUSTIC CEILING SYSTEM		COMPOUND CEILING, GYPSUM BOARD ON METAL STUD		SPRINKLER HEAD
	2X4 TROFFER LIGHT FIXTURE		2X2 TROFFER LIGHT FIXTURE		RECESSED CAN LIGHT FIXTURE
	EXHAUST REGISTER		RETURN REGISTER		SUPPLY DIFFUSER
	SINGLE SWITCH		MULTIPLE SWITCH (SUBSCRIPT INDICATES QUANTITY)		DIMMER SWITCH
	WALL-MOUNTED DATA OUTLET		WALL-MOUNTED DUPLEX OUTLET		WALL-MOUNTED QUADRAPLEX OUTLET
	FLOOR-MOUNTED DATA OUTLET		FLOOR-MOUNTED DUPLEX OUTLET		FLOOR-MOUNTED QUADRAPLEX OUTLET

DISCLAIMER: ROOM TEMPLATES ARE GRAPHICAL REPRESENTATIONS OF SELECTED ROOM TYPES THAT ILLUSTRATE VA PLANNING REQUIREMENTS FOR SPACE, ROOM CONTENTS, AND ROOM SPECIFIC ENGINEERING SYSTEMS. THEY PROVIDE TYPICAL CONFIGURATIONS, PLANNING CRITERIA, AND GENERAL TECHNICAL GUIDANCE, AND ARE NOT INTENDED TO BE PROJECT SPECIFIC REQUIREMENTS.



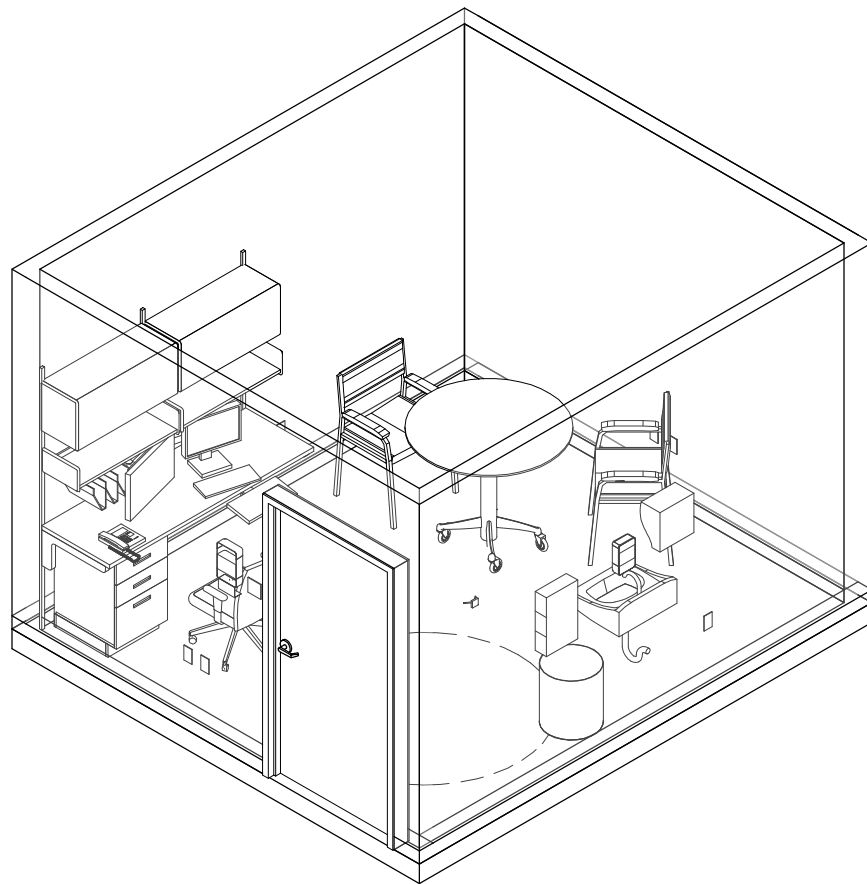
U.S. Department
of Veterans Affairs

OFFICE/TREATMENT SPEECH-LANGUAGE PATHOLOGY (SPL01) LEASING AXONOMETRIC

Plot Date: 6/28/2018 11:12:45 AM

SKETCH TITLE

SCALE:

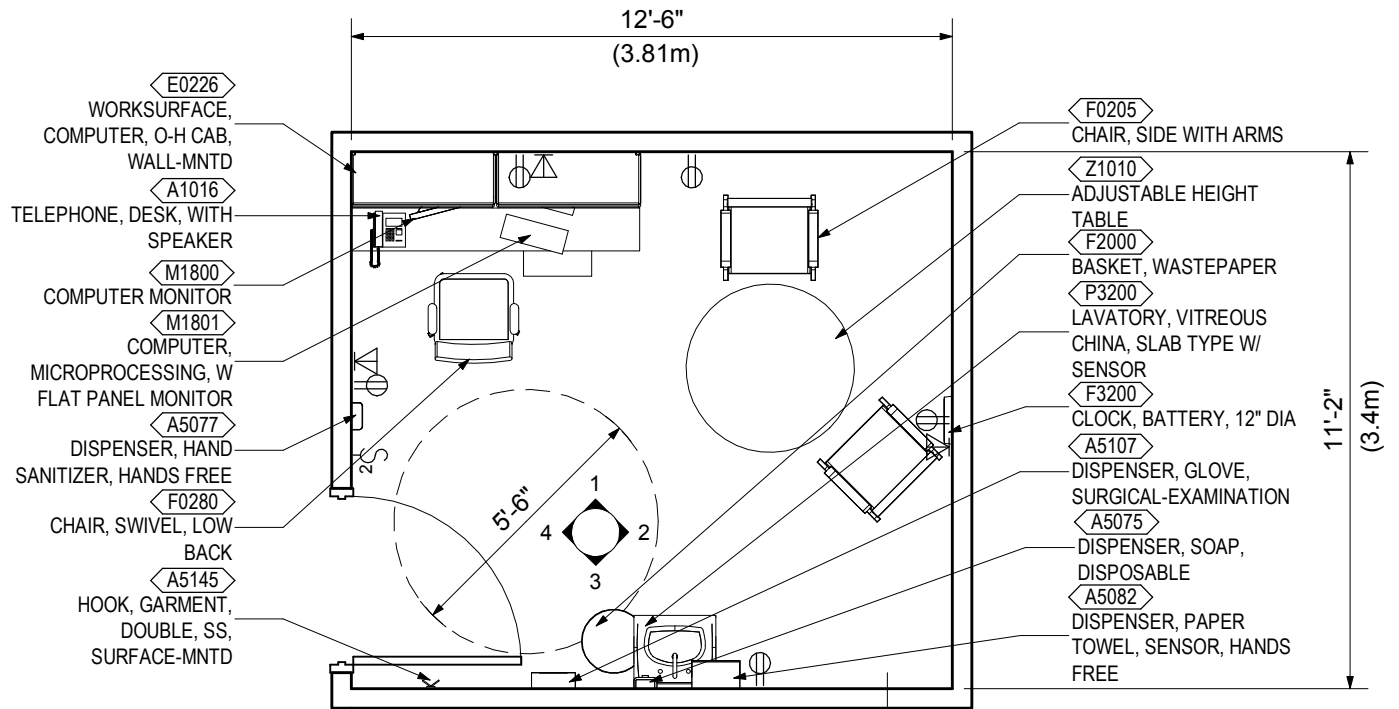


DISCLAIMER: ROOM TEMPLATES ARE GRAPHICAL REPRESENTATIONS OF SELECTED ROOM TYPES THAT ILLUSTRATE VA PLANNING REQUIREMENTS FOR SPACE, ROOM CONTENTS, AND ROOM SPECIFIC ENGINEERING SYSTEMS. THEY PROVIDE TYPICAL CONFIGURATIONS, PLANNING CRITERIA, AND GENERAL TECHNICAL GUIDANCE, AND ARE NOT INTENDED TO BE PROJECT SPECIFIC REQUIREMENTS.



SKETCH TITLE

SCALE: 1/4" = 1'-0"



OFFICE / TREATMENT SPEECH-LANGUAGE PATHOLOGY (SPL01) 140 NSF



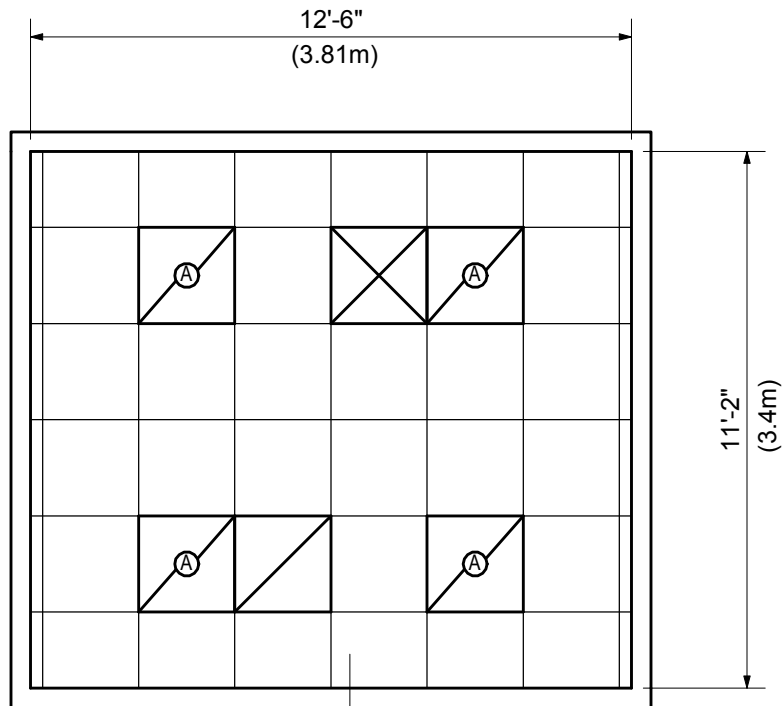
U.S. Department of Veterans Affairs

OFFICE/TREATMENT SPEECH-LANGUAGE PATHOLOGY (SPL01) LEASING REFLECTED CEILING PLAN

Plot Date: 6/28/2018 11:12:45 AM

SKETCH TITLE

SCALE: 1/4" = 1'-0"

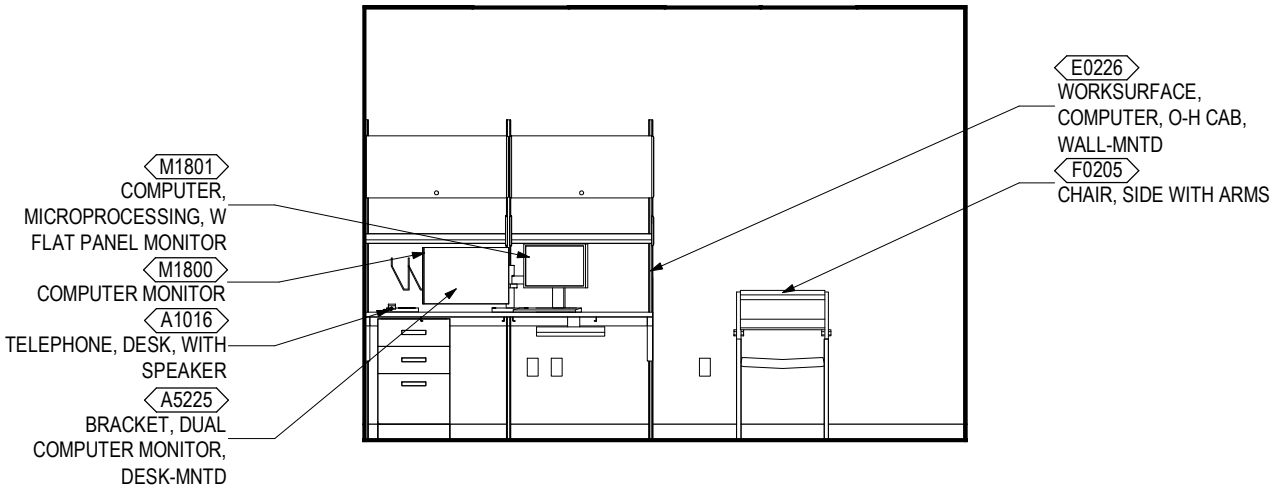


**OFFICE / TREATMENT
SPEECH-LANGUAGE
PATHOLOGY
(SPL01)
140 NSF**

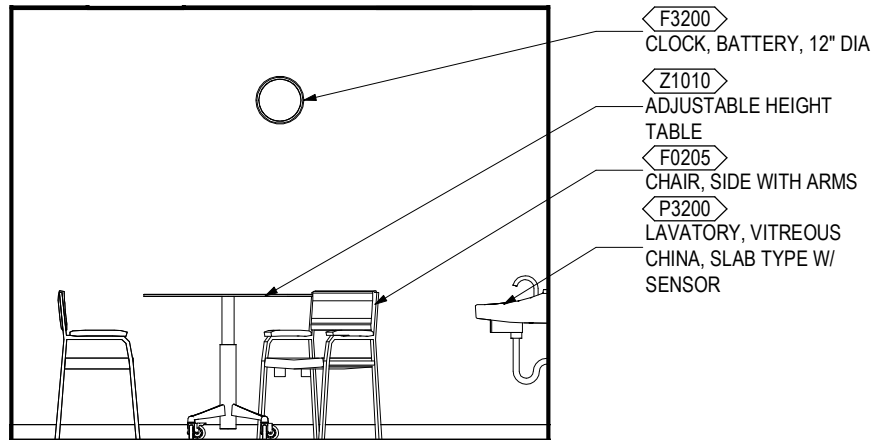
DISCLAIMER: ROOM TEMPLATES ARE GRAPHICAL REPRESENTATIONS OF SELECTED ROOM TYPES THAT ILLUSTRATE VA PLANNING REQUIREMENTS FOR SPACE, ROOM CONTENTS, AND ROOM SPECIFIC ENGINEERING SYSTEMS. THEY PROVIDE TYPICAL CONFIGURATIONS, PLANNING CRITERIA, AND GENERAL TECHNICAL GUIDANCE, AND ARE NOT INTENDED TO BE PROJECT SPECIFIC REQUIREMENTS.

SKETCH TITLE

SCALE: 1/4" = 1'-0"



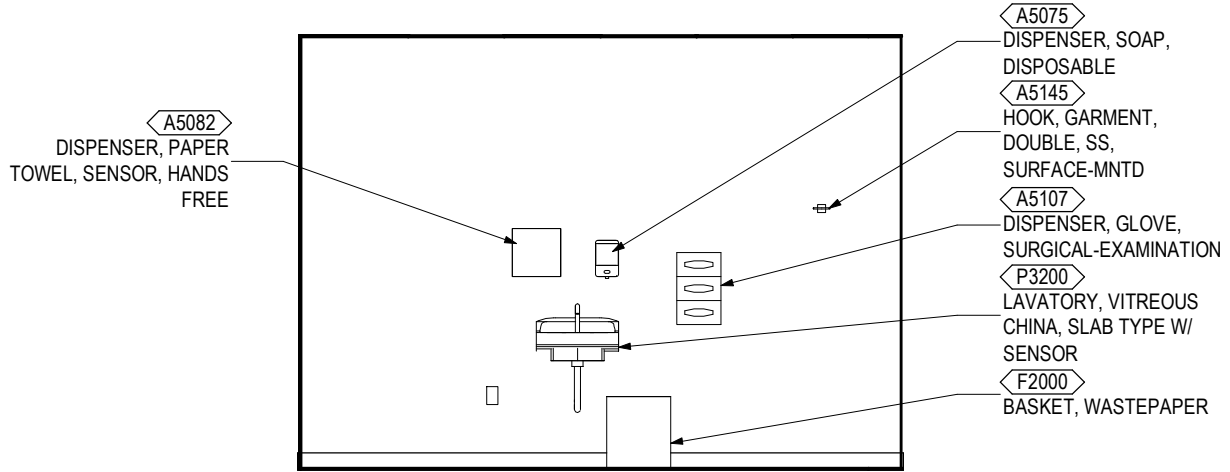
ELEVATION 1



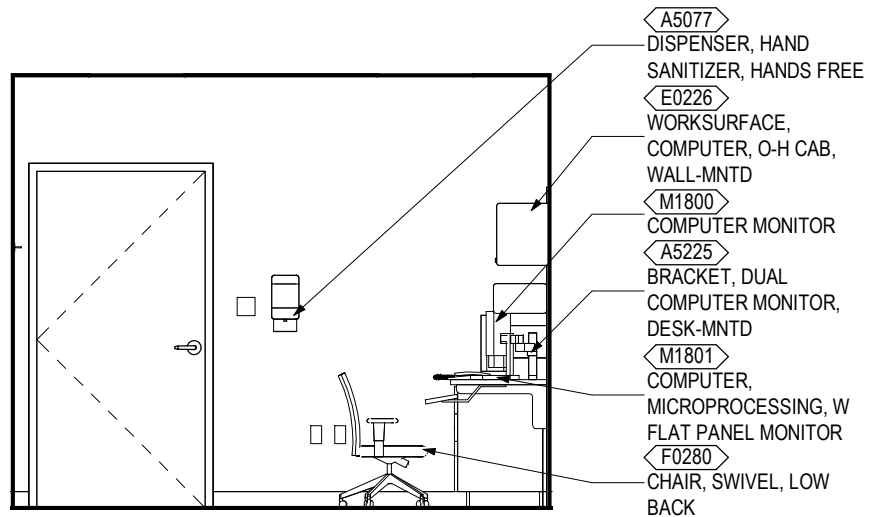
ELEVATION 2

SKETCH TITLE

SCALE: 1/4" = 1'-0"



ELEVATION 3



ELEVATION 4



SKETCH TITLE

SCALE:



ARCHITECTURAL & INTERIOR DESIGN

Ceiling Type:	AT
Ceiling Height:	9'-0" (2700mm)
Ceiling Finish:	--
Wall Finish:	m: GWB f:P (Notes 1,3)
Wainscot:	--
Base:	m: RB at h: 4" (100mm)
Floor Finish:	LVT or CPT (Note 1)
Slab Depression:	--
Sound Protection:	STC 50, (Notes 4,5)
Doors:	m:Wood t:19 (Note 2) dg: (Note 3) s:V
Special Requirement:	--

Notes:

- Ref. Door Type Detail #SD080000-01 for door types
- Ref. Door Sizes Detail #SD080000-02 for door sizes
- 1) Ref. Note 6 and 64, PG-18-14
- 2) 40 STC rated acoustical door
- 3) Narrow lite optional. If provided, use insulated or laminated glass unit to meet acoustical criteria in Note 2.
- 4) Increase the minimum STC rating of walls 5 STC for every 5 dBA increase in sound level above normal speech level (65 dBA 3'-0" (910 mm) from the speaker) in the adjacent room.
- 5) Refer to PG-18-10 Chapter 6; Table 5 Mechanical Room Data Sheets for Noise Criteria.

LIGHTING

General Requirement: Lighting system design shall be based on the guidance of applicable Illuminating Engineering Society North America (IESNA) Standards.

Luminaire Type: Design in accordance with project requirements.

Special Requirement: --

Notes:

POWER

Electrical system design to comply with the latest NFPA 70 and 99
Design in accordance with project requirements.

Normal Power: Connect to receptacles and equipment

Emergency Power: --

Special Requirement: --

Notes:

- 1) Multiple Receptacles above and below desk for device charging

TELECOMMUNICATION / SPECIAL SYSTEMS

Data:	Yes
Telephone:	Yes
Cable Television:	--
Duress Alarm:	Yes
Electronic Access and Door Control:	--
Intercom:	--
Motion Intrusion Detection (MID):	--
Nurse Call:	Staff emergency station where required
Code Blue:	--
Public Address:	--
Security Surveillance Television (SSTV):	--
VA Satellite TV:	--
Video Teleconferencing (VTEL):	Yes (Note 1)
Special Requirement:	--

Notes:

- 1) Where telehealth services will be provided, computer workstation shall include dual monitors, speakers, video camera, and microphone.

PLUMBING AND MEDICAL GASES

Design in accordance with project requirements.

Cold Water: Yes

Hot Water: Yes

Drain: --

Reagent Grade Water: --

Medical Air: --

Medical Vacuum: --

Oxygen: --

Special Requirement: --

Notes:

Electronic Sensor

HEATING, VENTILATING, AND AIR CONDITIONING

Refer to HVAC Design Manual.

Design in accordance with project requirements.
Refer to the current version of PG-18-10 Chapter 6 Table 5 – "Mechanical Room Data Sheets" for room temperatures, humidity range, room air change requirements, and pressurization

Notes:

FIRE PROTECTION AND LIFE SAFETY

Design in accordance with project requirements.

Alarm Detection: Visual (15cd), center of tile

Alarm Annunciator: --

Sprinkler: Recessed pendant, center of tile

Notes: