


Spinal Cord Injury/ Disorders Center design guide

November 1, 2020



VA



U.S. Department
of Veterans Affairs

Office of Construction &
Facilities Management

TABLE OF CONTENTS

1.0	GENERAL.....	1-1
1.1	Foreword.....	1-1
1.2	Acknowledgements.....	1-3
1.3	Introduction	1-6
1.4	VA Policies / Standards and Industry Codes / Standards	1-8
1.4.1	VA Policies / Standards	1-8
1.4.2	Industry Codes / Standards.....	1-8
1.4.3	HIPAA	1-8
1.4.4	Disaster Planning	1-9
1.5	Abbreviations	1-10
1.6	Definitions	1-14
2.0	NARRATIVE	2-1
2.1	Clinical, Operational, and Facility Summary	2-1
2.1.1	Spinal Cord Injury/Disorders Patient Profile.....	2-1
2.1.2	Spinal Cord Injury/Disorders Care Team.....	2-1
2.1.3	Spinal Cord Injury/Disorders Center	2-2
2.1.4	Spinal Cord Injury/Disorders Acute Care (AC)	2-3
2.1.5	Spinal Cord Injury/Disorders Outpatient Care (OP).....	2-7
2.1.6	Spinal Cord Injury/Disorders Long Term Care (LTC)	2-9
2.2	Planning and Design Considerations	2-11
2.2.1	General.....	2-11
2.2.2	Outdoor Rehabilitation and Therapy.....	2-15
2.2.3	Renovation.....	2-17
2.3	Trends in Spinal Cord Injury/Disorders Care.....	2-18
2.3.1	Assistive Technologies	2-18
2.3.2	Healing Environments.....	2-19
2.4	Technical Considerations	2-20
2.4.1	VA Policies, Directives, Codes, and Standards	2-20
2.4.2	Site Considerations	2-20
2.4.3	Architecture and Interiors	2-21



2.4.4	Heating, Ventilation, and Air Conditioning Systems.....	2-23
2.4.5	Plumbing Systems.....	2-24
2.4.6	Lighting and Power Systems	2-24
2.4.7	Communication Systems	2-24
2.4.8	Fire Protection and Life Safety.....	2-25
2.4.9	Energy Conservation.....	2-25
2.4.10	Spinal Cord Injury/Disorders Aquatic Therapy	2-26
3.0	FUNCTIONAL CONCEPTS	3-1
3.1	General.....	3-1
3.2	Adjacency Diagrams.....	3-2
3.2.1	SCI/D Acute Care.....	3-2
3.2.2	SCI/D Outpatient Clinic - PACT Model	3-3
3.2.3	SCI/D Long Term Care – Option 1	3-4
3.2.4	SCI/D Long Term Care – Option 2	3-5
3.2.5	SCI/D Long Term Care Resident Home	3-6
3.2.6	Patient/Resident Bedroom Zone Diagram.....	3-7
3.2.7	SCI/D Outpatient (OP) Rehabilitative Therapy	3-8
4.0	ROOM TEMPLATES.....	4-1
4.1	General.....	4-1
4.1.1	Introduction	4-1
4.1.2	Standard Mounting Heights.....	4-2
4.1.3	Anthropometrics.....	4-3
4.1.4	Legend of Symbols	4-6
4.2	Room Templates	4-7
4.2.1	AC Patient Bedroom, SCI (ISC05)	4-8
4.2.2	AC Airborne Infection Isolation (AII) Bedroom, SCI (ISC07); AC Airborne Infection Isolation (AII) Anteroom, SCI (ISC08)	4-24
4.2.3	LTC Single Resident Bedroom, SCI (RSC11).....	4-39
4.2.4	SCI AC Double Patient Bedroom, SCI (ISC06).....	4-54
4.2.5	LTC Double Resident Bedroom, SCI (RSC12).....	4-69
4.2.6	SCI AC Patient Toilet/ Shower, Bldg Sprt (SB154).....	4-83
4.2.7	OP Urodynamics Cystoscopy Room, SCI (OSC17)	4-94



4.2.8	OP Exam/ Treatment Room, SCI (OSC12)	4-110
4.2.9	AC/ OP Physical Therapy (PT) Room, SCI (ISC51)	4-122
4.2.10	AC/ OP Physical Therapy (PT) Room, SCI (ISC51)	4-139
4.2.11	AC Multipurpose Recreation Room, SCI (ISC23)	4-156
4.2.12	AC Dining Room, SCI (ISC27)	4-165
4.2.13	SCI AC Internet Café, VC Svc (SV697)	4-173
4.2.14	Aquatic Therapy (AT) Pool, SCI (IST63)	4-181
4.2.15	SCI/D Center Acute Care/Outpatient Activities of Daily Living (AC/OP-ADL) Area AC/OP ADL Kitchen, SCI (ISC79) AC/OP ADL Bathroom, SCI (ISC81) AC/OP ADL Patient Clothes Closet, SCI (ISC82) AC/OP ADL Staff Treatment Station, SCI (ISC83)	4-192
4.2.16	SCI/D Center Acute Care Home Environment (AC-HE) Area AC/ OP HE Living/ Dining Room, SCI (ISC91) AC/ OP HE Kitchen, SCI (ISC92) AC/ OP HE Bedroom, SCI (ISC93) AC/ OP HE Bathroom, SCI (ISC94) AC/ OP Storage Room, SCI (ISC95)	4-208
4.2.17	Wheelchair Repair Workarea, SCI (IST14)	4-224
4.2.18	Site Features	4-232
5.0	APPENDIX (Separate Document)	



1.0 GENERAL

1.1 FOREWORD

VA Program Offices, project teams, designers, and constructors, are obligated to our Nation's Veterans and taxpayers to make the most effective and efficient use of resources, by providing a continuum of safe, secure, high quality, high performance, and high value environments of care and service for Veterans. The VA Office of Construction and Facilities Management (CFM) supports the Department's mission through development and application of standards as a basis for disciplined planning, design, and construction of VA facilities.

VA Standards are the culmination of a partnership among the Department of Veterans Affairs (VA), the Veterans Health Administration (VHA), Program Officials, Clinicians, Industry, Academic and Research Organizations, Expert Consultants, and the Office of Construction and Facilities Management. Design Guides are developed through integration of VA-specific requirements, Federal law and regulation, benchmarking of industry best practices, evidence-based research and design, and value-based analysis of leading-edge innovation. The result is the establishment of best value standards for optimum functionality, safety, operability, performance, and quality throughout the VA environment of care and service.

Design Guides (PG-18-12) are a critical component of the VA Technical Information Library (TIL) (www.cfm.va.gov/TIL) which provides standards for all VA planning, design, and construction projects. Design Guides focus on selected healthcare departments and services and include an overview narrative of VA-specific planning and design principles and concepts, room templates, equipment lists, and basic technical/engineering requirements. They communicate the basis of design and are required to be utilized by project teams working on new construction and renovations of existing facilities. Design Guides will maximize the effectiveness and efficiency of the planning and design process and ensure a high level of design, while controlling construction, operating, and maintenance costs.

The material contained in Design Guides constitutes a Standard for VA Planning, Design and Construction. For all VA projects, it is required that project teams comply with the following in all phases of project development:

- 1) All applicable VA Standards published in the VA Technical Information Library (TIL) shall be applied as a basis, foundation, and framework in planning, design, and construction. Any substantial variance from Standards shall be considered only as required to accommodate specific site, functional, and operational conditions. Upon consideration of variance CFM shall be consulted, and each Administration will function as Authority Having Jurisdiction for decision. Each substantial variance shall have a basis rationale and be documented in the project record.
- 2) Clinicians, providers, primary users, and other stakeholders shall be involved in all phases of project development to best adapt Standards for specific functional, operational, and site conditions, and to provide optimum service environments for Veterans. This also includes



installations and modifications of systems or technology involving safety, security, functionality, or environmental quality. Stakeholder involvement shall be documented in the project record.

Design Guides are not project-specific. It is impossible to foresee all rapidly evolving requirements of healthcare facilities and each site or project will have unique requirements or conditions. Site-specific issues must be addressed within the context of these standards and applied to each individual project. Use of this Guide does not preclude the need for, nor absolve planners, designers, and constructors of their responsibility to provide complete, functional, safe, and secure designs suited to the unique requirements of each project, within budget, and on schedule.

Materials, equipment and systems are shown in an illustrative, performance-based format and are not intended to depict, suggest, or otherwise constitute endorsement of any specific product or manufacturer. Manufacturers should be consulted for actual dimensions, configurations, and utility requirements.

All participants in the project development process must embrace VA Planning, Design and Construction Standards as fundamental in providing optimum environments for Veterans' care and services, in fulfilling VA's mission.

Donald L. Myers, AIA, NCARB
Director, Facilities Standards Service
US Department of Veterans Affairs
Office of Construction and Facilities Management



1.2 ACKNOWLEDGEMENTS

Credit is due to the following individuals whose leadership, knowledge, skills, and ability made this document possible:

Spinal Cord Injury/Disorders Design Advisory Group (DAG)

I. Manosha Wickremasinghe, MD	Executive Director, SCI/D System of Care SCI/D National Program Office
Dr. Kenneth Lee	Chief of Spinal Cord Injury Division Milwaukee VA Medical Center
Dr. Hung Nguyen	Chief of Spinal Cord Injury Division VA Palo Alto Health Care System
Cassandra Miller Hardwick	Nurse Manager, Spinal Cord Injury/Disorders Minneapolis VA Health Care System
Jacqueline (Jackie) A. Black	Physical Therapist, Spinal Cord Injury/Disorders VA St. Louis Health Care System
Tim Bomar	Nurse Manager, Spinal Cord Injury/Disorders Memphis VA Medical Center
Pauline (Tony) Hilton	Safe Patient Handling & Mobility National Program Manager
Marie Martin	Industrial Hygienist, Safe Patient Handling & Mobility Facility Coordinator VA North Texas Health Care System
Sandra Wettergreen	Safe Patient Handling Coordinator VA Boston Healthcare System
Kendra Betz	VA National Center for Patient Safety

Paralyzed Veterans of America (PVA) – Advocate Organization

Mark Lichter	Director of Architecture and Facilities
Mark Thompson	Sr. Associate Director of Architecture



Office of Construction and Facilities Management (CFM)

Dr. Michael Brennan	Executive Director Construction and Facilities Management
John Bulick	Acting, Associate Executive Director Office of Facilities Planning
Donald L. Myers	Director Facilities Standards Service
Gary Fischer	Sr. Healthcare Architect Facilities Standards Service
Mark Goeller	Healthcare Planner/Architect Facilities Standards Service
Orest Burdiak	Principal Interior Designer Facilities Standards Service
Linda Chan	Planner/Architect Facilities Standards Service
Jacob Brown	Sr. Medical Equipment Specialist Facilities Standards Service
Dave Tash	Sr. Mechanical Engineer Facilities Standards Service
Lam Vu	Sr. Electrical Engineer Facilities Standards Service
Michael Taylor	Sr. Mechanical Engineer Facilities Standards Service
Jihaad Davenport	Cost Estimator Cost Estimating Service
Forrest Frakes	Senior Telecom Specialist Office of Security & Preparedness
Keith Van Bakel	Telecom Specialist Office of Security & Preparedness



Guidon Design - Primary Consultants

Mark P. Jones

Sr. Project Manager

Stewart Whitcomb

Sr. Architect

The Innova Group - Sub-Consultants

Lee Pettit

Healthcare Planner/Architect

AECOM - Sub-Consultants

Rudy Herzog

Federal Market Leader, Central Region

Howard Hoover

Plumbing Designer

Zac Oldham

Mechanical Engineer

Brian J. Walker

Electrical Engineer



1.3 INTRODUCTION

Spinal cord injury is a condition where an individual sustains a lesion of the spinal cord that results in either paraplegia or tetraplegia. Paraplegia is the loss of nerve control approximately from the waist down and accounts for about 40% of all spinal cord injuries. Tetraplegia is the loss of nerve control from the neck or shoulders down, and accounts for approximately 30%. Most individuals with tetraplegia lack control of the legs, lower torso, and bowel and bladder. Many are without upper torso control, arms and hand control, and intrinsic hand articulation. Spinal cord damage can be complete or incomplete. Complete damage is the permanent loss of movement sensation below the level of injury. Incomplete damage occurs when the spinal cord is not completely damaged at the level of injury. This allows some sensation and movement in the body areas below the level of injury.

The immediate change that occurs from a Spinal Cord Injury/Disorder (SCI/D) is a life altering event. Following the injury, a period of mourning is not uncommon. SCI/D spans all ages and genders although in the general public, the majority of occurrences are found in young males taking risks while playing sports and other circumstances. The injuries in the case of Veterans are related to both combat as well as non-combat related incidents. Dramatic changes and improvements have taken place since the previous SCI/D Center Design Guide in 2008, and continued progress is ongoing in both the private and public sectors in the fields of Spinal Cord Injury/Disorders research, treatment, and care.

Among the many developments is the degree to which activity can continue among SCI/D patients. Increased access to public facilities, development in technology for mobility, expansion of the types of activities available, interactive communication devices, and sporting activities are some of the ways individuals are able to better mainstream into society and develop a degree of independence. Independence and mobility are important factors in the rehabilitation of Veterans with SCI/D.

During the course of the development of this update to the VA Spinal Cord Injury/ Disorders Design Guide, the team visited and studied SCI/D Centers across the country. The dedication to care exhibited by the nurses, doctors and staff of the facilities is unrivaled in healthcare. Veterans with SCI/D have access to a full spectrum of clinically appropriate interdisciplinary primary and specialty services throughout their lives, including acute care following new SCI/D; comprehensive interdisciplinary rehabilitation; sustaining medical and surgical care; primary and preventive care; psychological, social, and vocational care; therapies; prosthetics and assistive technologies; Veteran and family education; research; professional training; and Whole Health care, including complementary and integrative health services.

The core mission of the Department of Veterans Affairs contrasts that of the private sector. For example, private sector facilities have a limitation to the time an acute care patient may remain at the facility. Although there are specific aspects related to outpatient care and some long term care, insurance industry practices dictate limitations on SCI/D facilities in the private sector. By contrast, the VA is committed to a lifetime of care for our Nation's Veteran population in all facets of health care, including SCI/D care.



As this is not a scientific document, several aspects of SCI/D technology, science, and application of techniques are not a part of this text and are continually evolving. For more in depth analysis of information related to the medical and research aspects of the field, it is recommended that other sources be utilized. As with all Design Guides, this document is not a code, it is a tool to establish minimum requirements as an introduction to the development of a quality or ‘state of the art’ Spinal Cord Injury/Disorders Center.



1.4 VA POLICIES / STANDARDS AND INDUSTRY CODES / STANDARDS

1.4.1 VA Policies / Standards

- Master Construction Specifications PG-18-1
- Design and Construction Procedures PG-18-3 (Refer to PG-18-3 (Topic 1) for the list of Codes, Standards and Executive Orders.)
- Standard Details PG-18-4
- Equipment Guide List PG-18-5 Chapter 104
- Space Planning Criteria PG 18-9 Chapter 104
- Design Manuals PG 18-10 and various technical criteria including but not limited to Architectural, HVAC, Plumbing, Electrical, Physical Security - PSDM, Safe Patient Handling, Telecommunications and Special Telecommunications Systems – TDM.
- Barrier-Free Design Standard PG-18-13
- Room Finish, Door, and Hardware Schedule PG-18-14
- Seismic Design Handbook Requirements H-18-8
- VA Directive 1176, Spinal Cord Injuries and Disorders System of Care
- VA Directive 7501, Construction Project Liaison with PVA
- VA Directive 7531, Acquisition of Artwork, Decorative Furnishings, and Decorative Items
- Consensus Information from various VA medical centers

1.4.2 Industry Codes / Standards

- FGI Guidelines for Design and Construction of Hospital and Outpatient Facilities - Current Edition

1.4.3 HIPAA

The Healthcare Insurance Portability and Accountability Act of 1996 (HIPAA) protects individuals' rights to audible as well as visual privacy. This is especially the case with respect to protection of each individual's medical records, private information and communications. The law protects all conversations between patients and admission interviewers, caregivers, nurses, physicians and families. ARRA passed by U.S. government in 2009 enacts special provisions and legal enforcement tools for patient privacy, protection and security. Office of Civil Rights (OCR) monitors HIPAA security rule compliance based on ARRA provisions. Current penalties that can be implied by OCR for non-compliance with HIPAA are divided in four categories: (i) without knowledge; (ii) based on reasonable cause; (iii) willful neglect and (iv) willful neglect, not corrected. Penalties differ per violation versus maximum penalty according to these four categories and vary between \$100 and up to \$1,500,000.



1.4.4 Disaster Planning

Situations can arise in which it may not be feasible to evacuate patients for extended periods of time. In those cases, emergency electrical power will be required to maintain seamless equipment operation, HVAC systems, vertical circulation, and life safety systems. This is especially important to keep the patient population reasonably comfortable and safe. These Design Standards recommend that the project consider planning for this contingency in order to care for the veteran population especially when the facility is located in an area where a high probability of threat exists from natural disasters such as hurricanes and earthquakes.

Refer to the Physical Security Design Manual for VA Life-Safety Protected Facilities, and Physical Security Design Manual for VA Mission Critical Facilities.



1.5 ABBREVIATIONS

A	Amps/Amperes
ABA	Architectural Barriers Act
ABAAS	Architectural Barriers Act Accessibility Standard
AC/HR	Air Changes per Hour
AC	Acute Care
ACT	Acoustical Ceiling Tile
ACT (SP)	Acoustical Ceiling Tile (with Sprayed Plastic Finish)
ADA	Americans with Disabilities Act
ADAAG	ADA Accessibility Guidelines
A/E	Architectural / Engineering Firm
AFF	Above Finished Floor
AHJ	Authority Having Jurisdiction
AIA	American Institute of Architects
ANSI	American National Standards Institute
AR	As Required
ASC	Ambulatory Surgery Center
ASHRAE	American Society of Heating, Refrigerating & Air Conditioning Engineers
BC	Base Cabinet
BMS	Building Management System
C	Degree Celsius
CB	Circuit Breaker
CBOC	Community Based Outpatient Clinic
CC	Contractor Furnished, Contractor Installed
CFM	Cubic Feet per Minute
CFM	Construction and Facilities Management
CMS	Centers for Medicare and Medicaid Services
CLG	Ceiling
CO ₂	Carbon Dioxide
CON	Certificate of Need
CP	Carpet (without cushion broadloom)
CPT	Carpet Tile
CRS	Corrosion Resisting Steel (SS)
CT	Ceramic Tile
CV	Control Valve
DG	Design Guide



DOE	Department of Energy
DP	Automatic Door Push Plate
DS	Door Switch
EDM	Electrical Design Manual
EES	Essential Electrical System
ELV	Elevation
EMER	Emergency
F	Degrees Fahrenheit
FC	Foot-candle
FD	Floor Drain
FIXT	Fixture
FLUOR	Fluorescent
FM	Facilities Management
FMS	Facilities Management Service
FPS	Fire Protection System
GFI	Ground Fault Circuit Interrupter
GSF	Gross Square Feet
GSM	Gross Square Meters
GWB	Gypsum Wallboard
HAC	Housekeeping Aides Closet
HIPAA	Health Insurance Portability and Accountability Act of 1996
HP	Horsepower
HR	Hour
HVAC	Heating, Ventilating and Air Conditioning
IES	Illuminating Engineering Society
IESNA	Illuminating Engineering Society of North America
IP	Inpatient
IPS	Isolation Power System
JSN	Joint Schedule Number
kW	Kilowatt
LB	Pound/Pounds
LED	Light Emitting Diode
LEED	Leadership in Energy and Environmental Design
LLTS	Lockers, Lounges, Toilets & Showers
LTC	Long Term Care
MA	Medical Air



MATV	Master Antenna Television
MCS	Master Construction Specifications
MID	Motion Intrusion Detection
MTD	Mounted
MV	Medical Vacuum
NEC	National Electrical Code
NFPA	National Fire Protection Association
NSF	Net Square Feet
NSM	Net Square Meters
O	Oxygen
OIT	Office of Information & Technology
OP	Outpatient
OPC	Outpatient Clinic
OSHA	Occupational Safety and Health Administration
PACU	Post Anesthesia Care Unit
PFD	Program for Design
PG	Program Guide
PH	Phase
PL	Plaster
PP	Push Plates
PSDM	Physical Security Design Manual
PTS	Pneumatic Tube Station
PVA	Paralyzed Veterans of America
RB	Resilient Base
RCP	Reflected Ceiling Plan
RES	Resinous Flooring
RF	Rubber Flooring
RPS	Radio Paging System
RSF	Resilient Sheet Flooring
SC	High Build Glazed Coating (Special Coating)
SD	Standard Detail
SF	Square Foot, Square Feet
SP	Special Faced
SS	Stainless Steel
SSTV	Security Surveillance Television
STC	Sound Transmission Class



TBB	Telecommunications Bonding Backbone
TGB	Telecommunications Ground Bar
TIL	Technical Information Library – VA online @ http://www.cfm.va.gov/TIL/
UPS	Uninterruptible Power Supply
USGBC	United States Green Building Council
V	Volts
VA	Department of Veterans Affairs
VACO	Veterans Affairs Central Office
VAMC	Veterans Affairs Medical Center
VA-SEPS	Space and Equipment Planning System (see definitions)
VAV	Variable Air Volume
VC	VA Furnished, Contractor Installed
VCT	Vinyl Composition Tile
VHA	Veterans Health Administration
VISN	Veterans Integrated Health Network
VOC	Volatile Organic Compound
VSO	Veterans Service Organizations
VTEL	Video Teleconferencing
VV	VA Furnished, VA Installed
W	Watts
WSF	Welded Seamless Flooring
W/SF	Watts per Square Foot



1.6 DEFINITIONS

Accessible: A site, building, or facility, or portion thereof that complies with provisions outlined in the Architectural Barriers Act of 1968 (ABA).

Activities of Daily Living (ADL): Training conducted by Occupational Therapists, Physical Therapists, or nursing staff, to help patients with living skills such as eating, dressing, grooming, transferring, etc. This training is designed to help the patient function as independently as they are able.

Acute Rehabilitation Program: Primary emphasis on the early rehabilitation phase which usually begins as soon as a person is medically stable.

Architectural Barriers Act: A set of standards developed to ensure that all buildings financed with federal funds are designed and constructed to be fully accessible to everyone. This law requires all construction, renovation, or leasing of sites, facilities, buildings, and other elements, financed with federal funds, to comply with the Architectural Barriers Act Accessibility Standards (ABAAS). The ABAAS replaces the Uniform Federal Accessibility Standards (UFAS).

Aquatic Therapy: Therapeutic treatment and exercises performed in a temperature controlled pool, utilizing passive resistance and buoyancy to assist with physical or recreational therapy activities.

Authority Having Jurisdiction (AHJ): Governmental agency or organization with responsibility for review, approval, and inspection of projects, drawings, and installations.

Building Gross Square Feet (BGSF): Total square footage of a building measured from the outside face of exterior walls.

Cauda Equina (CE): The bundle of spinal nerve roots at the lower (lumbar) end of the spinal cord. Cauda Equina Syndrome (CES) occurs from compression of the nerves, and can cause low back pain, unilateral or usually bilateral sciatica, saddle sensory disturbances, bladder and bowel dysfunction, and variable lower extremity motor and sensory loss.

Cystogram: A radiology procedure involving an x-ray taken after injecting dye into the bladder.

Cystoscopy: A procedure to examine the lining of the bladder and the tube that carries urine out of the body (urethra).

Exoskeleton: Powered apparatus designed to restore hip and knee motion to individuals with lower limb disabilities. The device is worn around the waist and attached to the legs and feet, aiding with standing, walking, and self-ambulation.

Genitourinary (GU): Of or relating to the genital and urinary organs or functions.

Incontinence: Lack of bowel and/or bladder control.

Kinesiotherapy (KT): The application of scientifically based exercise principles adapted to enhance the strength, endurance, and mobility of individuals with functional limitations or those requiring extended physical conditioning.



Lithotripsy: A non-invasive treatment for kidney stones. Shock waves, generated under water by a spark plug, crumble stones into pieces that will pass with urine.

National Fire Protection Association (NFPA): Produces a code used in many jurisdictions to define fire protection requirements for buildings. VA uses several of the NFPA codes including NFPA 101, Life Safety Code.

Net Area/Net Square Feet (NSF)/Net Square Meters (NSM): Interior square footage of rooms or spaces as measured from the inside face of interior walls.

Occupational Therapy (OT): A health profession that uses the structured activity of everyday tasks in order to help people achieve their highest level of independence. ADL exercises are designed to improve arm flexibility and strength, neck control and posture, and perceptual and cognitive skills. A person may learn to use adaptive equipment to facilitate these tasks.

Orthotic: A support or brace for weak or ineffective joints or muscles.

Paraplegia: Refers to impairment or loss of motor and/or sensory function in the thoracic, lumbar or sacral (but not cervical) segments of the spinal cord, secondary to damage of neural elements within the spinal canal. With paraplegia, arm functioning is spared, but, depending on the level of injury, the trunk, legs, and pelvic organs may be involved. There are some types of paralysis involving the legs that are described by the impairment they cause.

Patient Aligned Care Team (PACT): VA adopted team-based model of care constructed around the principles of patient-centered care, coordination of care, and access to care. The PACT Space Module is a single planning unit that contains the necessary physical components and facilitates the operational flows needed to support PACT. Refer to VA PACT Space Module Design Guide for more information.

Personal Protective Equipment (PPE): Items such as gloves, gowns, respirators, goggles, face shields, and others that protect individual workers from hazardous physical or chemical exposures.

Physical Therapy (PT): A health profession that uses structured activity for the preservation, enhancement, and / or restoration of movement and physical function, utilizing therapeutic exercise, massage, electrotherapy, assistive devices, patient education, and other therapeutic techniques.

Pressure Injury: Also known as a pressure sore or pressure ulcer, a dangerous skin breakdown due to pressure on skin potentially leading to infection and tissue death.

Prosthetics: A fabricated device used to replace a missing body part, intended to restore normal function to the patient.

Range of Motion (ROM): The normal range of movement of any joint within the body. Range of Motion also refers to exercises designed to maintain this range and prevent contractures.

Recreational Therapy (RT): Therapeutic recreation treatment utilizing recreation and activity-based intervention to develop endurance, expand mobility and enhance well-being of individuals with illnesses or disabling conditions.



Rehabilitation: Retraining to normal functionality or training for new functionality.

Spinal Cord Disorders (SCD): Non-traumatic conditions that result in spinal cord disfunction, caused by infections, neoplasms, demyelinating diseases, degenerative neurologic diseases, arthritis, and degenerative spine problems.

Spinal Cord Injury (SCI): Damage to the spine and spinal cord often caused by a sudden, traumatic event. Damage begins when the spinal cord is injured by surrounding tissues such as bone, intervertebral disks, and ligaments.

Tetraplegia: Also known as Quadriplegia. Describes the complete or incomplete paralysis from the neck downwards, affecting all four limbs and the trunk. This is the result of damage to the spinal cord between the C1 and C8 vertebrae (cervical spine).

Urodynamics: Testing that assesses how the bladder and urethra are performing their job of storing and releasing urine. Urodynamics will provide the physician with information needed to diagnose the cause and nature of a patient's incontinence in order to prescribe the most effective treatment option.

VA-SEPS: Acronym for Space and Equipment Planning System, a digital tool developed by the Department of Defense (DoD) and the Department of Veterans Affairs. SEPS incorporates the propositions set forth in all VA space planning criteria chapters and is designed to aid healthcare planners in creating a Program for Design (PFD) and Program Room Contents (PRC) based on a standardized set of criteria parameters.

Ventilator: A mechanical device to facilitate breathing in persons with impaired respiratory function.



2.0 NARRATIVE

2.1 CLINICAL, OPERATIONAL, AND FACILITY SUMMARY

2.1.1 Spinal Cord Injury/Disorders Patient Profile

Veterans receiving care within the Spinal Cord Injury/Disorders (SCI/D) System of Care (Hubs and Spokes) are those who have sustained a traumatic spinal cord injury or have a non-traumatic disorder or disease of the spinal cord, resulting in or leading to paraplegia or tetraplegia.

Depending on the location of the injury and severity of the damage (either complete or incomplete spinal cord injuries), patients can experience a range of physical symptoms including but not limited to:

- Skin sensation loss and inability to feel pressure, heat, or cold
- Nerve damage causing chronic pain, tingling sensations, or numbness
- Loss of muscle control and coordination, either spasmodic activity or complete loss of movement (paralysis)
- Loss of bowel or bladder control and gastrointestinal complications
- Respiratory complications or impaired diaphragm function
- Inability to regulate body temperature

Veterans with SCI/D are considered a high-risk population, being more susceptible to illness or disease due to their compromised physical condition. As such, patient safety and infection control measures are of critical importance when planning facilities for Veterans with SCI/D.

The majority of Veterans with SCI/D require the use of a mobility assistance device, primarily manual or powered wheelchairs, or sometimes litter gurneys, depending on their level of upper body function. Others may be able to utilize crutches, braces, or walkers to achieve independent movement.

A spinal cord injury or disorder is often a life-altering condition, requiring significant social and psychological adjustments which follow the physical recovery. The mission of VHA SCI/D System of Care is to support, promote, and maintain the health, productivity, independence, and quality of life for Veterans with SCI/D throughout their lives.

For more detail on the SCI/D population served, refer to VHA Directive 1176, Spinal Cord Injuries and Disorders System of Care.

2.1.2 Spinal Cord Injury/Disorders Care Team

Treatment of Veterans with SCI/D involves an integrated team of SCI/D professionals from various disciplines using an engaged, collaborative approach to provide the support and resources necessary to restore and maintain independence and good health.

The SCI/D interdisciplinary team carefully evaluates each Veteran to develop an individually tailored comprehensive treatment plan. This team may include but is not limited to a medical



provider, nurse, social worker, psychologist, physical therapist, occupational therapist, kinesiotherapist, recreational therapist, vocational rehabilitation, dietitian, clinical pharmacist, and speech therapist.

For more detail on role definitions and staffing ratios, refer to VA Directive 1176, Spinal Cord Injury and Disorders System of Care.

2.1.3 Spinal Cord Injury/Disorders Center

A Spinal Cord Injury/Disorders (SCI/D) Center is a specialized medical facility designed to provide comprehensive, lifelong, interdisciplinary SCI/D services in all settings to Veterans with SCI/D. The SCI/D System of Care consists of an integrated and coordinated network of facilities based on a Hub and Spoke infrastructure.

The SCI/D Center serves as the Hub and provides primary and specialty care through an interdisciplinary group of expert SCI/D providers in all settings, including inpatient, outpatient, consultative, home care, and telehealth services. The SCI/D Center may provide acute care, sustaining care, and/or long term care. The SCI/D Center also provides rehabilitation, which aims to enhance and restore functional abilities, lessen disability, prevent secondary complications, and maximize the quality of life for Veterans with SCI/D.

The SCI/D Spoke is a VA medical facility that provides dedicated outpatient services for Veterans with SCI/D but does not have the acute care or specialty services of a full SCI/D Center. Each SCI/D Spoke is geographically aligned with an SCI/D Center and delivers primary and sustaining care by providers that have received SCI/D training.

The purpose of the SCI/D System of Care is to honor America's Veterans with SCI/D by providing exceptional, continuing care that improves their health, well-being, function, and quality of life. The SCI/D System of Care includes services designed to provide resources and care to optimize physical and mental health, educational and vocational opportunities, community reintegration, and resumption of social roles.

Services provided through the SCI/D System of Care include but are not limited to:

- Acute Care following new SCI/D
- Comprehensive interdisciplinary rehabilitation
- Sustaining medical and surgical care
- Primary and preventive care
- Psychological, social, and vocational care therapies
- Prosthetics and assistive technologies
- Veteran and family education
- Research
- Professional training
- Whole Health, including complementary and integrative health services

SCI/D services are organized into three primary components – Acute Care, Outpatient Care, and Long Term Care. For a complete overview of the SCI/D Center functional areas, room listings,



and spatial requirements, please refer to the VA's online Technical Information Library (TIL), PG 18-9 Chapter 104 of the VA Space Planning Criteria.

2.1.4 Spinal Cord Injury/Disorders Acute Care (AC)

SCI/D Acute Care involves intensive rehabilitation, beginning immediately after a patient has sustained a spinal cord injury and been medically stabilized at a trauma center. Due to the complex nature of the condition and the treatment required, SCI/D Acute Care patients can have initial hospitalization stays lasting up to several months.

Specialized care in the acute setting includes prevention and/or treatment of medical and surgical problems associated with the spinal cord injury, diagnostic and surgical care of the urinary tract system, pulmonary function tests, swallowing evaluation and training, chronic pain management, prevention of pressure ulcers, and nutritional restoration and maintenance.



Figure 2.1 Rocky Mountain Regional VAMC SCI/D Acute Care Patient Room

SCI/D Acute Care Patient Care Unit

Acute Care facilities are based on the 10-bed Patient Care Unit, typically composed of nine single patient rooms and one airborne infection isolation room, along with associated common areas and staff/support spaces. The SCI/D model of care emphasizes single patient bedrooms and toilet/shower for both patient privacy and infection control concerns, though there is an option to replace two of the single patient rooms in a given unit with a double patient room to promote mentorship between veterans with SCI/D. This provides some flexibility in unit arrangement while maintaining the 10-bed module. When double patient rooms are included in a design, they will be provided with two individual patient toilet/shower rooms.





Figure 2.2 Rocky Mountain Regional VAMC SCI/D Acute Care Patient Toilet/Shower Room

SCI/D Acute Care Common Areas

Due to the extended stays common with SCI/D Acute Care, rehabilitative activities and social engagement are key elements of the recovery process. Common areas within the Acute Care setting shall be outfitted to meet the specific needs of Veterans with SCI/D.

The Multipurpose Room accommodates a wide variety of recreational activities including adaptive games and traditional table games, as well as suitable arts and crafts. Working with Recreation Therapists, Veterans with SCI/D learn to use adaptive equipment to develop, restore, and maintain manual dexterity.

The Internet Café provides multiple workstations for Veterans to engage with and interact through social media, online gaming, and web-based services.

Access to exterior courtyards as well as passive and active recreational spaces are an integral element for the recovery of patients in the SCI/D Acute Care setting.



SCI/D Acute Care Rehabilitation Therapy Spaces

Rehabilitation services are a core element of the SCI/D System of Care and are integral to recovery and restoration of function to Veterans with SCI/D. Comprehensive therapy and support is provided for the complete range of needs including but not limited to:

- Self-care training, developing the core functions of dressing, bathing, getting in and out of bed, toileting activities (bowel and bladder care)
- Optimal mobility training, either restoration of walking or use of an appropriate mobility assistance device or wheelchair
- Identifying which assistive devices are appropriate for a specific patients' needs and providing proper training
- ADL training to develop or restore daily living skills and achieve the highest level of independence
- Driver training when indicated as part of the individual care plan



Figure 2.3 Rocky Mountain Regional VAMC SCI/D Physical Therapy Gym

Physical Therapy, Occupational Therapy, and Kinesiotherapy modalities can be integrated into a combined rehab gym configuration, where natural lighting, high ceilings, and open floor configurations can be utilized to provide a high-performing therapeutic environment. Dedicated Outdoor and Indoor Recreational Therapy, as well as Aquatic Therapy services are also included as part of the SCI/D System of Care.

Social, psychological, and vocational rehabilitation support services are provided to help the Veteran adjust to the changes in their physical situation, and to address the impact of the SCI/D on their family and significant others. Veterans with SCI/D also receive education on how to effectively communicate their needs to caregivers.





Figure 2.4 Rocky Mountain Regional VAMC SCI/D Aquatic Therapy Pool

SCI/D Acute Care Activities of Daily Living

The ADL Suite is comprised of training spaces that allow Veterans with SCI/D to develop and reestablish personal skills within core functions of everyday life, including personal hygiene, dressing, preparing and eating food, and performing basic household tasks. Physical and Occupational Therapists develop training protocols based on the specific needs of the Veteran with SCI/D.



Figure 2.5 Shirley Ryan AbilityLab ADL Kitchen



SCI/D Acute Care Home Environment Apartment

The Home Environment Apartment is a dedicated suite of rooms located within Acute Care, designed to replicate the layout and function of a typical private residence, including kitchen, dining, sleeping, and bathing spaces. The apartment is equipped with cabinets, appliances, furnishings, and plumbing fixtures similar to what the Veteran would be expected to encounter upon their return home. This provides a training opportunity for the Veteran with SCI/D and their family or caregiver to spend either a portion of a day or a full overnight stay in the suite to experience independent living under supported conditions before transitioning out of the acute care setting. The Home Environment Apartment can also be utilized for ADL training purposes.



Figure 2.6 Spaulding Rehabilitation Hospital Home Environment Apartment

2.1.5 Spinal Cord Injury/Disorders Outpatient Care (OP)

The spectrum of services provided in SCI/D Outpatient Care are focused on prevention and sustaining the health and wellness of Veterans with SCI/D. The scope of outpatient treatment at SCI/D Centers is comprehensive and interdisciplinary. Services provided to a particular Veteran are part of a continuum from inpatient services to outpatient care and other services, including SCI/D Home Care and telehealth when appropriate.

Veterans with SCI/D receive periodic Comprehensive Preventive Health Evaluations (CPHE), which include health promotion, prevention, early identification and treatment of complications related to lifestyle, aging, and living with SCI/D.



SCI/D Outpatient Clinic

SCI/D Center Outpatient Care services utilize the VA's PACT approach, a patient-centered care model that starts with the Veteran to provide personalized, proactive, and patient-driven health care. SCI/D PACT principles establish the foundation for high-quality primary and specialty care for Veterans with SCI/D. The SCI/D PACT includes the Veteran with SCI/D, the Veteran's support person(s) such as family members, caregivers, or others, and the SCI/D PACT interdisciplinary team.

The PACT clinic configuration provides Exam/Treatment rooms and Procedure spaces arranged around a central teamwork area, with separate circulation paths for patients and staff/support functions. This allows care to be brought to the Veteran, rather than having the Veteran move between care locations.

Exam rooms shall be configured to allow the provider to remain facing the Veteran when using the workstation, rather than having to turn their back to the room. Additionally, all exam rooms should be outfitted and equipped to support telehealth services and connectivity.



Figure 2.7 Rocky Mountain Regional VAMC SCI/D Outpatient Clinic Exam Room

SCI/D Spoke Sites

VA medical centers that serve as SCI/D Spoke locations shall be equipped with appropriately sized and configured spaces to meet the needs of Veterans with SCI/D who are on the registry for that location. While the VA Space Planning Criteria PG 18-9 Ch. 104 outlines all of the spaces and room sizes required for Outpatient services within an SCI/D Hub location, not all of those services will be provided at an SCI/D Spoke location. Space programs and design solutions



should reflect the specific needs of a given facility, but the following table provides guidance on the minimum space program requirements for SCI/D Spoke locations, when supported by a SCI/D Center (or Hub). Refer to SCI/D Chapter 104 PG 18-9 Functional Area (FA) 43 for further Space Planning Criteria requirements for SCI/D Spoke sites.

SCI Spoke Accessible Waiting, Bldg Sprt (SB071)	135 NSF (12.6 NSM)
SCI Spoke Wheelchair Alcove, Bldg Sprt (SB262)	30 NSF (2.8 NSM)
SCI Spoke Patient Check-in Kiosk, Clncl Sprt (SCI65)	55 NSF (5.2 NSM)
SCI Spoke Height/ Weight Alcove, Clncl Sprt (SC066)	60 NSF (5.6 NSM)
SCI Spoke Family Toilet Room, Bldg Sprt (SB136)	80 NSF (7.5 NSM)
SCI Spoke Intake/ Triage Cubicle, SCI (OSC71)	80 NSF (7.5 NSM)
SCI Spoke Exam/ Treatment Room, SCI (OSC72)	195 NSF (18.2 NSM)
SCI Spoke Universal Patient Toilet/ Shower, Bldg Sprt (SB150)	85 NSF (7.9 NSM)
SCI Spoke Nurse Station, Clncl Sprt (SC152)	120 NSF (11.2 NSM)
SCI Spoke Coordinator/ Social Worker Office, Stff Sprt (SS204)	130 NSF (9.3 NSM)
SCI Spoke Provider Workstation, Stff Sprt (SS218)	56 NSF (5.3 NSM)
SCI Spoke Medication Room, Pharm Svc (SV583)	80 NSF (7.5 NSM)
SCI Spoke Clean Utility Room, Lgstcs Svc (SB737)	60 NSF (5.6 NSM)
SCI Spoke Soiled Utility Room, Lgstcs Svc (SB743)	40 NSF (3.8 NSM)
SCI Spoke Multipurpose Storage Room, SCI (OSC76)	150 NSF (14.0 NSM)

Figure 2.8 SCI/D Spoke Site space criteria

SCI/D Home Care

SCI/D Home Care services support the transition and health care needs of Veterans with SCI/D to either the home setting or the institutional long-term care setting through the provision of episodic and longitudinal comprehensive services. Services are provided by an interdisciplinary team to Veterans within a 100-mile radius of an SCI/D Center. Telehealth technologies and devices may be used to supplement SCI/D Home Care and extend care to Veterans that live beyond a 100-mile radius from the SCI/D Center.

2.1.6 Spinal Cord Injury/Disorders Long Term Care (LTC)

SCI/D Long Term Care provides continuous skilled nursing support and rehabilitative services in a residential home-like setting, with the added staff expertise to address the specific needs of Veterans with SCI/D. This approach to care closely parallels the concepts described in the VA Small House Model Design Guide (formerly known as the Community Living Center (CLC) Design Guide).





Figure 2.9 Brockton VAMC SCI/D LTC Rec Room

The SCI/D Long Term Care Center is intended to be a warm, welcoming environment that encourages Veteran engagement and reinforces the sense of ‘ownership’ – this is the place these Veterans call home. Individual Resident Homes are designed around 6-resident pods, and have dedicated Kitchen, Dining, and Living spaces, including all the elements of a private residence. Resident Homes consist of primarily single resident bedrooms and private bathrooms, along with one dedicated airborne infection isolation room and bathroom. Similar to the Acute Care Patient Care Unit, two single resident rooms can be replaced with a double resident room, though two separate individual resident bathrooms will still be provided. Within a given Long Term Care Center, a pod of resident rooms can be equipped to support Veterans with SCI/D who also require medical ventilation services or other co-morbidities to allow for appropriate and efficient staffing to address the specific care needs of those Veterans.

Length of stays in the SCI/D Long Term Care Resident Home can last from several months to many years and are often for the duration of the Veteran’s life. The environment of care provided is intended to be non-institutional both in the scale and configuration of space, as well as the selection of the interior finishes and furnishings. The Resident Home Kitchen and work area replace the traditional nurse station, while staff and support spaces are located ‘off-stage’, away from the daily living and activity areas.

Multiple homes are connected through a Neighborhood Center, which includes common areas, rehab therapy spaces, and staff/support spaces that are shared by residents of all Homes.



2.2 PLANNING AND DESIGN CONSIDERATIONS

2.2.1 General

Location

In new construction, locate SCI/D Centers and clinics for full accessibility (ABA) for patient/resident access and emergency egress directly to exterior grade level. In existing hospitals, every effort must be made to locate the SCI/D Center on the ground level. Alternate locations must be approved by the VHA Executive Director, SCI/D System of Care.

SCI/D Center: Located on the campus of a VA Medical Center, with a dedicated, direct entrance from the building exterior. The SCI/D Center shall also be connected to the main Medical Center elevators through a level, enclosed accessible route. Direct access shall be provided from the SCI/D Center to exterior rehabilitation therapy areas, including dedicated passive and active recreational spaces.

SCI/D Outpatient Clinic: When not part of an SCI/D Acute Care hub, outpatient services at an SCI/D Spoke site should be located within the ambulatory specialty care clinic of a VA Medical Center, with appropriately sized Exam/Treatment Rooms, intake areas, and office space/workstations for providers and support staff, see PG 18-9, Chapter 104.

SCI/D Long Term Care: Ideally placed at a VA Medical Center in conjunction with an SCI/D Center and required to be located at ground level with a dedicated entrance and direct access to exterior passive and active recreational space.

Adjacencies

SCI/D Center components shall be planned within a contiguous footprint wherever practical. SCI/D Acute Care and Outpatient Care services utilize shared staffing and support systems and are both integrally connected to the rehabilitation therapy functions. SCI/D Long-Term Care services can also benefit from close adjacency to the other components of SCI/D care.

Several departments within the VA continuum of care have a close relationship or share a parallel mission to the SCI/D System of Care. Planners shall consider operational and physical adjacencies to the following services within a VA Medical Center:

- Physical Medicine and Rehabilitation
- Prosthetics
- Mental Health
- Pharmacy
- Imaging Services
- Nutrition and Food Services
- Supply and Logistics





Figure 2.10 Rocky Mountain Regional VAMC SCI/D Pharmacy, with ABA pass through

Access to Outdoors / Natural Daylighting

Direct engagement with the natural environment is a strong contributing factor to recovery for Veterans with SCI/D. Planners shall work to incorporate connections to outdoor activity spaces and courtyards throughout the SCI/D Acute Care Center or SCI/D Long Term Care Center, wherever practical, while placing an emphasis on the quality of engagement with the outdoor environment.

Size and placement of windows in patient rooms, resident rooms, and common areas, shall take into consideration the quality of the views being presented, above and beyond the minimum code requirements. To provide the greatest range of view whether the Veteran is in a standing, seated, or prone position, windowsills in patient/resident rooms shall be no higher than 2'-0" above finished floor. Efforts shall be made to incorporate direct and indirect natural lighting as appropriate, allowing patients and staff to experience the circadian rhythm of the movement of the sun throughout the day.






Figure 2.11 Shirley Ryan Ability Lab Acute Care Patient Bedroom

Accessibility

Planners shall incorporate fully accessible barrier-free design throughout all components of the SCI/D Acute Care Center and SCI/D Long Term Care Center, both interior and exterior. Refer to the current Barrier Free Design Standard PG 18-13. Maneuvering clearances and circulation spaces shall be designed to accommodate the increased utilization of mobility assistance equipment by Veterans with SCI/D. Motion sensing (hands-free) door openers shall be incorporated where appropriate, particularly along primary circulation routes and entry to common areas, and should be equipped with sensors to allow for extended hold-open duration for Veterans utilizing various mobility assistance technology. Sliding doors can offer advantages in ease of operation and clear floor space over typical swinging doors. Where elevators are part of the SCI/D circulation system and accessible route, installation of motion sensing call devices and/or ankle-height push pads shall be considered. Security systems for access-controlled areas for use by Veterans with SCI/D shall also be designed to accommodate hands-free operation.

Signage and wayfinding systems shall support Veterans with limited visual acuity or hearing impairment. Refer to the current VA Signage Design Guide and Barrier Free Design Standard PG 18-13 for additional information.

Work surfaces, appliances, and equipment intended for Veteran use throughout the SCI/D Center shall be selected and appropriately outfitted to accommodate the varying needs of Veterans with SCI/D, who may be interacting with them from a sitting, standing, or prone position. Tables and work surfaces within the patient rooms and common areas shall have adjustable height capability, either manual or powered, preferably configured to be operable directly by the Veteran.





Figure 2.12 West Roxbury VAMC ceiling mounted retractable table installation

For larger multi-purpose rooms or dining areas within SCI/D Acute Care facilities, the use of ceiling mounted, retractable tables may be considered to allow for conversion of the space to a completely open floor area. Movable furniture solutions are preferable in SCI/D Long Term Care Center installations to minimize the institutional character and foster a more residential, home-like environment.

Public restrooms and patient toilets shall utilize hands-free devices such as motion sensing faucets, soap dispensers, and paper towel dispensers. Showers shall incorporate hand-held shower heads, for the convenience of either Veteran use during self-bathing, or for the care provider during assisted bathing activities. Planners should explore the potential inclusion of adjustable height wall mounted lavatories in the private patient/resident bathrooms.

Despite the advantages provided by floor mounted electrical receptacles in terms of flexibility of equipment placement, the exposed equipment cords and cover plates can create trip hazards and obstacles to ambulation. Floor mounted electrical receptacles should be avoided within all components of SCI/D Centers, including rehab therapy gyms and spaces.



2.2.2 Outdoor Rehabilitation and Therapy

Dedicated exterior activity spaces are integral to the SCI/D System of Care, utilized for both rehabilitation therapy and training activities, along with active or passive recreation spaces for patients, residents, and visitors.

Outdoor therapy spaces can include a variety of mobility sports and exercise activities, including basketball, shuffleboard, and golf putting, among others. Gardening and horticulture therapy are also common activities that engage the Veteran in constructive, therapeutic endeavors outside of the built environment.



Figure 2.13 Cleveland VAMC SCI/D Basketball Court

Outdoor obstacle and surface training areas provide Veterans the opportunity to gain skills and mastery of their new mobility assistance devices, developing their navigation and control techniques over sidewalks, curb cuts, stairs, and ramps, as well as various types of terrain and hard surfaces.

Exterior recreation areas should be designed to utilize landscaping, vegetation, artwork, animal feeders, and/or appropriate water fixtures to provide observation and tactile opportunities at varying heights. Outdoor spaces should utilize covered seating areas and shade structures to limit exposure to the elements and provide relief for Veterans with SCI/D who may have compromised ability to self-regulate their internal body temperature. Multiple spaces for active and passive recreation should be provided to create a variety of opportunities for engagement, conversation, or quiet reflection.





Figure 2.14 Rocky Mountain Regional VAMC SCI/D Outdoor Obstacle Training Area




Figure 2.15 Rocky Mountain Regional VAMC SCI/D Outdoor Surface Training Area



2.2.3 Renovation

A large percentage of VA hospitals are older facilities with numerous physical and infrastructure challenges, such as narrow structural column bay spacing, interior bearing partitions, low floor to floor plate height clearances, etc. These conditions create challenges to meeting modern standards of care environments and can create significant obstacles to following the ‘letter of the law’ of the VA Design Standards. Design solutions for renovation projects must necessarily be adapted to the specific conditions, limitations, and opportunities of an individual facility.

The challenge for planners who utilize this document is to follow the design intent and spirit of the design standards and create spaces as close as possible to that of the Spinal Cord Injury/Disorders Centers as described in this PG 18-12 Design Guide, as well as the space allocations in the PG 18-9 Space Planning Criteria Chapter 104, and equipment indicated in PG 18-5 Equipment Guide List.

Renovation projects which require substantial variance from these design standards, including multi-level and above grade solutions, must be approved by the VHA Executive Director, SCI/D System of Care.

Multi-level Solutions

Veterans with SCI/D have greater reliance on mobility assistance than the general VA population, resulting in preferred planning/design solutions that accommodate all services within close proximity on the same floor level, and with direct access to exterior grade.

When exceptions need to be made, for example when sufficient grade level space is not available or readily obtainable, SCI/D Center services may need to be divided among multiple floors. In such cases, planners shall make efforts to maintain the following adjacencies:

- Acute Care Patient Care Units and Outpatient Clinic spaces should remain on the same floor level, at grade if available, for ease of patient access and to accommodate staffing support between services.
- When an SCI/D Long Term Care Center is co-located with an SCI/D Acute Care Center, the LTC services shall take precedence for grade level access, with Acute Care and Outpatient Clinic spaces located on an adjacent floor level.
- Rehab Therapy space and additional support spaces can be considered for location on an adjacent floor level, preferably directly above or below the AC/OP spaces. Vertical circulation between levels must be conveniently located, with sufficient capacity, availability, and reliability to support the SCI/D inter-departmental traffic.
- Administrative offices and non-patient spaces can also be located on an adjacent floor level, though should remain within convenient distance to the clinical functions.

Above Grade Solutions

While not ideal, locating the SCI/D Center on an upper floor of a facility may be necessary under certain renovation circumstances. For those projects to be successful, several conditions need to be closely considered:



- Convenient access to an appropriate vertical circulation system, as part of a complete barrier-free accessible route from the initial parking/drop off point, through the facility, and extending to the SCI/D Center entrance.
- Capability for horizontal evacuation into an adjacent department/building through an appropriate smoke barrier.
- Direct access to usable exterior space on the same level, with quality views and connection to the presence of nature, such as an extensive rooftop garden. Patients or Residents should not have to change floor levels to go outside.
- If located in a building adjacent to a multi-story parking structure, planners should explore opportunities to create dedicated parking and a connection/entrance at the level of the SCI/D Center.

2.3 TRENDS IN SPINAL CORD INJURY/DISORDERS CARE

2.3.1 Assistive Technologies

Ongoing research and development in robotics and mobility assistance continues to evolve for Veterans with SCI/D. Advances in exoskeleton design and powered chair systems are giving patients and providers an increasing number of options to restore independent movement.

Similarly, many voice activated systems and touch pad controls for technology interface are now commonplace in commercial or personal home environments. Strong potential exists for future integration of these and other alternative interface technologies into the SCI/D care environment.

Planners shall evaluate the currently available technologies and incorporate into their designs the latest and most appropriate systems that have been adopted by VA.



Figure 2.16 Bronx VAMC SCI/D Research Area, exoskeleton



2.3.2 Healing Environments

Several factors contribute to the environment of care which can have a direct impact on patient outcomes, including the physical attributes of the built environment, as well as the way patients interact with them. Qualities of lighting (both natural and artificial), air temperature and movement, ambient sound, colors, textures, and artwork can all work together to create restful, restorative, nurturing environments.

Special design consideration should be given to the overall visual environment, including natural and artificial lighting throughout the SCI/D Center. Veterans with SCI/D are likely to interact with their environment and experience the world from an alternate perspective. Their health and well-being are no longer supported by active movement, specifically the lower body muscle groups adapted for use in balance, walking, and running. Paraplegia or tetraplegia have a direct impact on the natural regulation and maintenance (homeostasis) of the body's systems.

Designers, planners, and engineers shall work with stakeholders and clinicians to understand the specific needs of Veterans with SCI/D, as well as the current facility systems and technology options available to provide stimulus, comfort, and engaged interactions with the built environment. Project teams will apply this understanding as they implement recommendations in the *VA Healing Environment Design Guidelines* and *Innovative 21st Century Building Environments for VA Healthcare Delivery* (both found on the VA TIL at <https://www.cfm.va.gov/til/spclRqmts.asp>), to deliver an appropriate design solution and construction documents for SCI/D Centers.

One avenue would be circadian rhythm support lighting, a non-pharmacological treatment based on clinically documented lighting protocols that are adapted to diagnoses, behaviors, and specific department needs. Properly applied in patient/resident bedrooms, toilet/shower, and common areas utilized by Veterans with SCI/D, a circadian lighting system can stimulate IpRGCs (non-image-forming photoreceptors in the eyes responsible for circadian synchronization) and encourage a neurological and endocrinological reaction in an effort to compensate for naturally occurring stimulation from daily movement, skeletomuscular activity, and tactile sensation. Alternately, Environments with biophilic properties to compliment activity within functional areas occupied by patient or resident may also provide a similar replacement stimulus.

Due to the challenges with infection control faced by SCI/D Centers, consideration should also be given to utilizing high performing ventilation systems. Research into the impact of green buildings on cognitive function has demonstrated that exceeding air-quality design standards (such as additional outside air and filtration, increased air changes, or low-emitting material selections) has measurable impacts on improving cognitive function and neurological performance. Project teams familiar with the engineering and implementation of these systems may collaborate with clinical staff and stakeholders to provide a coordinated, efficient, and high-performance system which supports the healing environment and high quality of care for Veterans with SCI/D.

Thoughtfully constructed spaces that anticipate and provide for the specific needs of Veterans with SCI/D can reduce stress and make otherwise challenging activities more naturally accessible. Spaces of varying sizes with flexible accommodations and furnishings provide



opportunities for the patient to choose their level of comfort with active social engagement, passive recreation, or quiet solitude.

Providing the Veteran with autonomous control over their immediate lighting, temperature, and sound levels allows them to become more engaged with their environment and play an active role in their recovery process. This guide acknowledges technology and human-interface devices (in controls, lighting, and environmental monitoring) are constantly being improved and developed. The project team is expected to examine the current state of best practices, products, and technology for a high quality and healing indoor environment and coordinate project specific solutions with Office of Construction and Facilities Management, Office of Healthcare Technology Management, and OI & T Standards.

2.4 TECHNICAL CONSIDERATIONS

2.4.1 VA Policies, Directives, Codes, and Standards

As an agency of the federal government, the VA functions as the Authority Having Jurisdiction (AHJ) for all VA facilities and projects and has the responsibility to guard public health and safety through enforcement of its own adopted codes and standards.

For VA owned properties the VA is not subject to local imposition of code enforcement procedures, such as drawing reviews, building permits, inspections, fees, etc. Local authorities should be notified about planned projects and given opportunity to review drawings provided that VA does not pay for review or inspection fees. For leased properties, the VA will be subject to codes and regulations of the local AHJ.

Planning, design, and construction of all VA SCI/D Centers must be in accordance with this Design Guide and with the latest editions and/or versions of all applicable VA policies and standards. Requirements in this Design Standard shall not be construed as authorization or permission to disregard or violate applicable local codes and regulations.

Please refer to section 1.1 Forward through 1.4 VA Policies/Standards and Industry Codes/Standards for additional information as subject to project-specific contract terms and professional responsibilities.

2.4.2 Site Considerations

Parking

Provide dedicated surface and/or structured parking with accessible parking spaces specifically for Veterans with SCI/D to allow for safe and easy access to SCI/D Acute Care Centers, SCI/D Long Term Care, and SCI/D Outpatient Clinics per the current version of the VA Parking Design Manual and Demand Model. Separate dedicated parking facilities are required if SCI/D Acute Care and Long Term Care units are not contiguous.

Accessible parking for SCI/D Centers is not to be included as part of the required accessible parking for a VA Medical Center.



Signage

Building identification and site signage for visitors, staff, and service accommodations, shall conform with the current VA Signage Design Guide and VA Parking Design Manual, including parking lot signage for dedicated Spinal Cord Injury Center or Outpatient Clinic permit parking spaces.



Figure 2.17 Spinal Cord / Permit Parking Signage

Covered Entry

As part of the building and site design, provisions for a dedicated covered entrance at the primary access point to the SCI/D Center is required. Provide canopy coverage to accommodate a minimum of two parked vehicles with appropriate width to allow for passage of an additional lane of vehicular traffic. Clear height from the paved surface to the underside of the canopy shall be designed to allow clearance for accessible vans and large emergency vehicles.

Physical Security

The VA has developed two separate Physical Security Design Manuals for VA Facilities, either Life Safety Protected Facilities or Mission Critical Facilities. Provisions for physical security design shall follow the appropriate guidelines dependent upon the VA defined requirements of a facility as either Life Safety only or Mission Critical.

2.4.3 Architecture and Interiors

Refer to the VA Room Finishes, Door & Hardware Schedule Program Guide (PG 18-14) for specific information.

Natural Lighting

Daylighting can be used to offset demand for artificial lighting, increase building energy efficiency, and improve patient comfort and recovery times. Consideration early in the design process is critical to maximize the benefits. If daylighting is not sufficiently provided to patient care spaces via exterior windows, additional skylighting, tubular daylighting devices, or artificial lighting attuned for project specific needs shall be considered.



Corridors

Corridors shall be designed to a minimum of 8 feet clear width to accommodate passage of equipment, gurneys, or wheelchairs within the SCI/D Center. In Outpatient Clinic spaces and non-patient areas where gurneys are not utilized, corridors may be a minimum of 6 feet in clear width.

Ceilings

Ceiling materials consist of acoustic ceiling tile (ACT) in patient rooms, common areas, staff spaces, and general circulation. Gypsum wallboard (GWB) shall be utilized in patient bathrooms, shower areas, and wet or humid environments.

Floors

Flooring materials within the SCI/D Center shall be slip-resistant surfaces appropriate for navigation by Veterans utilizing wheelchairs, walkers, or crutches. Materials should be selected based upon the following considerations:

- Level transitions between materials with no raised thresholds or transition strips
- Non-porous materials to facilitate infection control
- Ease of maintenance
- Readily cleanable
- Water and chemical resistant
- No reflective or glossy surfaces
- No slippery materials or area rugs
- High density, low pile, non-padded carpet surfaces (non-patient areas)

Partitions

Due to the prevalence of gurneys, wheelchairs, and mobility assistance devices throughout the SCI/D Center, consideration shall be given to the durability of partitions. Modern motorized wheelchairs can be significantly taller than standard manual chairs, requiring wall protection to be installed at a higher level above finished floor.

Acoustics / Noise Control

Noise intrusion should be minimized by coordinating the design of the physical environment and the selection of operational systems and equipment, including sound transmission between adjacent rooms and sound generated from outside the patient rooms, either from within the department or outside the building. See PG 18-3 – Design And Construction Procedures.

Doors

Acute Care patient bedrooms and Long Term Care resident rooms shall have 5' minimum door widths, with unequal leaves (48" and 12") to accommodate passage of persons or equipment.



Automatically operated power door openers and surface mounted sliding doors shall be utilized where indicated by PG 18-14 and otherwise appropriate to provide ease of access and maximize available floor space.

Casework

Casework storage systems should be configured for flexibility including the use of typical modular dimensions for ease of design, installation, and re-use applications. Casework systems should be integrated with space planning activities to avoid corner installations and minimize filler panels.

Countertops

For all clinical and clinical support areas, countertops shall be made of impervious solid surface material, with integral sinks where indicated by PG 18-5, which offers long-term durability and resists chipping and staining from medical agents expected to be used in clinical environments. Plastic laminate veneer materials may be used in non-clinical staff and administrative areas. Surfaces intended for use by Veterans with SCI/D and clinicians or staff should be considered for height-adjustable capabilities.

Interior Finishes

The following key factors have an impact on the built environment and user experience, and shall be considered during the design process:

- Maintenance
- Durability
- Life Cycle Cost
- Warranty
- Therapeutic attributes (see 2.3.2 Healing Environments)

Additionally, designers should specify materials that maximize infection control, including but not limited to upholstery fabric with special coatings and moisture resistant backings.

Wayfinding

Wayfinding signage and systems shall be clearly displayed and fully accessible to Veterans and users with impaired range of motion and/or limited range of vision, either vertically or laterally. Interaction with wayfinding systems shall be equally optimized whether the Veteran is in a standing, seated, or prone position. Organizing the department to allow for intuitive wayfinding with clear delineation of staff spaces and patient/visitor spaces helps reduce stress and aid efficient operations. Refer to the VA Signage and Wayfinding Design Manual for specific information.

2.4.4 Heating, Ventilation, and Air Conditioning Systems

HVAC systems shall be provided to heat, cool and ventilate individual rooms or areas as required to satisfy design criteria. The HVAC system shall comply with all NFPA Codes (with the specific exceptions of NFPA 5000 and NFPA 900), and the current version of Department of



Veterans Affairs (VA) HVAC Design Manual, VA Design and Construction procedures, VA Master Construction Specifications and VA Standard Details, where applicable. The current VA design and construction criteria are available online in the VA Technical Information Library (TIL). Any deviations from the VA guidelines must be approved by the VA Administration acting as AHJ and be documented with basis rationale in the project record. Where specific VA requirements are not available or indicated in the document, design criteria from industry standards such as American Society of Heating, Refrigeration, and Air-conditioning Engineers (ASHRAE), National Fire Protection Association (NFPA), and Department of Energy (DOE), etc., shall be submitted to the VA for review and approval.

2.4.5 Plumbing Systems

The plumbing and medical gas systems shall comply with the current version of Department of Veterans Affairs (VA) Plumbing Design Manual, VA Design and Construction Procedures, VA Master Construction Specifications, VA Standard Details, and International Plumbing Code, where applicable. Any deviations from the VA Standards must be approved by the VA-CFM Consulting Support Services or Facility Standards Services. Where state or local codes are more stringent than the above requirements, submit criteria to the VA for review and approval. In addition, all required plumbing fixtures shall comply with the current version of the Architectural Barriers Act Accessibility Standard (ABAAS).

2.4.6 Lighting and Power Systems

Lighting: The Lighting Design Manual provides A/E guidance for lighting systems such as design parameters and recommended types of luminaires. The A/E has the option of using either fluorescent or LED lighting technology. The A/E shall follow the Reflected Ceiling Plan in Section 4 – Design Guide Plates for the placement of luminaires, provided the placement meets the project design criteria. However, the A/E shall be responsible for the final placement of luminaires as shown on contract drawings. The A/E shall select appropriate number of lamps or LED panels in each luminaire to render the required illuminance level for each room and task.

Power: The A/E shall provide electrical power system design for all electrically operated equipment. The A/E shall confirm electrical requirements of all equipment to provide proper design and accurate load calculations and show appropriate receptacles or hardwire connections. Floor mounted receptacles shall not be installed in any rehab therapy or gym spaces, nor any areas where they may present a tripping hazard or obstacle to the safe ambulation of Veterans with SCI/D.

2.4.7 Communication Systems

Nurse call, physiological monitoring, telecommunication, facility sound/annunciators, and computer systems shall be provided as required to satisfy design criteria. Nurse call systems for SCI/D installations are specifically designed to accommodate the various levels of mobility restrictions experienced by Veterans with SCI/D and are not equivalent with typical call systems used in VA facilities. Activation and control systems for nurse call, television, communications, lighting, and other systems, can utilize touchscreen, retinal tracking, sip/puff, and other



technologies as needed to provide for appropriate interface by the Veteran while occupying the patient/resident bed. The personal televisions connected to this system are allowed to be procured with project funds.

All communication systems shall comply with the current version of Department of Veterans Affairs (VA) OI & T Standards as provided on the TIL: Telecommunications and Special Telecommunications Systems Design Manual, VA Design and Construction Procedures, VA Master Construction Specifications, and VA Standard Details.

2.4.8 Fire Protection and Life Safety

Fire Detection and Sprinkler System: Hazard classification indicated on the room data sheets is based on the Occupancy Hazard Definitions provided in NFPA 13. Provide fire alarm and detection systems in compliance with NFPA 101 and NFPA 72 as well as the VA Fire Protection Design Manual.

Coordinate the location of sprinklers with other ceiling systems in accordance with the current version of the VA Master Construction Specifications, VA HVAC Design Manual, and VA Plumbing Design Manual.

Fire Rescue and Utility Company Coordination: In general, local fire department officials and utility companies shall be included in major design and planning projects such as an SCI/D Center. The inclusive involvement and early coordination with these organizations will enhance development of the design decisions and mitigate potential problems related to emergency evacuation, electrical and water utility services, and communication systems.

SCI/D Long Term Care Resident Homes: Open kitchens with food preparation equipment in residential care environments have been addressed in NFPA 101 with the following provisions:

- Residential cooking equipment for warming or limited cooking is permitted without additional protections per NFPA 101 Section 18.3.2.5.
- Residential or commercial cooking equipment to prepare meals for 30 or fewer persons can be open to the corridor provided they meet the requirements of NFPA 101 Section 18.3.2.5.3.
- Residential or commercial cooking equipment to prepare meals for 30 or fewer persons are also allowed provided they are separated from the corridor and meet the less stringent requirements of NFPA 101 Section 18.3.2.5.4.

2.4.9 Energy Conservation

The mission of the VA and other federal agencies includes the protection and preservation of America's natural resources. Designs optimized for conservation of energy and other resources will contribute to achieving these missions and will help to minimize environmental and air-quality pollution. Medical studies have found that pollutions associated with fossil fuel extraction and energy production impact vulnerable populations to a significant degree, creating an inherent conflict with the VA obligation to provide a continuum of safe, secure, high quality, high performance, and high value environments of care and service for Veterans.



The architectural design and construction industry have produced a number of practices and procedures for modeling and delivering energy conservation measures which should be considered. The federal government and VA provide numerous references and design guidelines for their selected methods as well. The design team is tasked with appropriately combining these with their own best practice standards, such as ASHRAE 90.1 (or IECC in the current edition which includes various approaches), the AIA's *An Architect's Guide to Integrating Energy Modeling in the Design Process*, Zero Energy Building Certification, and the *Architecture 2030 Pallet*. Consideration should include ASHRAE 209-2018, *Energy Simulation Aided Design for Buildings except Low Rise Residential Buildings* (or the most current version), as an optional standard that defines common language and consistent energy modeling procedures. This lexicon may assist project teams in delivering the proper building energy simulation and analysis. It should be noted that not all energy modeling procedures are recommended for all projects. Minor projects should follow a limited selection, perhaps 3 to 5 of the procedures, each at a different project milestone or phase to deliver a high-performance building.

Building-specific energy meters (for verification and further conservation efforts by VA facilities), consideration of renewable energy sources, energy efficient products such as LED light sources, and efficient process equipment are also required when available by VA Guides and Manuals, including but not limited to the VA Sustainable Design Manual, VA Directive 0056 – VA Sustainable Buildings Program, VA Directive 0055 – VA Energy and Water Management Program, and previously referenced documents.

2.4.10 Spinal Cord Injury/Disorders Aquatic Therapy

Aquatic therapy pools within SCI/D Centers typically require a water temperature of 92-93 degrees F for patient use, though Veterans with Multiple Sclerosis (MS) require a water temperature of 83-84 degrees F. Standard pool design criteria for SCI/D Aquatic Therapy provides for two separate pool basins, allowing for individual temperature settings as needed to meet patient needs. Facilities authorized for two basins should consider combining space for pool decks, lockers, changing rooms, pump/chemical rooms, HVAC system dedicated for aquatic space, and similar adjacent or dedicated functions. If the aquatic therapy pool has a single basin, pool pumps and heating equipment shall be designed to accommodate quick water temperature changes, allowing Veterans with varied diagnoses to use the facility on the same day, based on a given schedule.

Aquatic Therapy pool design shall consider appropriate rehabilitative equipment and technology, including adjustable height floor, underwater treadmill and exercise bikes, and resistance jets, as well as Recreational Therapy equipment as required for a particular installation. Pool should be sized to accommodate several Veterans along with trained staff, and able to be configured to support both therapeutic and recreational activities.

Ceiling lifts, electronics, communications devices, and any other equipment or materials in the aquatic therapy areas shall be specified for wet and chemical environments. The emergency call system shall be designed and equipped to allow for activation from directly within the pool, without requiring staff to get out of the water.



3.0 FUNCTIONAL CONCEPTS

3.1 GENERAL

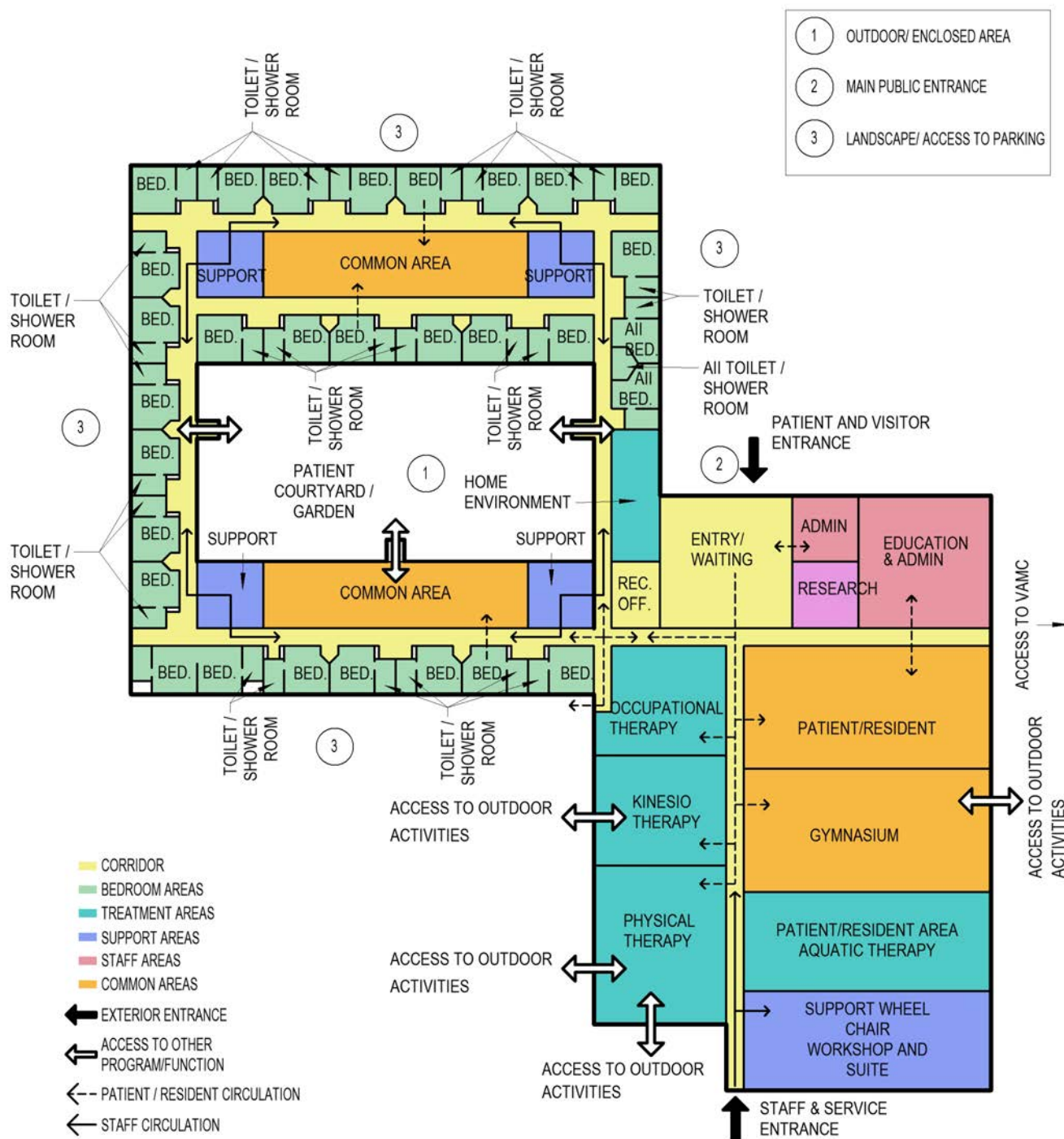
The diagrams in the following section show general adjacencies for the overall SCI/D Center, Acute Care Patient Care Unit, Outpatient Clinic, SCI/D Long Term Care, Long Term Care Resident Home, and Rehabilitative Therapy spaces, along with workflow diagrams for the major SCI/D components.

Each facility will be unique with varying staff and spatial needs. As such, the various adjacency and workflow diagrams in this section are not meant to be a prescriptive, all-encompassing template. They are intended to give the design team a starting point to base future discussions with the SCI/D team and develop an appropriate concept to carry forward into the design process.

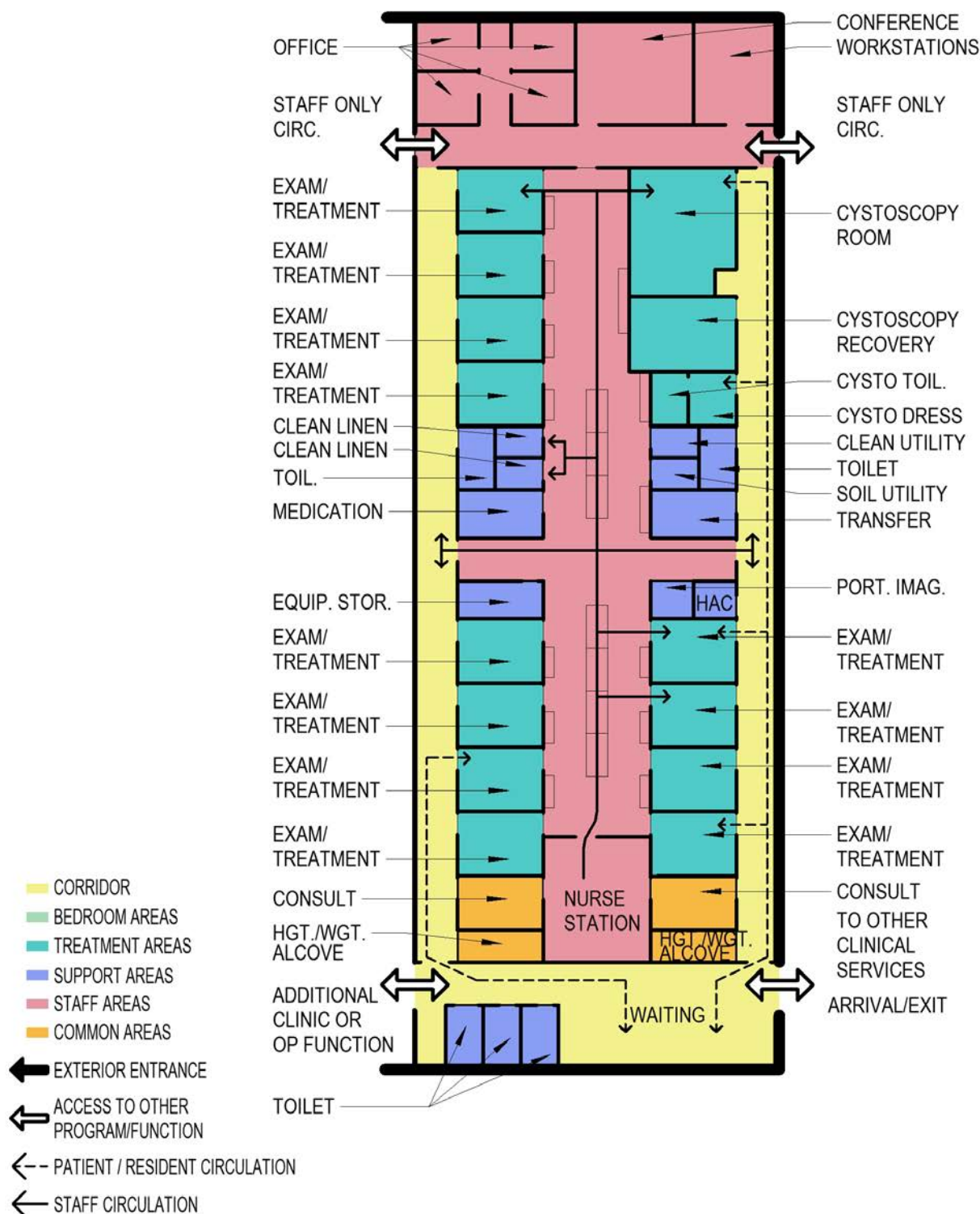


3.2 ADJACENCY DIAGRAMS

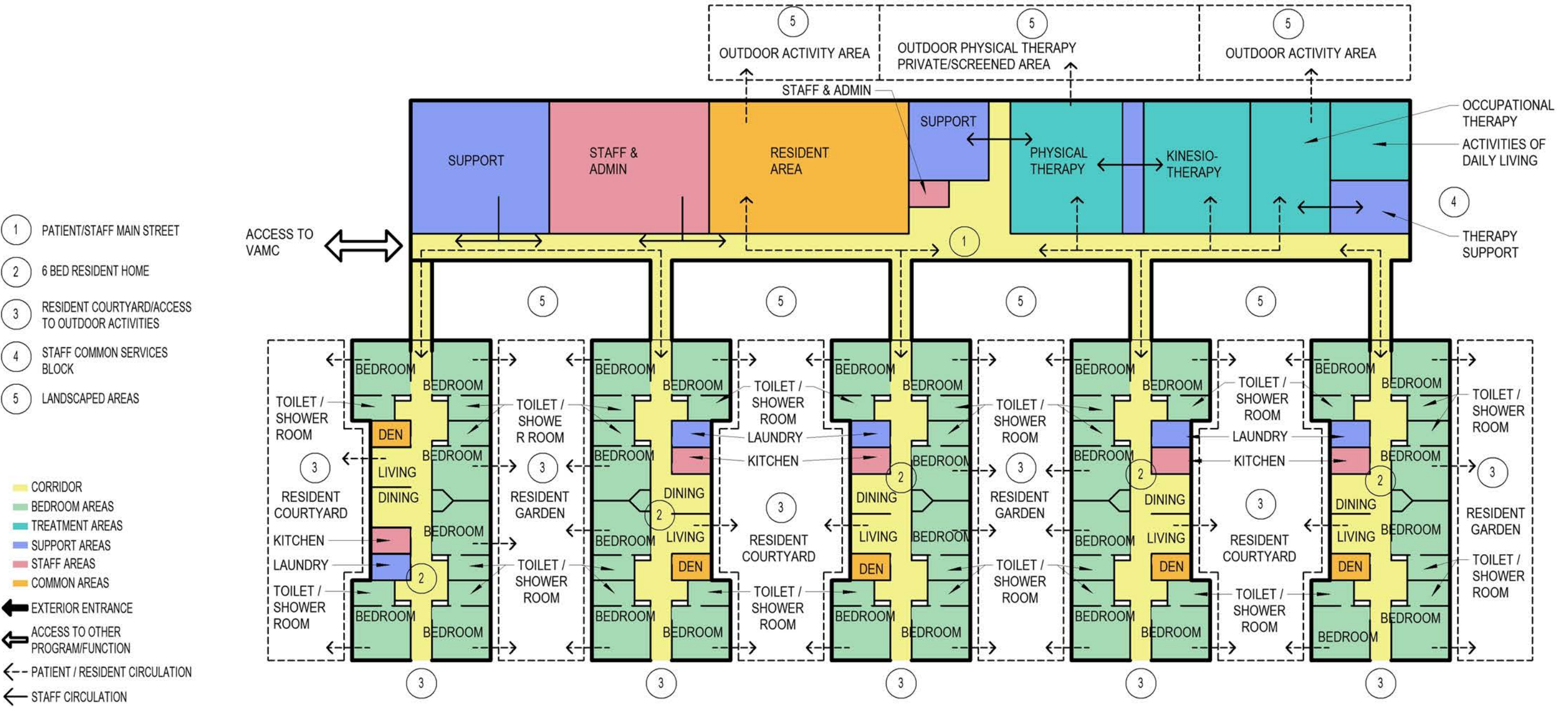
3.2.1 SCI/D Acute Care



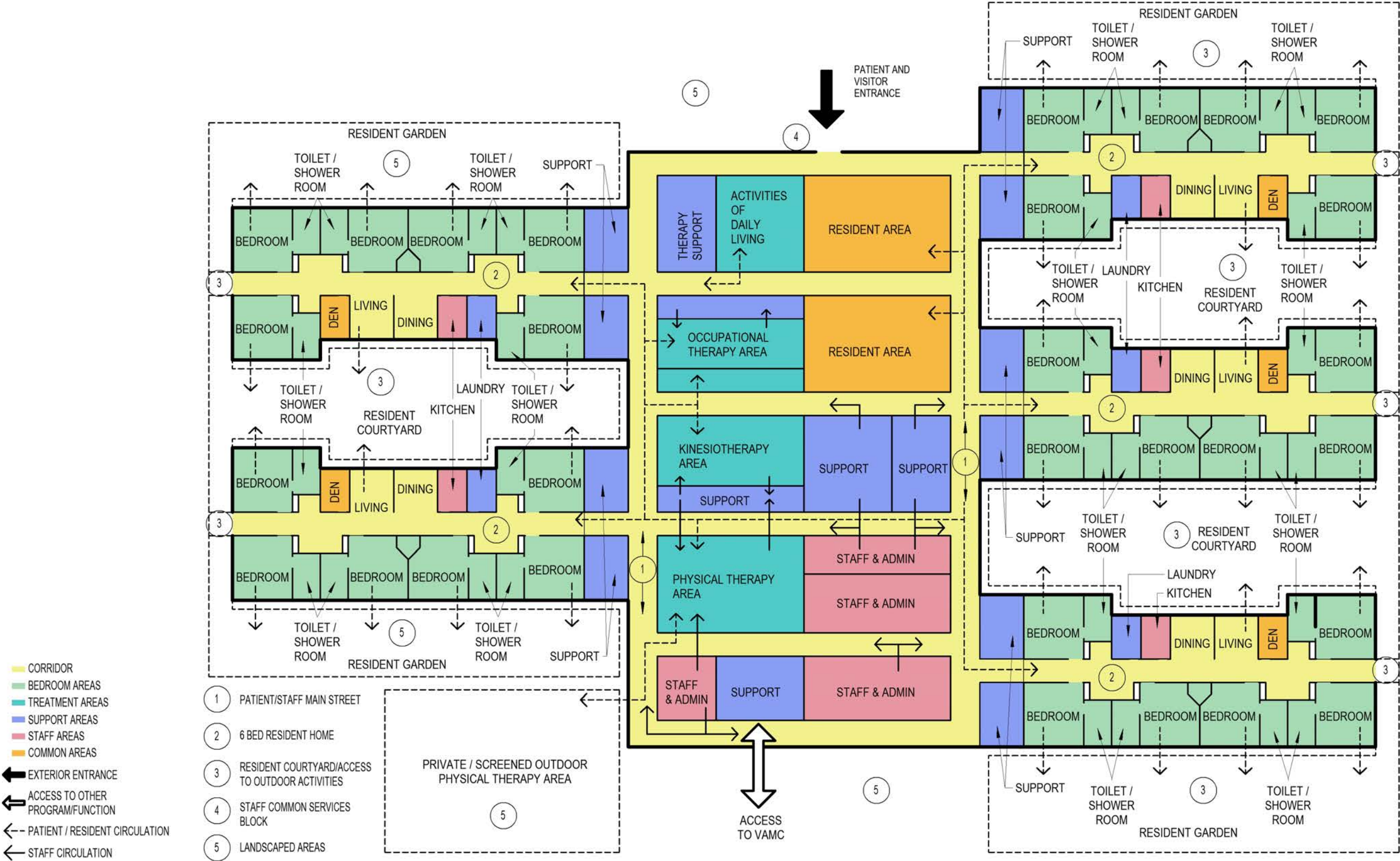
3.2.2 SCI/D Outpatient Clinic - PACT Model



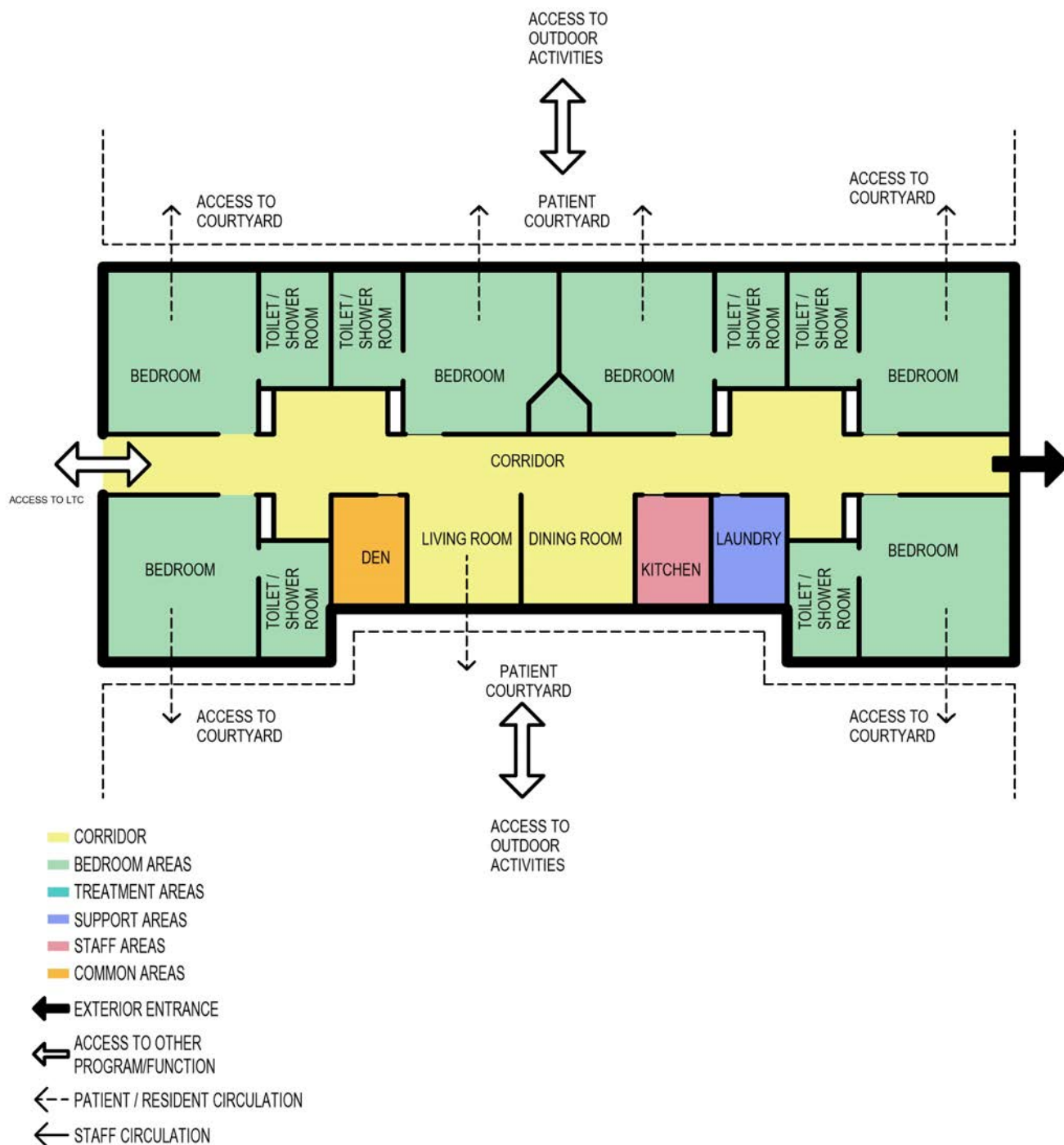
3.2.3 SCI/D Long Term Care – Option 1



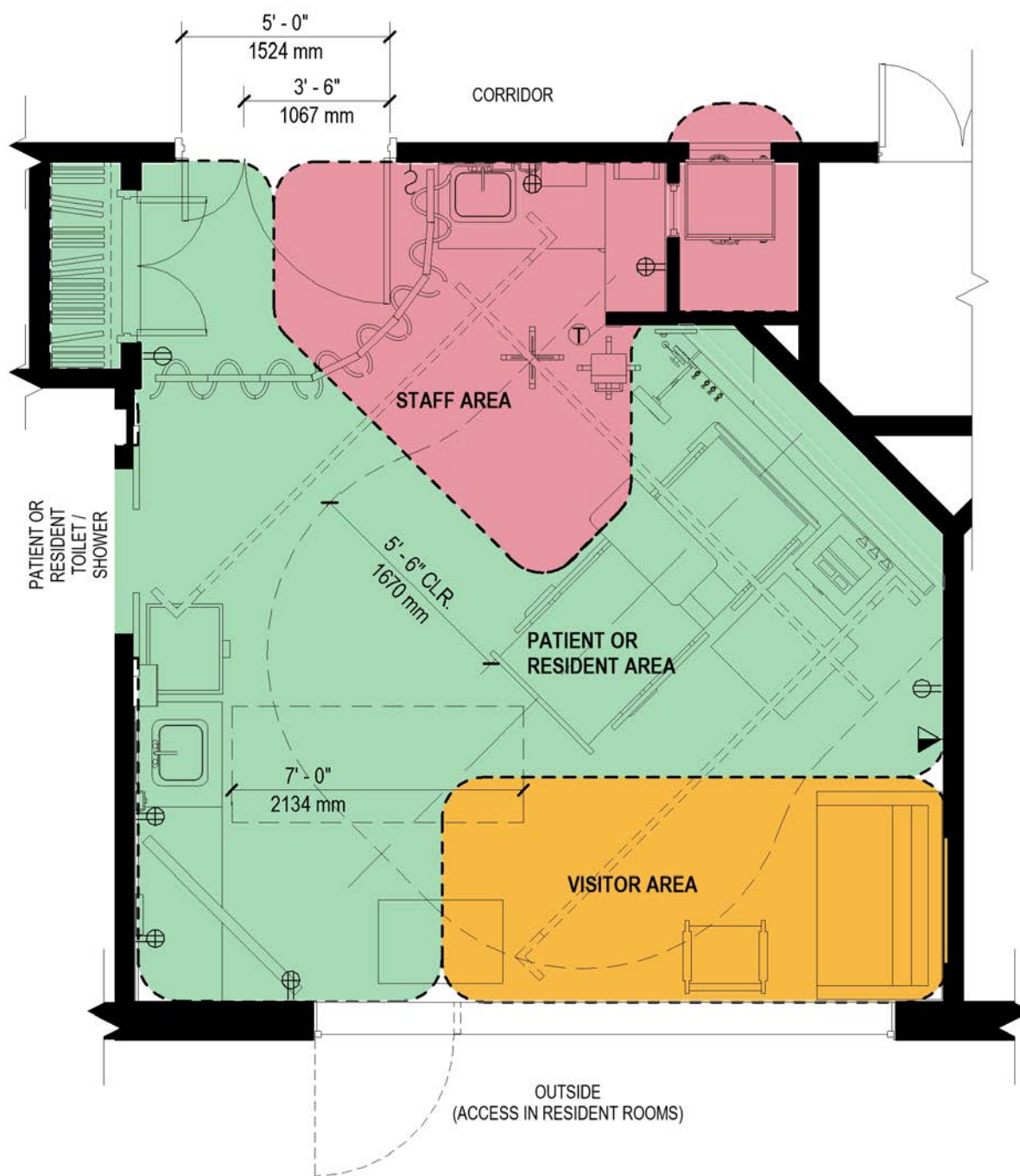
3.2.4 SCI/D Long Term Care – Option 2



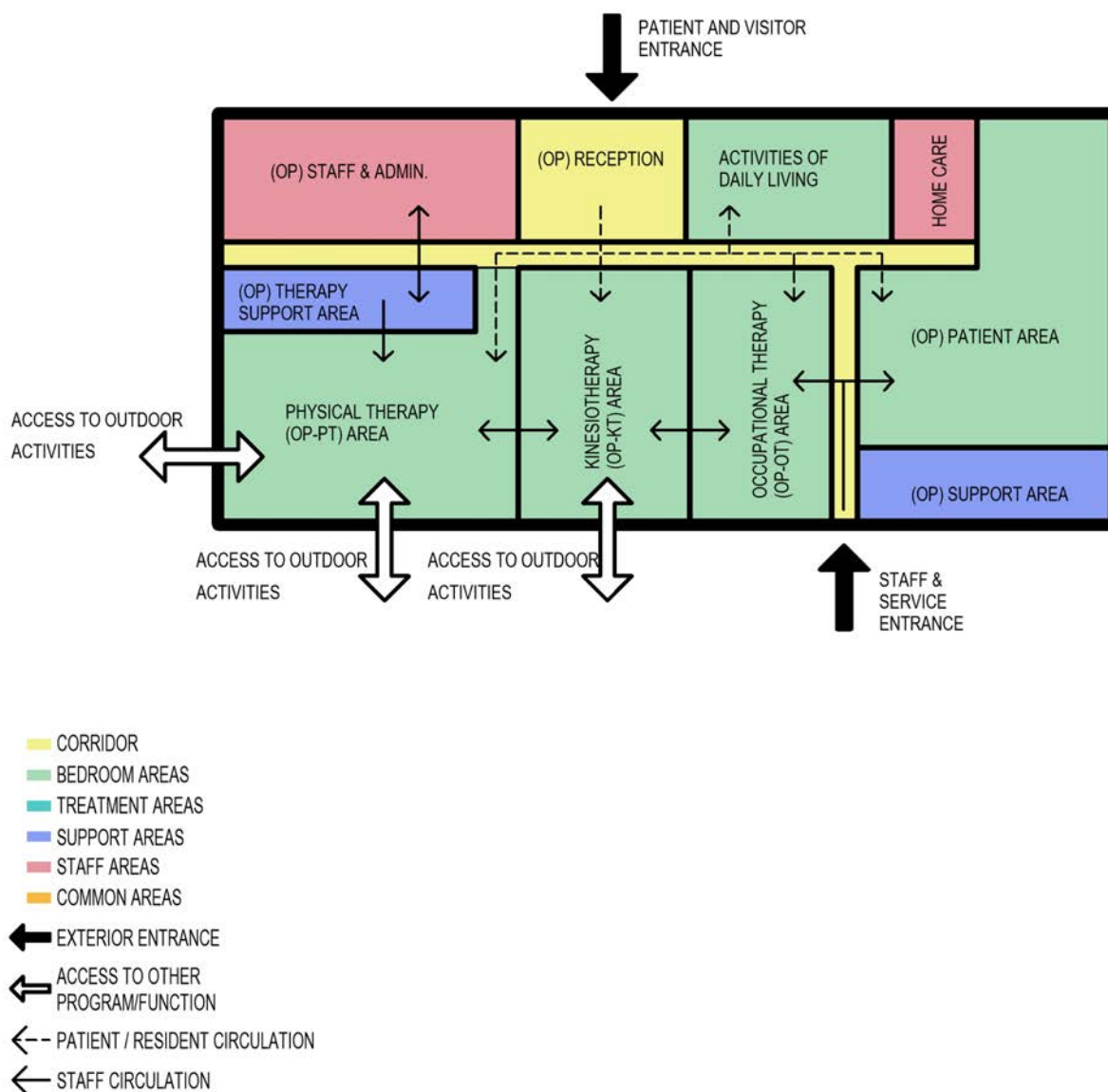
3.2.5 SCI/D Long Term Care Resident Home



3.2.6 Patient/Resident Bedroom Zone Diagram



3.2.7 SCI/D Outpatient (OP) Rehabilitative Therapy



4.0 ROOM TEMPLATES

4.1 GENERAL

4.1.1 Introduction

The Room Templates included in this Design Guide are intended as general representations of typical furniture and equipment layouts, space configurations, and functional and utility support needs. The Room Template reflected ceiling plans are a representation of HVAC diffusers/grilles, sprinklers, lighting, patient lifts, and other ceiling-mounted equipment locations.

The Room Templates were developed as a design tool to assist the Project Team in understanding the choices to be made during design, and to assist designers in understanding VA's space and functional requirements for SCI/D Centers. The Room Templates are not intended to be project specific and are not meant to limit design opportunities.

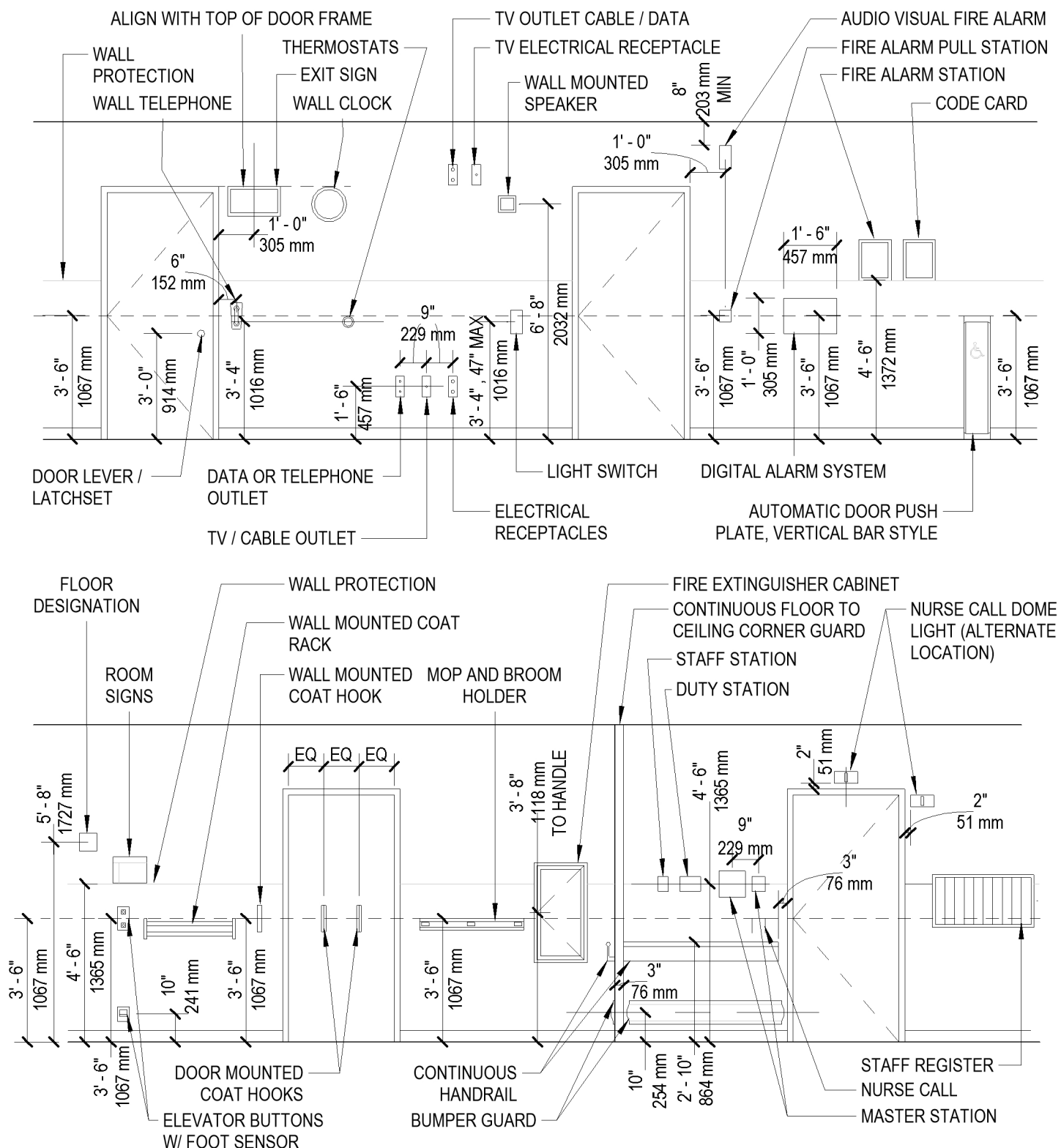
While these Room Templates provide information on a selection of SCI/D spaces, it is not possible to foresee all potential variations or future requirements. A project-specific space program shall be used as the basis for individual project design. These Room Templates are intended to be reviewed against project-specific criteria and any identified special requirements. Designers are tasked with reviewing the latest guidance on healing environments and SCI/D industry trends and interviewing the project stakeholders for feedback on the goals, intents, and requirements for any specific project.

As equipment requirements and technologies are continually evolving, equipment manufacturers shall be consulted for the most current specifications, including actual dimensions, weights, clearances, and utility requirements. Refer to all floor plans, reflected ceiling plans, elevations, and equipment lists to get the full range of requirements. The JSN numbers listed on the plans may not reflect all equipment to be provided for the space and should be reviewed against SCI/D Equipment Guide List PG 18-5 and confirmed with project stakeholders.

Refer to SCI/D Space Planning Criteria PG 18-9 Chapter 104 for a cross reference to the Room Names and Room Codes used in this section.



4.1.2 Standard Mounting Heights



NOTE: Provide minimum of 29" vertical knee space below all countertops, transaction counters, sinks, drinking fountains, etc... A/Es shall coordinate final and specific mounting heights with clinical staff, PVA, and caregivers for each location and space use.



4.1.3 Anthropometrics

The anthropometric diagrams on the following pages provide graphical information regarding the size, clearance, and reach ranges of persons using either a wheelchair or gurney / litter for ambulation. The dimensions and descriptions are intended to assist the designer when considering spaces for use by Veterans with SCI/D, including room layout and configuration, maneuvering clearances, furniture and casework installations, wall mounted equipment, switches, controls, and signage.

Refer to section 1.4.1 VA Policies / Standards for a listing of codes, design standards, and directives to be used for all VA SCI/D design and construction projects, including the Barrier Free Design Standard PG 18-13.



Wheelchair Dimensions

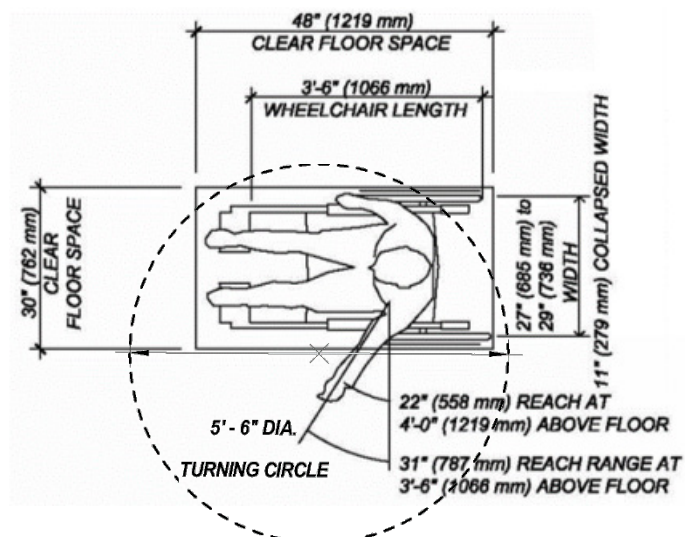


Figure 4.1 Wheelchair Size and Clearance

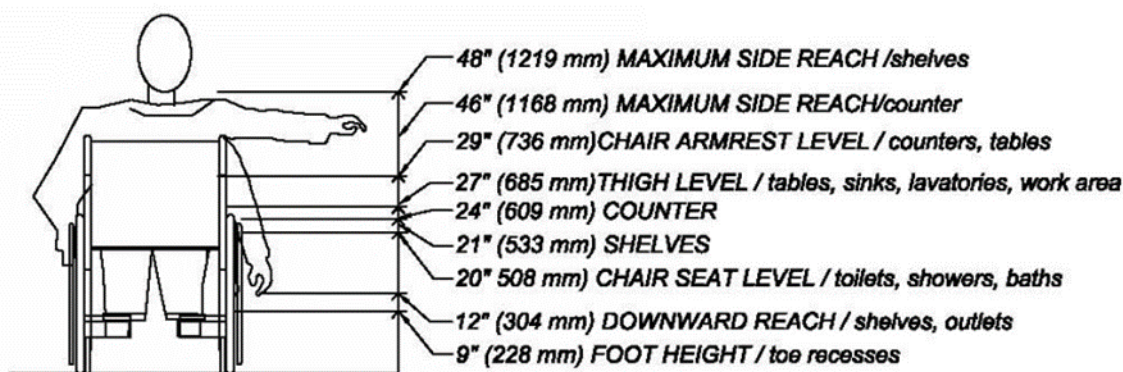


Figure 4.2 Wheelchair Side Reach

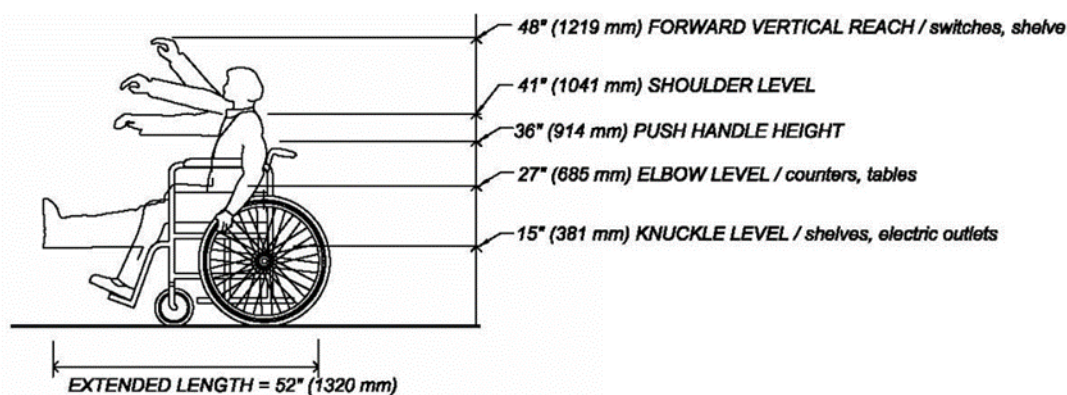
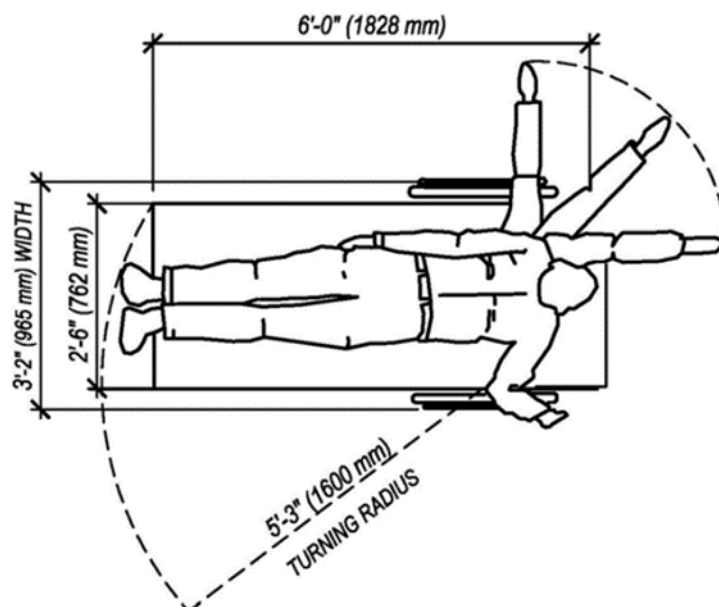
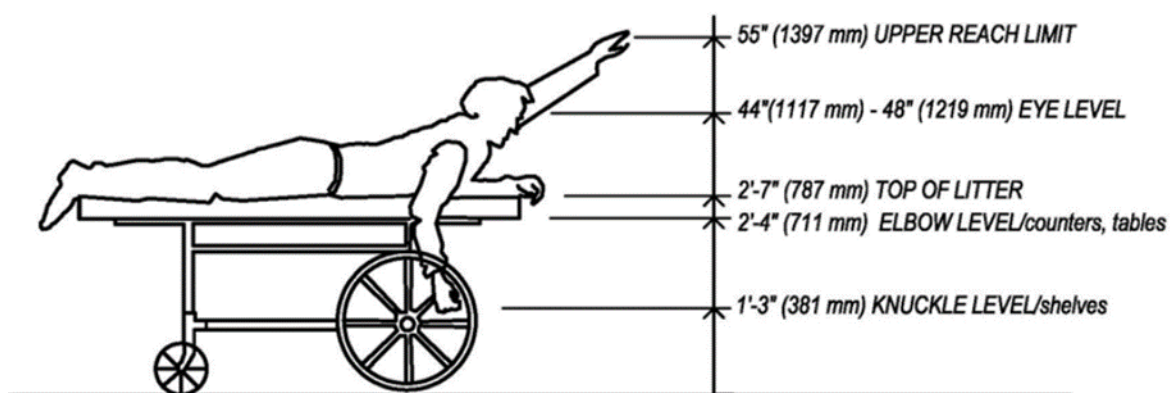


Figure 4.3 Wheelchair Front Reach



Gurney / Litter Dimensions**Figure 4.4 Gurney / Litter Size and Clearance****Figure 4.5 Gurney / Litter Vertical Reach**

4.1.4 Legend of Symbols

ROOM NAME ROOM CODE	ROOM TAG	JSN# TYPE COMMENTS	EQUIPMENT JSN NUMBER & NAME		ELEVATION REFERENCE
	CENTERLINE MIRROR-LINE		OVERHEAD LINES		CLEARANCE LINES
	2X2 ACOUSTIC CEILING SYSTEM		COMPOUND CEILING, GYPSUM BOARD ON METAL STUD		SPRINKLER HEAD
	2X4 TROFFER LIGHT FIXTURE		2X2 TROFFER LIGHT FIXTURE		RECESSED CAN LIGHT FIXTURE
	EXHAUST REGISTER		RETURN REGISTER		SUPPLY DIFFUSER
	SINGLE SWITCH PLAN		MULTIPLE SWITCH PLAN		DIMMER SWITCH PLAN
	SWITCH ELEVATION		SWITCH ELEVATION		SWITCH ELEVATION
	WALL MOUNTED TELE OUTLET		WALL MOUNTED DATA OUTLET		FLOOR MOUNTED DATA OUTLET (NOT USED)
	WALL MOUNTED DUPLEX OUTLET PLAN		WALL MOUNTED GFI OUTLET PLAN		WALL-MOUNTED QUADRAPLEX OUTLET PLAN
	OUTLET ELEVATION		OUTLET ELEVATION		OUTLET ELEVATION
	DIFFERENTIAL AIR PRESSURE MONITOR PLAN		SPECIAL OUTLET		TELEVISION OUTLET
	DIFFERENTIAL AIR PRESSURE MONITOR ELEVATION		MEDICAL AIR		OXYGEN
	THERMOSTAT PLAN		EMERGENCY SHUTOFF		SLOT SUPPLY DIFFUSER
	THERMOSTAT ELEVATION				



4.2 ROOM TEMPLATES

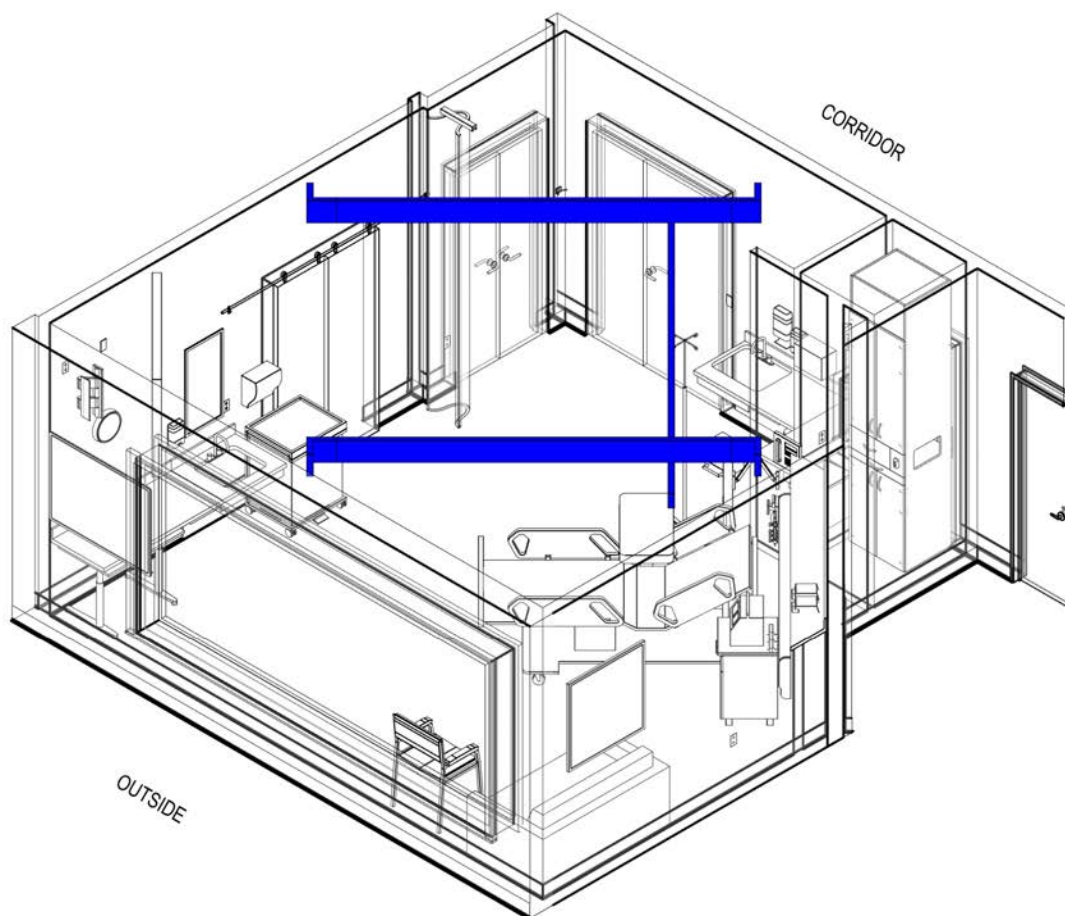
The Room Templates listed in this chapter include an interactive axonometric (in isometric projection), floor plan, reflected ceiling plan, elevations, room data sheets and the equipment list of each space.

*Disclaimer: Room Templates are graphical representations of a programmed size for selected room types that illustrate the integration of space, components, systems, and equipment. They provide typical configurations and general technical guidance and are not intended to be project specific. Specific infrastructure design requirements are contained in VA Design Manuals and Space Planning Criteria located in the VA Technical Information Library (TIL).



4.2.1 AC Patient Bedroom, SCI (ISC05)

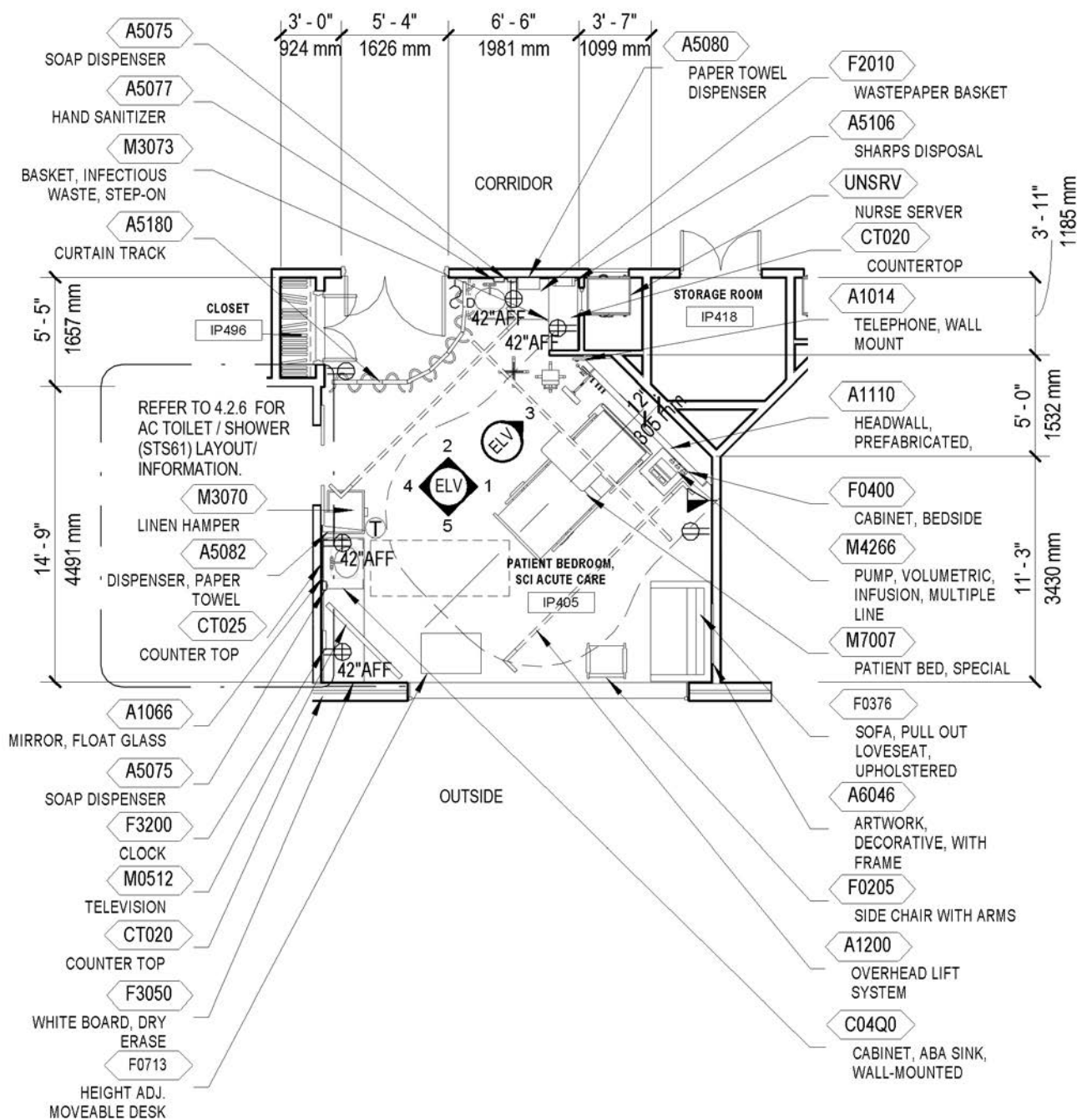
Isometric



350 NSF (32.5 NSM)



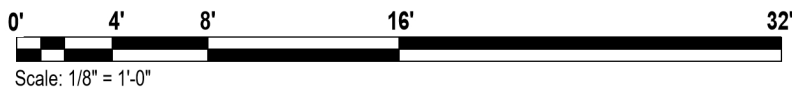
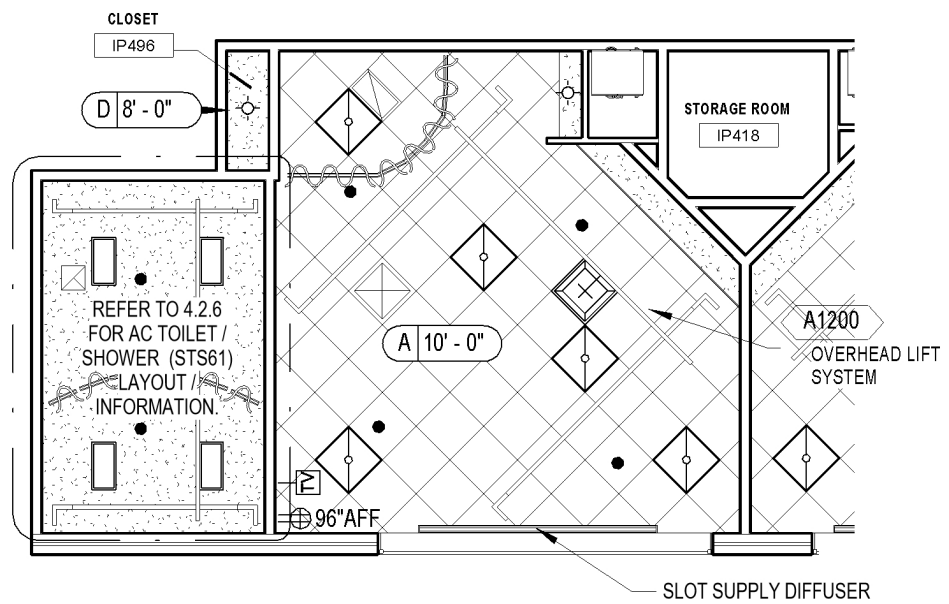
Floor Plan



350 NSF (32.5 NSM)



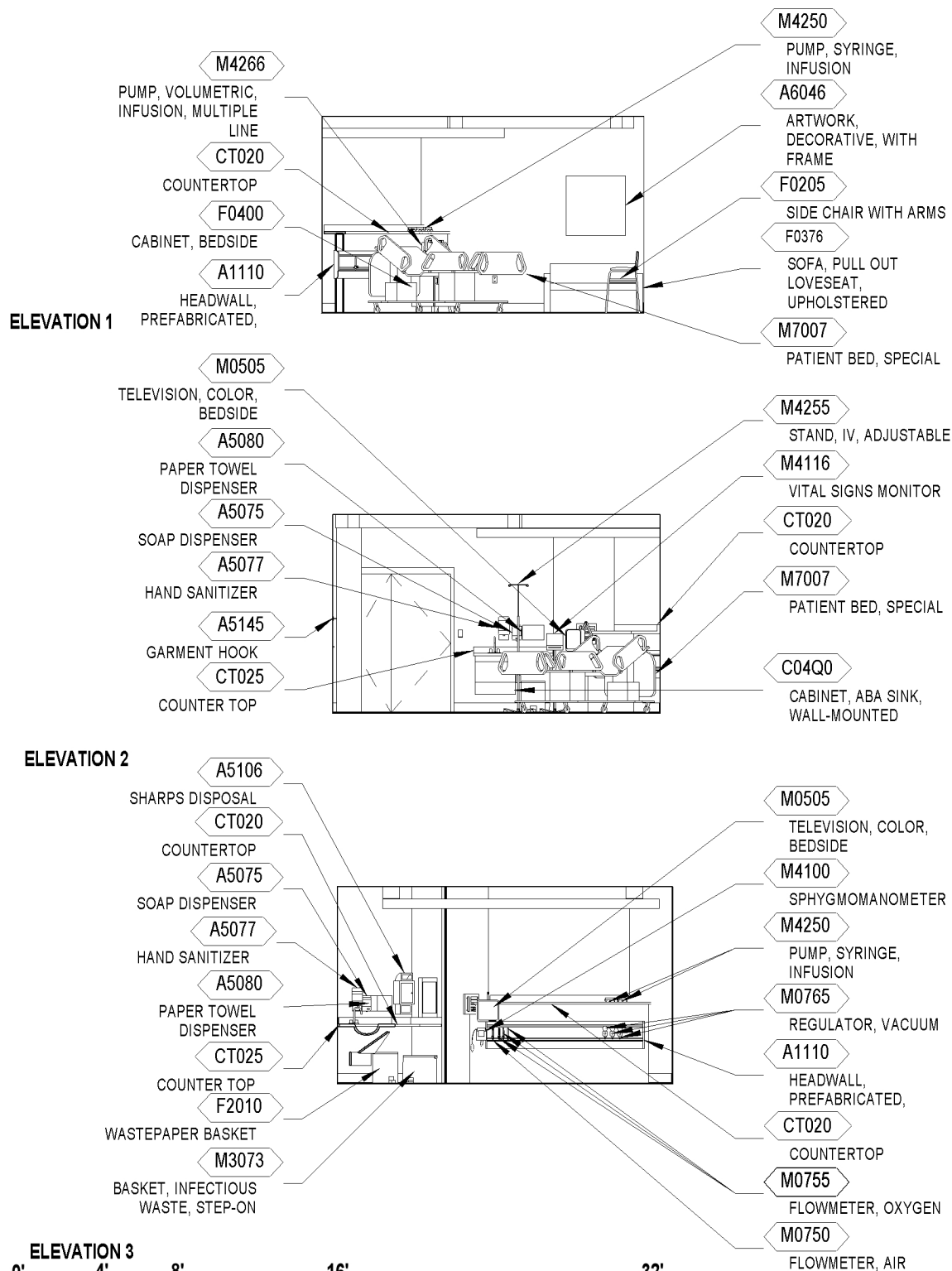
Reflected Ceiling Plan



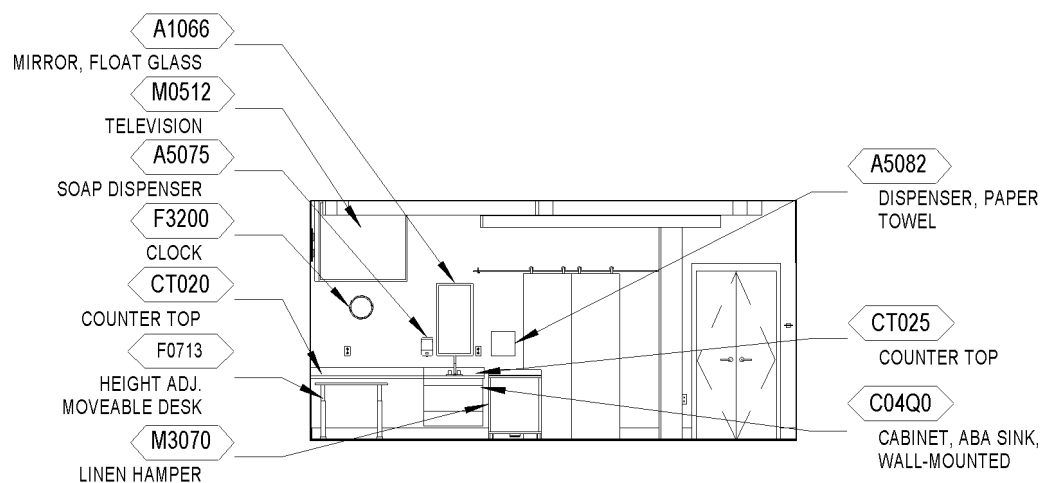
350 NSF (32.5 NSM)



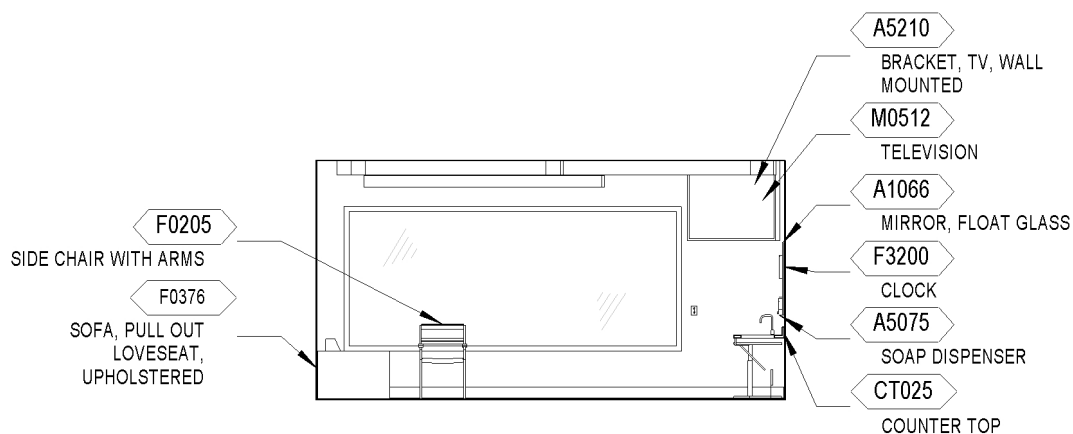
Elevations



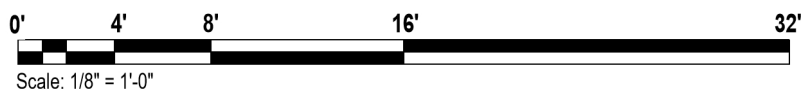
Elevations



ELEVATION 4



ELEVATION 5



Room Data

ARCHITECTURE & INTERIOR DESIGN

Ceiling Type	m:AT
Ceiling Height	10'-0"
Wall Finish	m:GWB [64] f:P m:RWC [54] h:4'-8" at exposed corner and travel routes
Base	m:RB h:4"
Floor Finish	m:LVT
Slab Depression	No
Doors	M:Wood t:3,5 dg:T s:XN
Hardware	Hw:8B

Refer to current version of Interiors Design Manual PG-18-10, and Program Guide, Room Finishes, Door, & Hardware Schedule PG 18-14.

POWER

Normal Power: To be connected to selected receptacles and equipment.

Emergency Power: Critical branch of the EES to be connected to selected receptacles and equipment.

NOTES:

1. In addition to receptacles located in Patient Bed Service Wall, provide two receptacles at each side of the headwall at each bed
2. Provide one dedicated duplex for every television at 18" below finished ceiling.

HVAC

Refer to current version of HVAC Design Manual for Spinal Cord Injury/Disorders Center Room information.

LIGHTING

Refer to current version of Lighting Design Manual for Section 4.3.4 Patient Room, General lighting design considerations.

NOTES:

1. Review light control locations within room with users to determine best location for room function.
2. Consider the occupants mobility, movement, and anthropometrics when selecting and locating occupant sensing technology.



COMMUNICATIONS

Data (general and at headwall)	Yes
Telephone	Yes
Television, MATV	Yes
Television, MATV at headwall	Yes
Duress Alarm	No
Electronic Access	No
Intercom	Yes
Nurse Call, Special (SCI/D)	Yes
Motion Intrusion Detection (MID)	No
Public Access	Yes
Security Surveillance Television (SSTV)	No
Motion Sensor	No
Clock	Yes
Wi-Fi	Yes
Refer to current version of the Telecommunications Design Manual.	

FIRE PROTECTION

Alarm Detection	Yes
Alarm Annunciator	No
Sprinkler	Yes
Hazard Type	Light
Refer to current version of the Fire Protection Design Manual.	

MEDICAL GAS

Oxygen	Yes
Medical Air	Yes
Medical Vacuum	Yes

Refer to the current version of the Plumbing Design Manual.

PLUMBING

Cold water	Yes
Hot water	Yes
Waste	Yes

Provide plumbing fixtures indicated by design guide plate and meet requirements in the current version of the Plumbing Design Manual and Division 22 Specifications.



Equipment List

JSN	NAME	QTY	ACQ/INS	DESCRIPTION
A1014	Telephone, Wall Mounted, 1 Line, With Speaker	1	V / V	Telephone, wall mounted, 1 line, with speaker.
A1066	Mirror, Float Glass, With SS Frame	1	C / C	A high quality 1/4" polished float glass mirror 36X18, framed in a one-piece, bright polished, stainless steel channel frame with 90° mitered corners. All edges of the mirror are protected by absorbing filler strips. Mirror has a galvanized steel back with integral horizontal hanging brackets and wall hanger for concealed mounting. For mounting above single wall mounted lavatories located in toilet areas, Doctors examination offices, etc. May also be used above double lavatories, either wall or countertop mounted, found in restroom areas.
A1110	Headwall, Prefabricated, General, 1-2 bed	1	C / C	1-2 bed, general, prefabricated headwall. Unit consists of a patient service module for general care, single or double bed type. It contains lighting, medical gases, electrical outlets, nurse call and bed bumper. Specify number and type of medical gas and electrical outlets. Size of module will vary by type and configuration of outlets.
A1200	Lift System, Overhead,	1	V / C	An overhead ceiling mounted rail system specifically designed for patient lifting and movement within a patient room. The system will consist of recessed or ceiling mounted primary and secondary rails, lift motor with carriage, patient harness or seat, and a hand controller or control box with charger (other charging options may be available). System will facilitate lifting and movement of patient to and from bed, to stretcher, chair or other requirements. Lifting capacity is 550 pounds. Custom design of track layout



JSN	NAME	QTY	ACQ/INS	DESCRIPTION
				by manufacturer is essential to meet individual facility requirements.
A5075	Dispenser, Soap, Disposable	2	V / V	Disposable soap dispenser. One-handed dispensing operation. Designed to accommodate disposable soap cartridge and valve.
A5077	Dispenser, Hand Sanitizer, Hands-Free	1	V / V	A touch free wall-mounted hand sanitizer dispenser. For use throughout a healthcare facility. Unit does not include the sanitizing liquid. Units are battery operated.
A5082	Dispenser, Paper Towel, Sensor, Hands Free	2	C / C	A surface mounted, sensor activated, automatic, roll paper towel dispenser. The unit dispenses a paper towel automatically only when hands are placed in position below the dispenser for maximum sanitation and hygiene. May include adjustable settings for sheet length, time delay, and sensor range. Unit is battery operated or with optional AC power adapter.
A5106	Waste Disposal Unit, Sharps w/Glove Dispenser	1	V / V	The unit is designed for the disposal of sharps and complies with OSHA guidelines for the handling of sharps. It shall house a 5 quart container and be capable of being mounted on a wall. It shall have a glove dispenser attached. The unit shall be secured by a locked enclosure.
A5145	Hook, Garment, Double, SS, Surface Mounted	1	C / C	A surface mounted, satin finish stainless steel, double garment hook. Equipped with a concealed mounting bracket that is secured to a concealed wall plate. For general purpose use throughout the facility to hang various items of apparel.
A5180	Track, Cubicle, Surface Mounted, With Curtain	1	V / V	Surface mounted cubicle track, with curtain. Track constructed of thick extruded aluminum. Equipped with self lubricating carriers, beaded drop chain hooks, and flame resistant curtain. To include removable end caps. Designed to be suspended



JSN	NAME	QTY	ACQ/INS	DESCRIPTION
				around patient areas where privacy is needed. Price listed is per foot of the track, curtains to be priced per quote.
A5205	Bar, Towel, 1" Diameter, SS, Surface Mounted	2	C / C	A surface mounted, satin finish stainless steel, 1" diameter, towel bar. Support posts and flanges are one piece, chrome-plated, cast heavy brass with satin finish. Towel bar shall not rotate within support posts. Available in 18", 24" and 30" widths. For general purpose use in shower or bathtub rooms. Pricing based upon a suggested standard width of 18".
A5210	Bracket, TV, Wall Mounted,	1	C / C	A surface mounted, articulated bracket for mounting large TV through wall board to blocking or studs.
A6046	Artwork, Decorative, With Frame	1	V / V	This JSN is to be used for determining and defining location of decorative artwork.
C04Q0	Height Adjustable Cabinet, ABA Sink, Wall-Mounted	2	C / C	Wall mounted sink support cabinet for drop-in sink with vertical fascia and angled ABA profile, also referred to as ABA sink cabinet. Removable front panel to permit access to plumbing. Medium density M-3 particle board core construction faced with high pressure vertical grade decorative plastic laminate on exposed surfaces and melamine on semi-exposed and concealed surfaces; plastic laminate edge banding. Includes all attaching hardware including support rail.
CT020	Countertop, Solid Surface	1	C / C	A solid, nonporous countertop with a smooth seamless appearance. Easy to clean and maintain and with proper cleaning does not support the growth of mold. An acrylic-based solid surface product. Standard thickness of 1", and a 4" butt backsplash/curb. Also referred to as a work surface or work top. Available in a choice of colors and depths. Used in lab and other hospital



JSN	NAME	QTY	ACQ/INS	DESCRIPTION
				areas requiring optimum physical and chemical resisting properties.
CT025	Countertop, Solid Surface with Sink Combination	2	C / C	A solid, nonporous countertop approximately 36"W x 22"D with a undercounter sink combination. The countertop is an acrylic-based solid surface product with a standard thickness of 1", and a 4" butt backsplash/curb. Surfaces will be easy to clean and maintain. Also referred to as a work surface or work top with sink. Available in a choice of colors, depths and sink shapes. Used for various applications in patient rooms, restrooms and throughout the facility. Usually a part of a casework interior design program. Unit does not include the drain and faucet.
F0205	Chair, Side With Arms	1	V / V	Upholstered side chair, 32" high X 21" wide X 23" deep with arms, padded seats and padded backs. Seat height is a minimum of 17". Available with or without sled base.
F0376	Sofa, Loveseat, Upholstered	1	V / V	Loveseat with metal or solid wood frame. Arms, back and cushions are foam padded and upholstered in woven textile fabric. Typically used in residential living room or family room setting. Seats 2 comfortably.
F0400	Cabinet, Bedside, Door, Drawer	1	V / V	Bedside cabinet for storage of both the patient's personal items and small patient support items. Approximately 31" high X 21" wide X 19" deep with one (1) drawer and one (1) closed storage closet. Drawer is removable so interior can be sanitized. May come in a 3 drawer version.
F0713	Height adjustable, Moveable Desk	1	V / V	36W x 24 D adjustable height electric pedestal table with C-foot configuration and integral wire management trough or tray. Height range varies by manufacturer, and model, approximately 22 to 48 inches.



JSN	NAME	QTY	ACQ/INS	DESCRIPTION
				Steel tube construction with powder coat finish, and 1 inch thick top with high pressure laminate or wood veneer surface. System includes integral electrical components (including control box, cable trough, power cord for table; U.L. listed pop-up power strip with minimum of two simplex receptacles, data and/or USB ports as needed per facility preference).
F0740	Table, Occasional, Lamp	1	V / V	Occasional lamp table (end table) approximately 20" high X 27" wide X 27" deep with choice of finishes (wood, oak veneer, or high pressure laminate).
F2010	Basket, Wastepaper, Step-On	1	V / V	"Step-on" wastepaper basket with inner liner and foot pedal activated flip top.
F2420	Lamp, Table, With Shade	1	V / V	Table lamp, 27-34" high X 6" wide X 6" deep with linen shade. Convenience outlet required at point of use.
F3050	Whiteboard, Dry Erase	1	V / V	Whiteboard unit, approximately 36" H x 48" W consisting of a white porcelain enamel writing surface with an attached chalk tray. Magnetic surface available. Image can be easily removed with a standard chalkboard eraser. For use with water color pens. Unit is ready to hang.
F3200	Clock, Battery, 12" Diameter	1	V / V	Clock, 12" diameter. Round surface, easy to read numbers with sweep second hand. Wall mounted unit for use when impractical to install a fully synchronized clock system. Battery operated, (batteries not included).
M0505	Television, Color, Bedside	1	V / V	Bedside color television. The small size allows the set to be mounted on a "gravity-free" support arm which permits the patient to position the TV for comfortable viewing. The television includes an earphone jack and an AM/FM radio. Database pricing includes television, support arm, support arm wall mount, remote



JSN	NAME	QTY	ACQ/INS	DESCRIPTION
				power supply and remote power supply wall mount. Power supply electrical requirement is approximately 1 amp at 120 V per television.
M0512	Television, HDTV, Large Screen, 60"	1	V / V	A high definition (HDTV) multimedia, slim design, 60"W to 65"W color television. The TV will have a 16.9 wide screen aspect ratio with full HD 1080p resolution and HDMI connections. TV may be LED, Plasma or LCD. TV will include a stand.
M0750	Flowmeter, Air, Connect w/50 PSI Supply	1	V / V	Air flowmeter. Unit has a stainless steel needle valve with clear flowtube for connection to 50 PSI air outlet from central pipeline system. Requires the appropriate adapter for connection to the wall outlet and fitting to connect to tubing. Database prices reflect fittings with an attached DISS power outlet. Other outlet and adapter configurations are available.
M0755	Flowmeter, Oxygen, Low Flow	3	V / V	Oxygen flowmeter. Consists of a clear crystal flowtube calibrated to 3.5 or 8 LPM depending on manufacturer. For oxygen regulation in hospital settings. Database pricing includes DISS fitting and DISS power outlet and wall adapter. Other fitting and adapter configurations are available.
M0765	Regulator, Vacuum	3	V / V	Vacuum pressure regulator for connection to central piped vacuum system. Standard display scale is graduated at least from 0 to 200 mm Hg of vacuum. Displays on specialized regulators may cover other vacuum ranges. Regulator type (continuous, intermittent, continuous/intermittent, surgical, pediatric, thoracic, etc.) as required. To be used in delivery, neonatal, pediatrics or any area where suction is required. Database pricing reflects continuous regulators graduated to 200 mm Hg with a full



JSN	NAME	QTY	ACQ/INS	DESCRIPTION
				line vacuum selection switch and DISS configured inlets and outlets.
M3070	Hamper, Linen, Mobile, w/Lid	1	V / V	Mobile linen hamper with hand or foot operated lid. Made of heavy tubular stainless steel with heavy gauge welded steel platform. Holds 25" hamper bags. Mounted on ball bearing casters. For linen transport in hospitals and clinics.
M3073	Container, Biohazard Waste, Step-on, Fire Safe	1	V / V	A biohazard waste container with a step-on lid. The container will have a capacity of approximately 12 gallons and be made of a fire safe material.
M4100	Sphygmomanometer, Aneroid, Wall Mounted	1	V / V	Aneroid sphygmomanometer. Unit is wall mounted and has large graphic dial display for easy reading from all angles. It has a 90 degree (angle) swivel and 10 degree (angle) forward tilt to reduce glare. Unit accuracy is within 1% of reading. Sturdy impact-resistant construction.
M4116	Monitor, Vital Signs	1	V / V	Electronic sphygmomanometer. LCD displays non-invasive blood pressure, pulse rate and temperature. Used in hospitals and clinics. Includes an optional mobile stand.
M4250	Pump, Syringe, Infusion	2	V / V	The infusion syringe pump ensures highly accurate volume delivery and consistent flow for small volumes (<50 ml) of pharmacologic agents or thick feeding solutions. It shall be small, lightweight construction, making it transportable. Shall have menu-driven programming capable of flow rates (e.g. 0.1 or 1.0 mL/hr) that are intended for long-term bedside use and/or critical care patient transport, plunger positioning sensor, LCD display for easy viewing, volume limit programming to serve as a convenient cue of volume or dose delivery completion and multiple delivery modes for all applications requiring



JSN	NAME	QTY	ACQ/INS	DESCRIPTION
				precisely controlled infusion rates. The infusion pump shall have automatic syringe size sensing which will give the flexibility to accept a wide range of syringe sizes (up to 60 mL) from different manufacturers. Shall be battery powered/AC adapter.
M4255	Stand, IV, Adjustable	1	V / V	Adjustable IV stand with 4-hook arrangement. Stand has stainless steel construction with heavy weight base. It adjusts from 66 inches to 100 inches and is mounted on conductive rubber, ball bearing, swivel casters. Stand is used for administering intravenous solutions.
M4266	Pump, Volumetric, Infusion, Multiple Line	1	V / V	Volumetric infusion pump. Pump is self-regulating with automatic sensor and adjustable rate. Equipped with visual and audible alarms and up to 10 hour capacity battery. For the administration of a wide variety of therapeutic agents where precise control is required. Unit provides individual control to IV lines simultaneously.
M4645	Patient Transfer Device	1	V / V	A patient transfer board designed to make lateral patient transfers safer for staff and be more comfortable for the patients. The board uses a smooth, low friction and static free surface to eliminate the need for metal rollers. The board has a soft foam core that makes them lightweight for ease of use and storage. The long board device also enables the transfer of a patient in the seated or Fowler position. The boards come in three sizes with the long board being foldable. The dimensions and price are for the long wide board.
M7007	Bed, Patient, Electric, Special Care	1	V / V	Electric patient bed for special care areas. Unit features a control panel for the patients operation, IV rod locations and a full range of positions. Includes

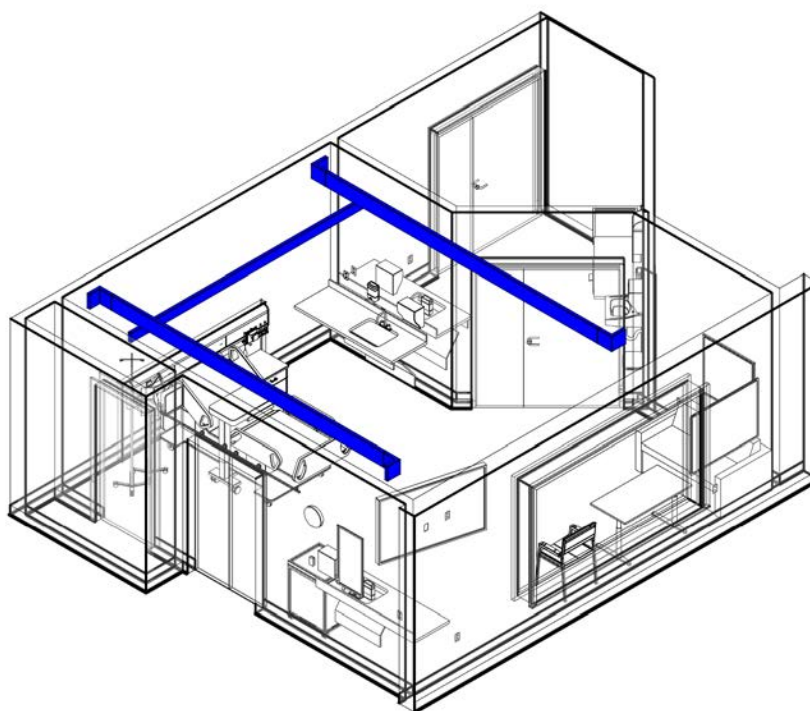


JSN	NAME	QTY	ACQ/INS	DESCRIPTION
				safety sides, thermal overload protection in the motors, provisions for chest x-rays and fluoroscopy. Bed deck is x-ray translucent.
M7040	Table, Overbed	1	V / V	Overbed table. Adjustable height table constructed of heavy gauge steel. Mounted on 2" diameter twin swivel casters with bumper caps. Table top is constructed with a high pressure plastic laminated surface that resists chipping, scratching, and staining. It includes a vanity tray and a mirror. Table is designed for use over bed, wheelchair or large chair.
UNSRV	Nurse Server	1	C / C	Decentralized Nurse/Patient Server storage for stocking supplies from outside the room.



**4.2.2 AC Airborne Infection Isolation (AII) Bedroom, SCI (ISC07);
AC Airborne Infection Isolation (AII) Anteroom, SCI (ISC08)**

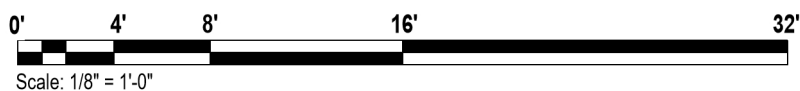
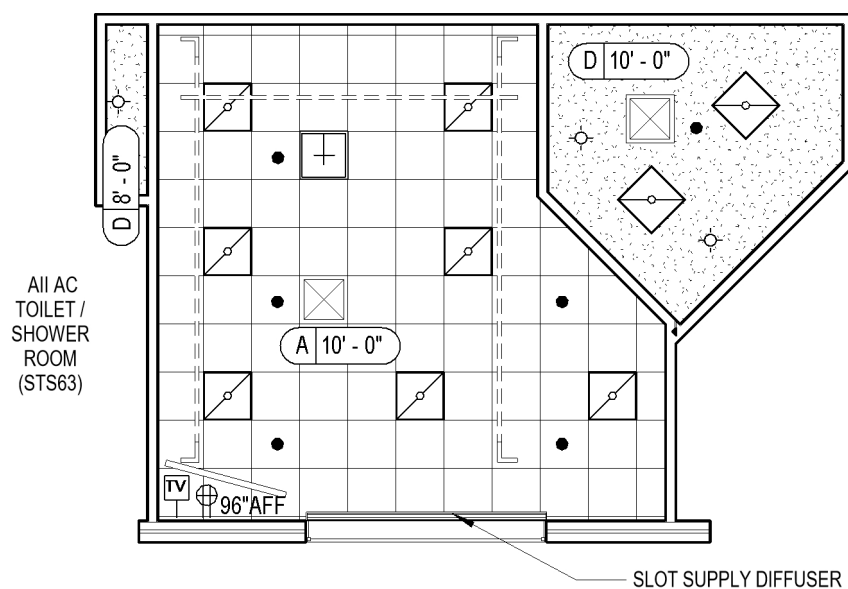
Isometric



320 NSF (29.7 NSM)



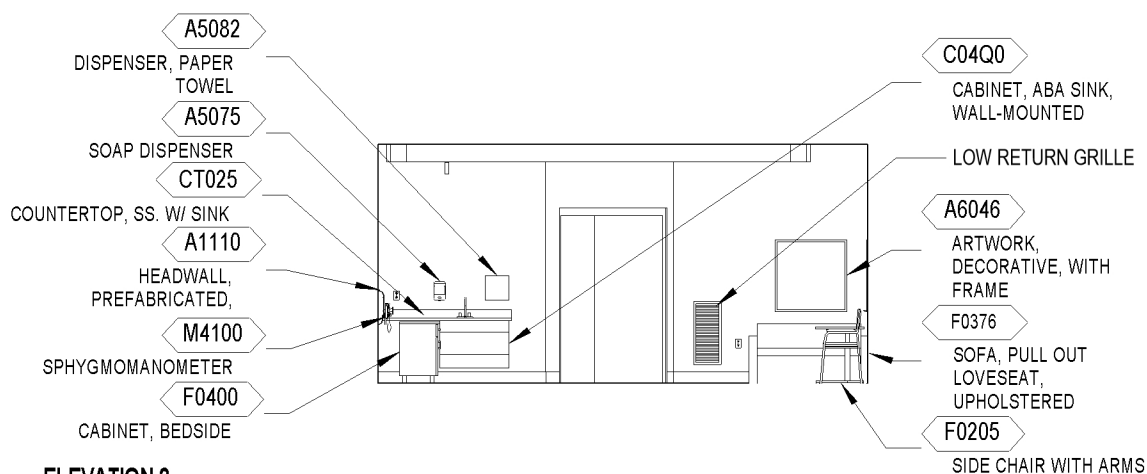
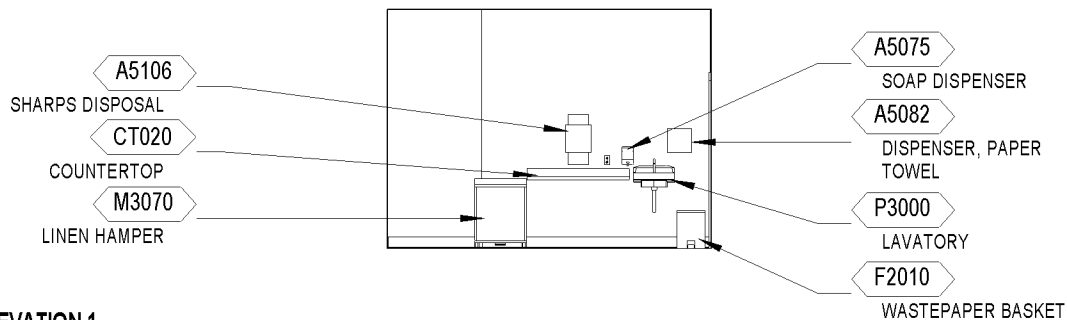
Reflected Ceiling Plan



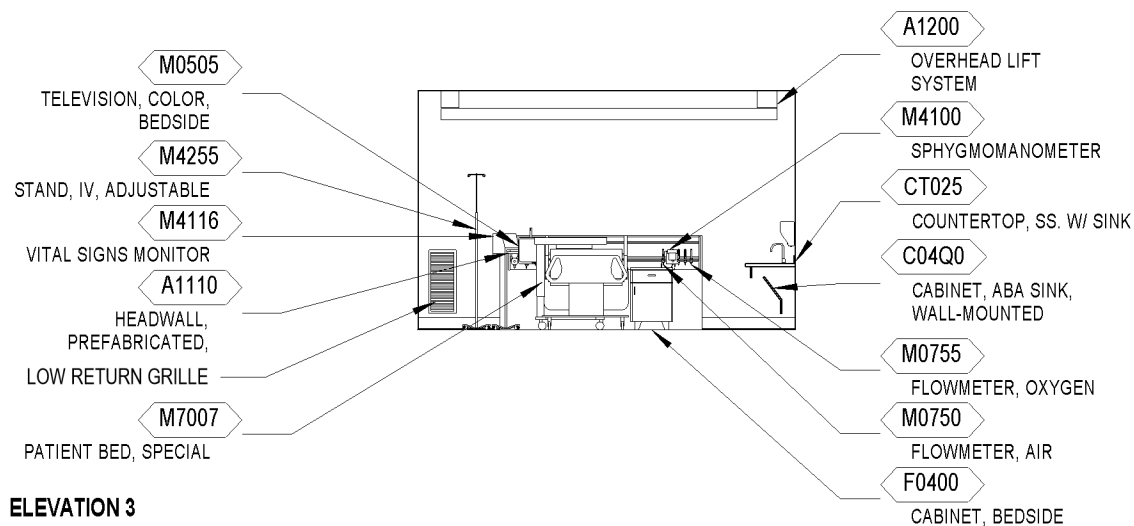
320 NSF (29.7 NSM)



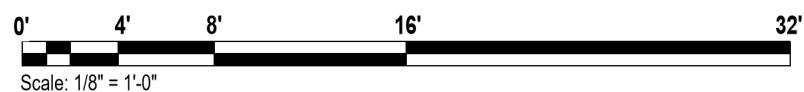
Elevations



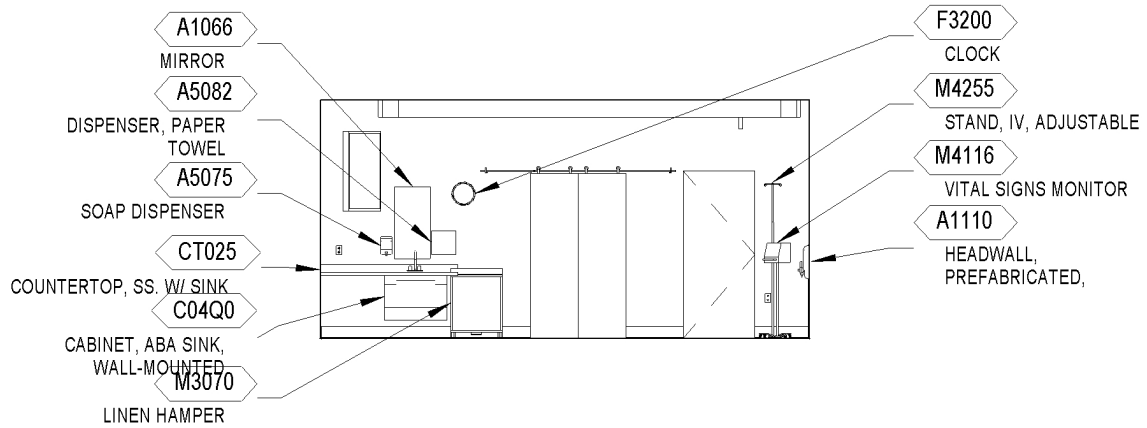
ELEVATION 2



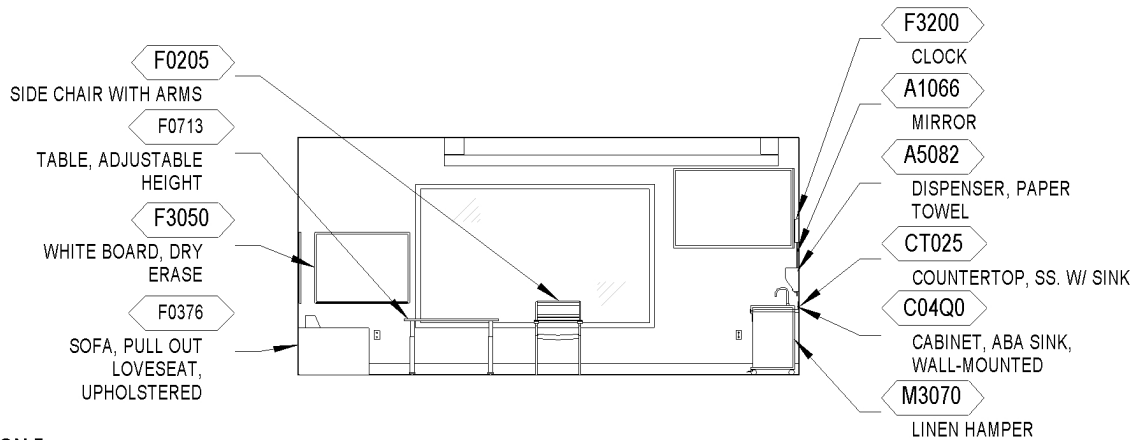
ELEVATION 3



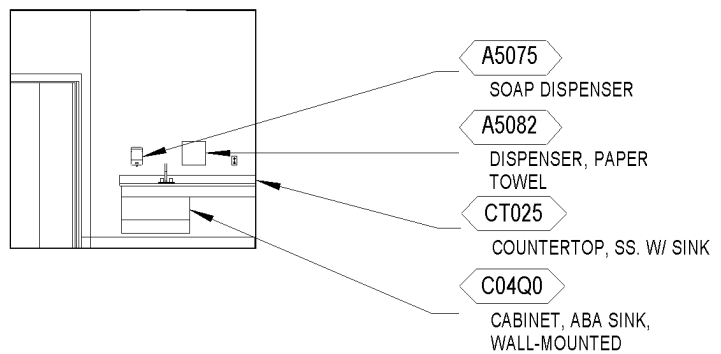
Elevations



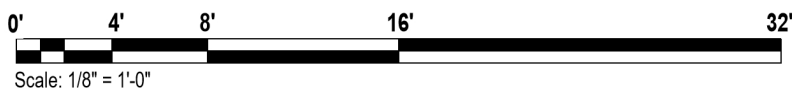
ELEVATION 4



ELEVATION 5



ELEVATION 6



Room Data

ARCHITECTURE & INTERIOR DESIGN

Ceiling Type	M:GWB f:SC m:AT f:SP [9]
Ceiling Height	10'-0"
Wall Finish	M:GWB [18,64] f:SC m:RWC [54] h:4'-8" at exposed corner and travel routes
Base	m:WSF h:4"
Floor Finish	m:WSF
Slab Depression	No
Doors	m:wood t:3,5 s:YN [12]
Hardware	hw: 10P

Refer to current version of Interiors Design Manual PG-18-10, and Program Guide, Room Finishes, Door, & Hardware Schedule PG 18-14.

Provide Differential pressure signs, door hardware and safety measures at AII bedroom and anteroom doors, verify with Medical Center practices and processes.

HVAC

Refer to in current version of HVAC Design Manual for Spinal Cord Injury/Disorders Center room information.

POWER

Normal Power: To be connected to selected receptacles and equipment.

Emergency Power: Critical branch of the EES to be connected to selected receptacles and equipment.

NOTES:

1. In addition to receptacles located in Patient Bed Service Wall, provide two receptacles at each side of the headwall at each bed
2. Provide one dedicated duplex for every television at 18" below finished ceiling.

LIGHTING

Refer to current version of Lighting Design Manual Section 4.3.5 Patient Room, Isolation for lighting design consideration.

NOTES:

1. Review light control locations within room with users to determine best location for room function.
2. Consider the occupants mobility, movement, and anthropometrics when selecting and locating occupant sensing technology.



COMMUNICATIONS

Data (general and at headwall)	Yes
Telephone	Yes
Television, MATV	Yes
Television, MATV at headwall	Yes
Duress Alarm	No
Electronic Access	No
Intercom	Yes
Nurse Call, Special (SCI/D)	Yes
Motion Intrusion Detection (MID)	No
Public Access	Yes
Security Surveillance Television (SSTV)	No
Motion Sensor	No
Clock	Yes
Data	Yes
Wi-Fi	Yes

Refer to current version of the
Telecommunications Design Manual.

FIRE PROTECTION

Alarm Detection	Yes
Alarm Annunciator	No
Sprinkler	Yes
Hazard Type	Light
Refer to current version of the Fire Protection Design Manual.	

MEDICAL GAS

Oxygen	Yes
Medical Air	Yes
Medical Vacuum	Yes
Provide Medical Gases in accordance with the current version of the Plumbing Design Manual and discussions with VA Medical Staff.	

PLUMBING

Cold water	Yes
Hot water	Yes
Waste	Yes

Provide plumbing fixtures indicated by design
guide plate and meet requirements in the
current version of the Plumbing Design Manual
and Division 22 Specifications.



Equipment List

Bedroom (ISC07) and Anteroom (ISC08)

JSN	NAME	QTY	ACQ/INS	DESCRIPTION
A1014	Telephone, Wall Mounted, 1 Line, With Speaker	1	V / V	Telephone, wall mounted, 1 line, with speaker.
A1066	Mirror, Float Glass, With SS Frame	1	C / C	A high quality 1/4" polished float glass mirror 36X18, framed in a one-piece, bright polished, stainless steel channel frame with 90° mitered corners. All edges of the mirror are protected by absorbing filler strips. Mirror has a galvanized steel back with integral horizontal hanging brackets and wall hanger for concealed mounting. For mounting above single wall mounted lavatories located in toilet areas, Doctors examination offices, etc. May also be used above double lavatories, either wall or countertop mounted, found in restroom areas.
A1110	Headwall, Prefabricated, General, 1-2 bed	1	C / C	1-2 bed, general, prefabricated headwall. Unit consists of a patient service module for general care, single or double bed type. It contains lighting, medical gases, electrical outlets, nurse call and bed bumper. Specify number and type of medical gas and electrical outlets.
A1203	Lift System, Overhead, Bariatric	1	V / C	An overhead ceiling mounted rail system specifically designed for bariatric patient lifting and movement within a patient room. The system will consist of recessed or ceiling mounted primary and secondary rails, lift motor with carriage, patient harness or seat, and a hand controller or control box with charger (other charging options may be available). System will facilitate lifting and movement of patient to and from bed, to stretcher, chair or other requirements. Lifting capacity is 1000 pounds. Custom design of track layout



JSN	NAME	QTY	ACQ/INS	DESCRIPTION
				by manufacturer is essential to meet individual facility requirements.
A5075	Dispenser, Soap, Disposable	2	V / V	Disposable soap dispenser. One-handed dispensing operation. Designed to accommodate disposable soap cartridge and valve.
A5077	Dispenser, Hand Sanitizer, Hands-Free	1	V / V	A touch free wall-mounted hand sanitizer dispenser. For use throughout a healthcare facility. Unit does not include the sanitizing liquid. Units are battery operated.
A5082	Dispenser, Paper Towel, Sensor, Hands Free	2	C / C	A surface mounted, sensor activated, automatic, roll paper towel dispenser. The unit dispenses a paper towel automatically only when hands are placed in position below the dispenser for maximum sanitation and hygiene. May include adjustable settings for sheet length, time delay, and sensor range. Unit is battery operated or with optional AC power adapter.
A5106	Waste Disposal Unit, Sharps w/Glove Dispenser	1	V / V	The unit is designed for the disposal of sharps and complies with OSHA guidelines for the handling of sharps. It shall house a 5 quart container and be capable of being mounted on a wall. It shall have a glove dispenser attached. The unit shall be secured by a locked enclosure.
A5145	Hook, Garment, Double, SS, Surface Mounted	1	C / C	A surface mounted, satin finish stainless steel, double garment hook. Equipped with a concealed mounting bracket that is secured to a concealed wall plate. For general purpose use throughout the facility to hang various items of apparel.
A5180	Track, Cubicle, Surface Mounted, With Curtain	1	V / V	Surface mounted cubicle track, with curtain. Track constructed of thick extruded aluminum. Equipped with self lubricating carriers, beaded drop chain hooks, and flame resistant curtain. To include removable end caps. Designed to be suspended around patient areas where privacy is needed. Price listed is



JSN	NAME	QTY	ACQ/INS	DESCRIPTION
				per foot of the track, curtains to be priced per quote.
A5205	Bar, Towel, 1" Diameter, SS, Surface Mounted	2	C / C	A surface mounted, satin finish stainless steel, 1" diameter, towel bar. Support posts and flanges are one piece, chrome-plated, cast heavy brass with satin finish. Towel bar shall not rotate within support posts. Available in 18", 24" and 30" widths. For general purpose use in shower or bathtub rooms. Pricing based upon a suggested standard width of 18".
A6046	Artwork, Decorative, With Frame	1	V / V	This JSN is to be used for determining and defining location of decorative artwork.
C04Q0	Cabinet, ABA Sink, Height Adjustable, Wall-Mounted	2	C / C	Height Adjustable, wall mounted sink support cabinet for drop-in sink with vertical fascia and angled ABA profile, also referred to as ABA sink cabinet. Removable front panel to permit access to plumbing. Medium density M-3 particle board core construction faced with high pressure vertical grade decorative plastic laminate on exposed surfaces and melamine on semi-exposed and concealed surfaces; plastic laminate edge banding. Includes all attaching hardware including support rail.
CT025	Countertop, Solid Surface with Sink Combination	2	C / C	A solid, nonporous countertop approximately 36"W x 22"D with a undercounter sink combination. The countertop is an acrylic-based solid surface product with a standard thickness of 1", and a 4" butt backsplash/curb. Surfaces will be easy to clean and maintain. Also referred to as a work surface or work top with sink. Available in a choice of colors, depths and sink shapes. Used for various applications in patient rooms, restrooms and throughout the facility. Usually a part of a casework interior design program. Unit does not include the drain and faucet.



JSN	NAME	QTY	ACQ/INS	DESCRIPTION
F0205	Chair, Side With Arms	1	V / V	Upholstered side chair, 32" high X 21" wide X 23" deep with arms, padded seats and padded backs. Seat height is a minimum of 17". Available with or without sled base.
F0376	Sofa, Loveseat, Upholstered	1	V / V	Loveseat with metal or solid wood frame. Arms, back and cushions are foam padded and upholstered in woven textile fabric. Typically used in residential living room or family room setting. Seats 2 comfortably.
F0400	Cabinet, Bedside, Door, Drawer	1	V / V	Bedside cabinet for storage of both the patient's personal items and small patient support items. Approximately 31" high X 21" wide X 19" deep with one (1) drawer and one (1) closed storage closet. Drawer is removable so interior can be sanitized. May come in a 3 drawer version.
F0713	Table, Adjustable Height	1	V / V	36W x 24 D adjustable height electric pedestal table with C-foot configuration and integral wire management trough or tray. Height range varies by manufacturer, and model, approximately 22 to 48 inches. Steel tube construction with powder coat finish, and 1 inch thick top with high pressure laminate or wood veneer surface. System includes integral electrical components (including control box, cable trough, power cord for table; U.L. listed pop-up power strip with minimum of two simplex receptacles, data and/or USB ports as needed per facility preference).
F2010	Basket, Wastepaper, Step-On	1	V / V	"Step-on" wastepaper basket with inner liner and foot pedal activated flip top.
F3050	Whiteboard, Dry Erase	1	V / V	Whiteboard unit, approximately 36" H x 48" W consisting of a white porcelain enamel writing surface with an attached chalk tray. Magnetic surface available. Image can be easily removed with a standard chalkboard eraser. For use



JSN	NAME	QTY	ACQ/INS	DESCRIPTION
				with water color pens. Unit is ready to hang.
F3200	Clock, Battery, 12" Diameter	1	V / V	Clock, 12" diameter. Round surface, easy to read numbers with sweep second hand. Wall mounted unit for use when impractical to install a fully synchronized clock system. Battery operated, (batteries not included).
F0376	Sofa, Loveseat, Upholstered	1	V / V	Loveseat with metal or solid wood frame. Arms, back and cushions are foam padded and upholstered in woven textile fabric. Typically used in residential living room or family room setting. Seats 2 comfortably. . Pulls-out into guest bed.
M0505	Television, Color, Bedside	1	V / V	Bedside color television. The small size allows the set to be mounted on a "gravity-free" support arm which permits the patient to position the TV for comfortable viewing. The television includes an earphone jack and an AM/FM radio. Database pricing includes television, support arm, support arm wall mount, remote power supply and remote power supply wall mount. Power supply electrical requirement is approximately 1 amp at 120 V per television.
M0512	Television, HDTV, Large Screen, 60"	1	V / V	A high definition (HDTV) multimedia, slim design, 60"W to 65"W color television. The TV will have a 16.9 wide screen aspect ratio with full HD 1080p resolution and HDMI connections. TV may be LED, Plasma or LCD. TV will include a stand.
M0750	Flowmeter, Air, Connect w/50 PSI Supply	1	V / V	Air flowmeter. Unit has a stainless steel needle valve with clear flowtube for connection to 50 PSI air outlet from central pipeline system. Requires the appropriate adapter for connection to the wall outlet and fitting to connect to tubing. Database prices reflect fittings with an attached DISS power outlet.



JSN	NAME	QTY	ACQ/INS	DESCRIPTION
				Other outlet and adapter configurations are available.
M0755	Flowmeter, Oxygen, Low Flow	3	V / V	Oxygen flowmeter. Consists of a clear crystal flowtube calibrated to 3.5 or 8 LPM depending on manufacturer. For oxygen regulation in hospital settings. Database pricing includes DISS fitting and DISS power outlet and wall adapter. Other fitting and adapter configurations are available.
M0765	Regulator, Vacuum	3	V / V	Vacuum pressure regulator for connection to central piped vacuum system. Standard display scale is graduated at least from 0 to 200 mm Hg of vacuum. Displays on specialized regulators may cover other vacuum ranges. Regulator type (continuous, intermittent, continuous/intermittent, surgical, pediatric, thoracic, etc.) as required. To be used in delivery, neonatal, pediatrics or any area where suction is required. Database pricing reflects continuous regulators graduated to 200 mm Hg with a full line vacuum selection switch and DISS configured inlets and outlets.
M3070	Hamper, Linen, Mobile, w/Lid	1	V / V	Mobile linen hamper with hand or foot operated lid. Made of heavy tubular stainless steel with heavy gauge welded steel platform. Holds 25" hamper bags. Mounted on ball bearing casters. For linen transport in hospitals and clinics.
M3073	Container, Biohazard Waste, Step-on, Fire Safe	1	V / V	A biohazard waste container with a step-on lid. The container will have a capacity of approximately 12 gallons and be made of a fire safe material.
M4100	Sphygmomanometer, Aneroid, Wall Mounted	1	V / V	Aneroid sphygmomanometer. Unit is wall mounted and has large graphic dial display for easy reading from all angles. It has a 90 degree (angle) swivel and 10 degree (angle) forward tilt to reduce glare. Unit accuracy is within 1% of



JSN	NAME	QTY	ACQ/INS	DESCRIPTION
				reading. Sturdy impact-resistant construction.
M4116	Monitor, Vital Signs	1	V / V	Electronic sphygmomanometer. LCD displays non-invasive blood pressure, pulse rate and temperature. Used in hospitals and clinics. Includes an optional mobile stand.
M4250	Pump, Syringe, Infusion	2	V / V	The infusion syringe pump ensures highly accurate volume delivery and consistent flow for small volumes (<50 ml) of pharmacologic agents or thick feeding solutions. It shall be small, lightweight construction, making it transportable. Shall have menu-driven programming capable of flow rates (e.g. 0.1 or 1.0 mL/hr) that are intended for long-term bedside use and/or critical care patient transport, plunger positioning sensor, LCD display for easy viewing, volume limit programming to serve as a convenient cue of volume or dose delivery completion and multiple delivery modes for all applications requiring precisely controlled infusion rates. The infusion pump shall have automatic syringe size sensing which will give the flexibility to accept a wide range of syringe sizes (up to 60 mL) from different manufacturers. Shall be battery powered/AC adapter.
M4255	Stand, IV, Adjustable	1	V / V	Adjustable IV stand with 4-hook arrangement. Stand has stainless steel construction with heavy weight base. It adjusts from 66 inches to 100 inches and is mounted on conductive rubber, ball bearing, swivel casters. Stand is used for administering intravenous solutions.
M4266	Pump, Volumetric, Infusion, Multiple Line	1	V / V	Volumetric infusion pump. Pump is self-regulating with automatic sensor and adjustable rate. Equipped with visual and audible alarms and up to 10 hour capacity battery. For the administration of a wide variety of therapeutic agents where precise control is required. Unit

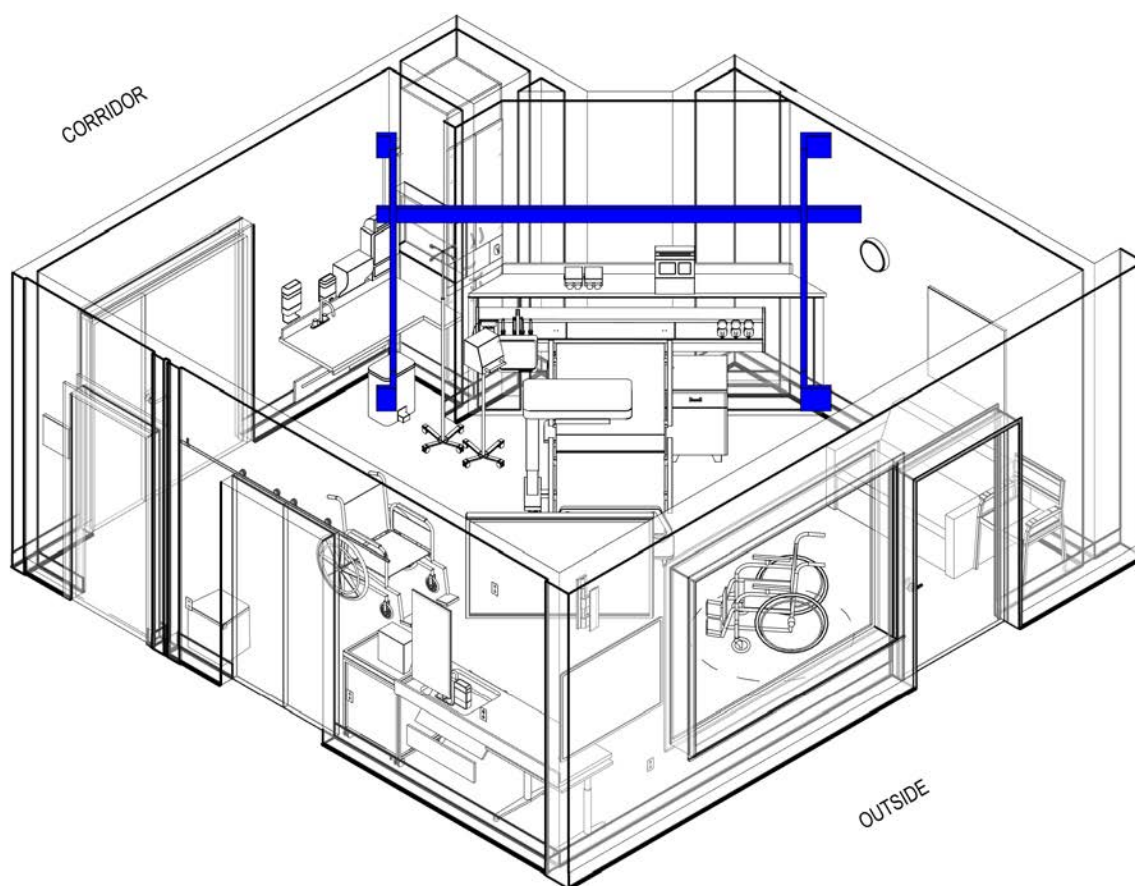


JSN	NAME	QTY	ACQ/INS	DESCRIPTION
				provides individual control to IV lines simultaneously.
M7007	Bed, Patient, Electric, Special Care	1	V / V	Electric patient bed for special care areas. Unit features a control panel for the patients operation, IV rod locations and a full range of positions. Includes safety sides, thermal overload protection in the motors, provisions for chest x-rays and fluoroscopy. Bed deck is x-ray translucent.
M7040	Table, Overbed	1	V / V	Overbed table. Adjustable height table constructed of heavy gauge steel. Mounted on 2" diameter twin swivel casters with bumper caps. Table top is constructed with a high pressure plastic laminated surface that resists chipping, scratching, and staining. It includes a vanity tray and a mirror. Table is designed for use over bed, wheelchair or large chair.
UNSRV	Nurse Server	1	C / C	Decentralized Nurse/Patient Server storage for stocking supplies from outside the room.



4.2.3 LTC Single Resident Bedroom, SCI (RSC11)

Isometric

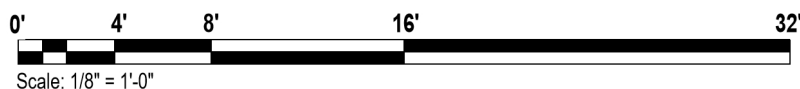


380 NSF (35.3 NSM)



Room Layout and Dimensions:

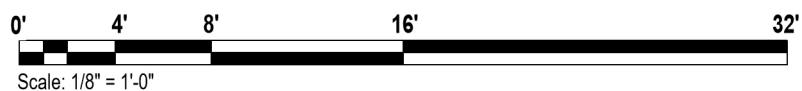
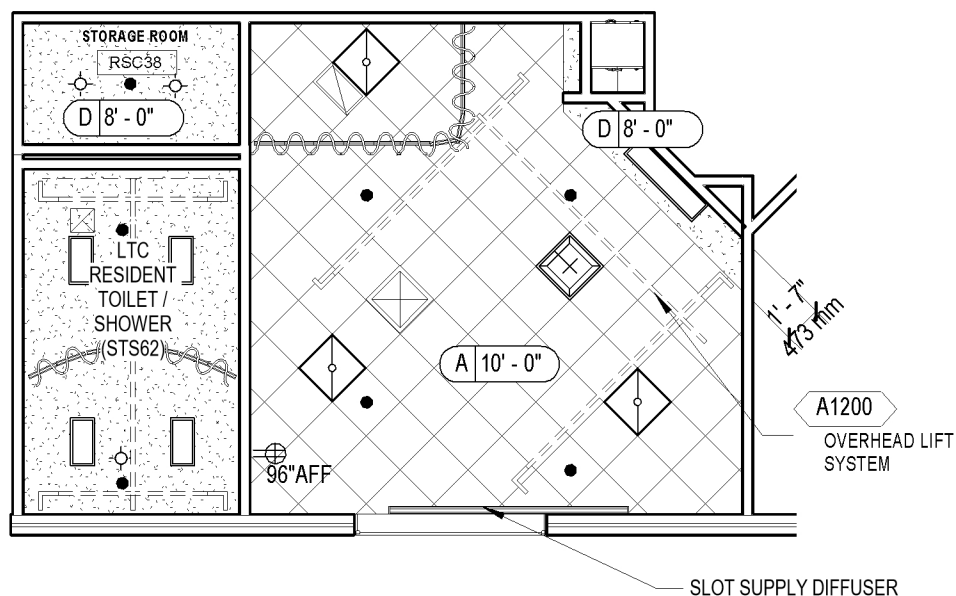
- Overall Dimensions:**
 - Width: 23' - 6" (7150 mm)
 - Depth: 15' - 0" (4562 mm)
 - Bed Area Width: 20' - 7" (6265 mm)
 - Bed Area Depth: 14' - 1" (4297 mm)
- Room Features and Equipment:**
 - Storage Room:** Includes RSC38.
 - LTC Resident Toilet/Shower:** Includes STS62.
 - Resident Bedroom, SCI Long Term Care:** Includes RSC11.
 - Central Area:** Includes a bed (M7007), desk (M7040), and various equipment (M4255, M4116, M4250, M4266, A1110, M0765, F0400, F0376, F0205).
 - Entrance Area:** Includes a counter (CT025), desk (F0713), and height adjustable desk (M3070).
 - Corridor:** Includes a storage room (RSC38) and a toilet/shower (STS62).
 - Outside:** Includes a linen hamper (M3070), bar/towel (A5205), and a counter (CT025).
- Dimensions and Spacing:**
 - Storage Room: 5' - 0" (1670 mm)
 - Resident Bedroom: 6' - 10" (2087 mm)
 - Bed Area: 3' - 4" (1011 mm), 3' - 6" (1060 mm), 14' - 1" (4297 mm)
 - Entrance Area: 2' - 7" (776 mm)



380 NSF (35.3 NSM)



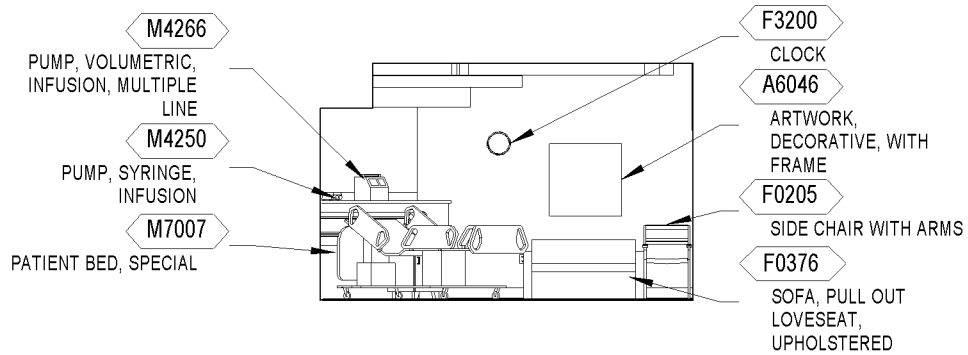
Reflected Ceiling Plan



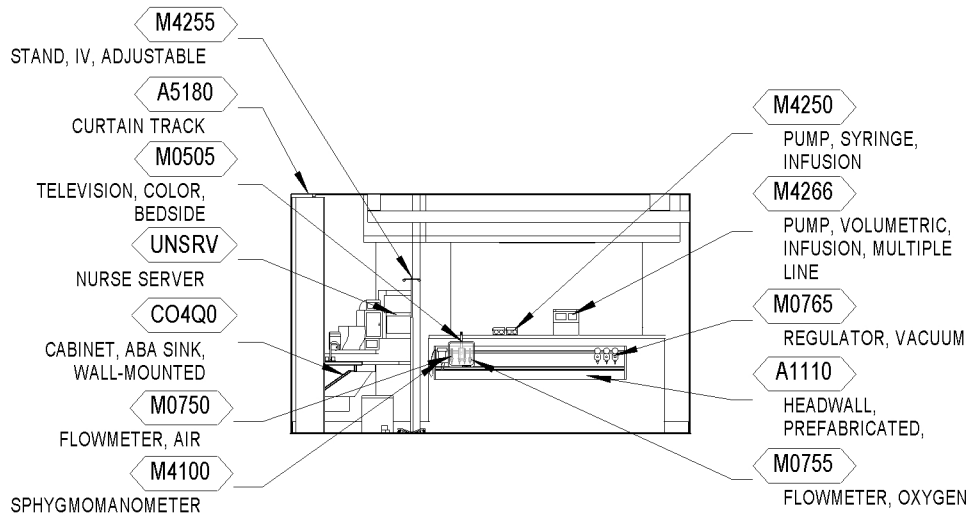
380 NSF (35.3 NSM)



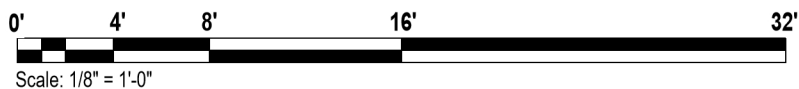
Elevations



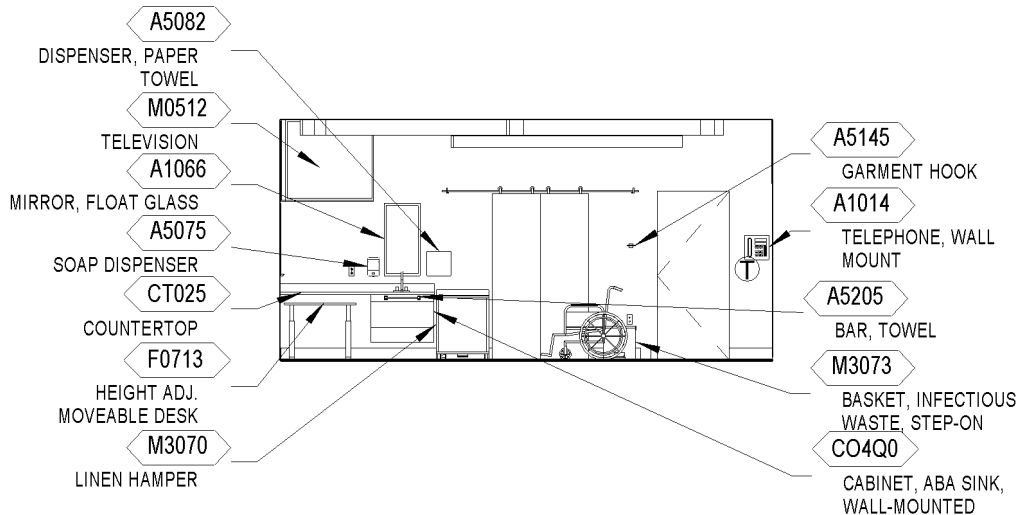
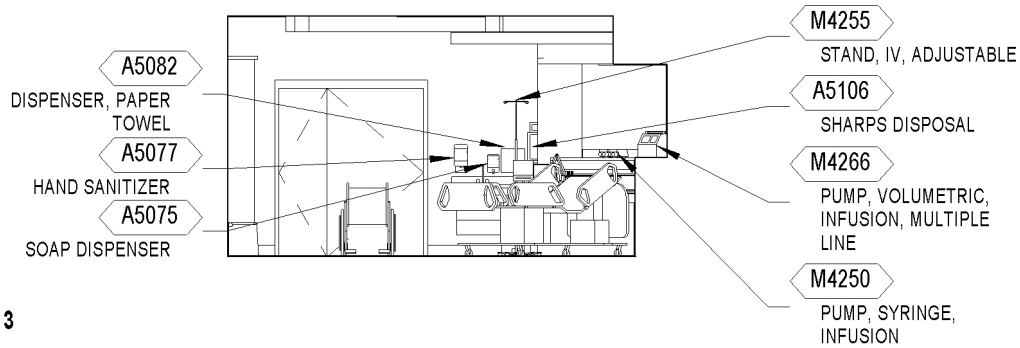
ELEVATION 1



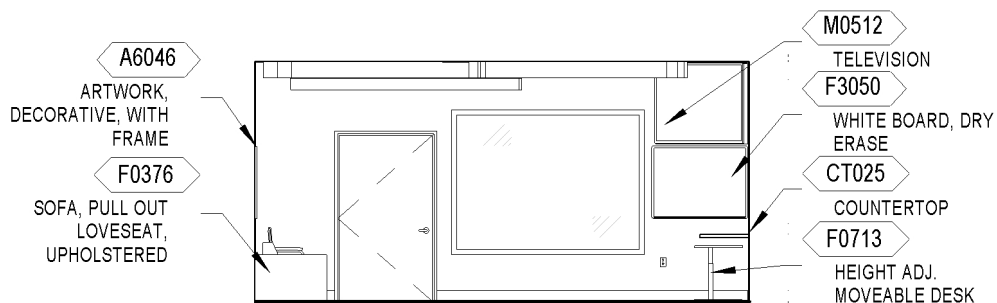
ELEVATION 2



Elevations



ELEVATION 4



ELEVATION 5



Room Data

ARCHITECTURE & INTERIOR DESIGN

Ceiling Type	m:AT
Ceiling Height	10'-0"
Wall Finish	m:GWB [64] f:P m:RWC [54] h:4'-8" at exposed corner and travel routes
Base	m:RB h:4"
Floor Finish	m:LVT
Slab Depression	No
Doors	m:Wood t:1,5 dg:T s:XN
Hardware	Hw:8B

Refer to current version of Interiors Design Manual PG-18-10, and Program Guide, Room Finishes, Door, & Hardware Schedule PG 18-14.

POWER

Normal Power: To be connected to selected receptacles and equipment.

Emergency Power: Critical branch of the EES to be connected to selected receptacles and equipment.

NOTES:

1. In addition to receptacles located in Patient Bed Service Wall, provide two receptacles at each side of the headwall at each bed
2. Provide one dedicated duplex for every television at 18" below finished ceiling.

HVAC

Refer to current version of HVAC Design Manual for Spinal Cord Injury/Disorders Center room information.

LIGHTING

Refer to current version of Lighting Design Manual, Section 4.3.7 Patient Room, Residential for lighting design considerations.

NOTES:

1. Review light control locations within room with users to determine best location for room function.
2. Consider the occupants mobility, movement, and anthropometrics when selecting and locating occupant sensing technology.



COMMUNICATIONS

Data (general and at headwall)	Yes
Telephone	Yes
Television, MATV	Yes
Television, MATV at headwall	Yes
Duress Alarm	No
Electronic Access	No
Intercom	Yes
Nurse Call, Special (SCI/D)	Yes
Motion Intrusion Detection (MID)	No
Public Access	Yes
Security Surveillance Television (SSTV)	No
Motion Sensor	No
Clock	Yes
Wi-Fi	Yes

Refer to current version of the Telecommunications Design Manual.

FIRE PROTECTION

Alarm Detection	Yes
Alarm Annunciator	No
Sprinkler	Yes
Hazard Type	Light
Refer to current version of the Fire Protection Design Manual.	

MEDICAL GAS

Oxygen	Yes
Medical Air	Yes
Medical Vacuum	Yes

Note: Provide Medical Gases in accordance with the current version of the Plumbing Design Manual and discussions with VA Medical Staff.

PLUMBING

Cold water	Yes
Hot water	Yes
Waste	Yes

Provide plumbing fixtures indicated by design guide plate and meet requirements in the current version of the Plumbing Design Manual and Division 22 Specifications.



Equipment List

JSN	NAME	QTY	ACQ/INS	DESCRIPTION
A1014	Telephone, Wall Mounted, 1 Line, With Speaker	1	V / V	Telephone, wall mounted, 1 line, with speaker.
A1066	Mirror, Float Glass, With SS Frame	1	C / C	A high quality 1/4" polished float glass mirror 36X18, framed in a one-piece, bright polished, stainless steel channel frame with 90° mitered corners. All edges of the mirror are protected by absorbing filler strips. Mirror has a galvanized steel back with integral horizontal hanging brackets and wall hanger for concealed mounting. For mounting above single wall mounted lavatories located in toilet areas, Doctors examination offices, etc. May also be used above double lavatories, either wall or countertop mounted, found in restroom areas.
A1110	Headwall, Prefabricated, General, 1-2 bed	1	C / C	1-2 bed, general, prefabricated headwall. Unit consists of a patient service module for general care, single or double bed type. It contains lighting, medical gases, electrical outlets, nurse call and bed bumper. Specify number and type of medical gas and electrical outlets.
A1200	Lift System, Overhead	1	V / C	An overhead ceiling mounted rail system specifically designed for patient lifting and movement within a patient room. The system will consist of recessed or ceiling mounted primary and secondary rails, lift motor with carriage, patient harness or seat, and a hand controller or control box with charger (other charging options may be available). System will facilitate lifting and movement of patient to and from bed, to stretcher, chair, bathroom or other requirements. Lifting capacity is 550 pounds. Custom design of track layout by manufacturer is essential to meet individual facility requirements.



JSN	NAME	QTY	ACQ/INS	DESCRIPTION
A5075	Dispenser, Soap, Disposable	2	V / V	Disposable soap dispenser. One-handed dispensing operation. Designed to accommodate disposable soap cartridge and valve.
A5077	Dispenser, Hand Sanitizer, Hands-Free	2	V / V	A touch free wall-mounted hand sanitizer dispenser. For use throughout a healthcare facility. Unit does not include the sanitizing liquid. Units are battery operated.
A5082	Dispenser, Paper Towel, Sensor, Hands Free	2	C / C	A surface mounted, sensor activated, automatic, roll paper towel dispenser. The unit dispenses a paper towel automatically only when hands are placed in position below the dispenser for maximum sanitation and hygiene. May include adjustable settings for sheet length, time delay, and sensor range. Unit is battery operated or with optional AC power adapter.
A5106	Waste Disposal Unit, Sharps w/Glove Dispenser	1	V / V	The unit is designed for the disposal of sharps and complies with OSHA guidelines for the handling of sharps. It shall house a 5 quart container and be capable of being mounted on a wall. It shall have a glove dispenser attached. The unit shall be secured by a locked enclosure.
A5145	Hook, Garment, Double, SS, Surface Mounted	1	C / C	A surface mounted, satin finish stainless steel, double garment hook. Equipped with a concealed mounting bracket that is secured to a concealed wall plate. For general purpose use throughout the facility to hang various items of apparel.
A5180	Track, Cubicle, Surface Mounted, With Curtain	1	V / V	Surface mounted cubicle track, with curtain. Track constructed of thick extruded aluminum. Equipped with self lubricating carriers, beaded drop chain hooks, and flame resistant curtain. To include removable end caps. Designed to be suspended around patient areas where privacy is needed. Price listed is per foot of the track, curtains to be priced per quote.



JSN	NAME	QTY	ACQ/INS	DESCRIPTION
A5205	Bar, Towel, 1" Diameter, SS, Surface Mounted	2	C / C	A surface mounted, satin finish stainless steel, 1" diameter, towel bar. Support posts and flanges are one piece, chrome-plated, cast heavy brass with satin finish. Towel bar shall not rotate within support posts. Available in 18", 24" and 30" widths. For general purpose use in shower or bathtub rooms. Pricing based upon a suggested standard width of 18".
A6046	Artwork, Decorative, With Frame	1	V / V	This JSN is to be used for determining and defining location of decorative artwork.
C04Q0	Cabinet, ABA Sink, Wall-Mounted	2	C / C	Wall mounted sink support cabinet for drop-in sink with vertical fascia and angled ABA profile, also referred to as ABA sink cabinet. Removable front panel to permit access to plumbing. Medium density M-3 particle board core construction faced with high pressure vertical grade decorative plastic laminate on exposed surfaces and melamine on semi-exposed and concealed surfaces; plastic laminate edge banding. Includes all attaching hardware including support rail.
CT025	Countertop, Solid Surface with Sink Combination	2	C / C	A solid, nonporous countertop approximately 36"W x 22"D with an undercounter sink combination. The countertop is an acrylic-based solid surface product with a standard thickness of 1", and a 4" butt backsplash/curb. Surfaces will be easy to clean and maintain. Also referred to as a work surface or work top with sink. Available in a choice of colors, depths and sink shapes. Used for various applications in patient rooms, restrooms and throughout the facility. Usually a part of a casework interior design program. Unit does not include the drain and faucet.
F0205	Chair, Side With Arms	1	V / V	Upholstered side chair, 32" high X 21" wide X 23" deep with arms, padded seats and padded backs. Seat height is a



JSN	NAME	QTY	ACQ/INS	DESCRIPTION
				minimum of 17". Available with or without sled base.
F0376	Sofa, Loveseat, Upholstered	1	V / V	Loveseat with metal or solid wood frame. Arms, back and cushions are foam padded and upholstered in woven textile fabric. Typically used in residential living room or family room setting. Seats 2 comfortably. Pulls-out into guest bed.
F0400	Cabinet, Bedside, Door, Drawer	1	V / V	Bedside cabinet for storage of both the patient's personal items and small patient support items. Approximately 31" high X 21" wide X 19" deep with one (1) drawer and one (1) closed storage closet. Drawer is removable so interior can be sanitized. May come in a 3 drawer version.
F0713	Table, Adjustable Height	1	V / V	36W x 24 D adjustable height electric pedestal table with C-foot configuration and integral wire management trough or tray. Height range varies by manufacturer, and model, approximately 22 to 48 inches. Steel tube construction with powder coat finish, and 1 inch thick top with high pressure laminate or wood veneer surface. System includes integral electrical components (including control box, cable trough, power cord for table; U.L. listed pop-up power strip with minimum of two simplex receptacles, data and/or USB ports as needed per facility preference).
F2010	Basket, Wastepaper, Step-On	1	V / V	"Step-on" wastepaper basket with inner liner and foot pedal activated flip top.
F3050	Whiteboard, Dry Erase	1	V / V	Whiteboard unit, approximately 36" H x 48" W consisting of a white porcelain enamel writing surface with an attached chalk tray. Magnetic surface available. Image can be easily removed with a standard chalkboard eraser. For use with water color pens. Unit is ready to hang.



JSN	NAME	QTY	ACQ/INS	DESCRIPTION
F3200	Clock, Battery, 12" Diameter	1	V / V	Clock, 12" diameter. Round surface, easy to read numbers with sweep second hand. Wall mounted unit for use when impractical to install a fully synchronized clock system. Battery operated, (batteries not included).
M0505	Television, Color, Bedside	1	V / V	Bedside color television. The small size allows the set to be mounted on a "gravity-free" support arm which permits the patient to position the TV for comfortable viewing. The television includes an earphone jack and an AM/FM radio. Database pricing includes television, support arm, support arm wall mount, remote power supply and remote power supply wall mount. Power supply electrical requirement is approximately 1 amp at 120 V per television.
M0512	Television, HDTV, Large Screen, 60"	1	V / V	A high definition (HDTV) multimedia, slim design, 60"W to 65"W color television. The TV will have a 16.9 wide screen aspect ratio with full HD 1080p resolution and HDMI connections. TV may be LED, Plasma or LCD. TV will include a stand.
M0750	Flowmeter, Air, Connect w/50 PSI Supply	1	V / V	Air flowmeter. Unit has a stainless steel needle valve with clear flowtube for connection to 50 PSI air outlet from central pipeline system. Requires the appropriate adapter for connection to the wall outlet and fitting to connect to tubing. Database prices reflect fittings with an attached DISS power outlet. Other outlet and adapter configurations are available.
M0755	Flowmeter, Oxygen, Low Flow	3	V / V	Oxygen flowmeter. Consists of a clear crystal flowtube calibrated to 3.5 or 8 LPM depending on manufacturer. For oxygen regulation in hospital settings. Database pricing includes DISS fitting and DISS power outlet and wall adapter.



JSN	NAME	QTY	ACQ/INS	DESCRIPTION
				Other fitting and adapter configurations are available.
M0765	Regulator, Vacuum	3	V / V	Vacuum pressure regulator for connection to central piped vacuum system. Standard display scale is graduated at least from 0 to 200 mm Hg of vacuum. Displays on specialized regulators may cover other vacuum ranges. Regulator type (continuous, intermittent, continuous/intermittent, surgical, pediatric, thoracic, etc.) as required. To be used in delivery, neonatal, pediatrics or any area where suction is required. Database pricing reflects continuous regulators graduated to 200 mm Hg with a full line vacuum selection switch and DISS configured inlets and outlets.
M3070	Hamper, Linen, Mobile, w/Lid	1	V / V	Mobile linen hamper with hand or foot operated lid. Made of heavy tubular stainless steel with heavy gauge welded steel platform. Holds 25" hamper bags. Mounted on ball bearing casters. For linen transport in hospitals and clinics.
M3073	Container, Biohazard Waste, Step-on, Fire Safe	1	V / V	A biohazard waste container with a step-on lid. The container will have a capacity of approximately 12 gallons and be made of a fire safe material.
M4100	Sphygmomanometer, Aneroid, Wall Mounted	1	V / V	Aneroid sphygmomanometer. Unit is wall mounted and has large graphic dial display for easy reading from all angles. It has a 90 degree (angle) swivel and 10 degree (angle) forward tilt to reduce glare. Unit accuracy is within 1% of reading. Sturdy impact-resistant construction.
M4116	Monitor, Vital Signs	1	V / V	Electronic sphygmomanometer. LCD displays non-invasive blood pressure, pulse rate and temperature. Used in hospitals and clinics. Includes an optional mobile stand.
M4250	Pump, Syringe, Infusion	2	V / V	The infusion syringe pump ensures highly accurate volume delivery and consistent



JSN	NAME	QTY	ACQ/INS	DESCRIPTION
				flow for small volumes (<50 ml) of pharmacologic agents or thick feeding solutions. It shall be small, lightweight construction, making it transportable. Shall have menu-driven programming capable of flow rates (e.g. 0.1 or 1.0 mL/hr) that are intended for long-term bedside use and/or critical care patient transport, plunger positioning sensor, LCD display for easy viewing, volume limit programming to serve as a convenient cue of volume or dose delivery completion and multiple delivery modes for all applications requiring precisely controlled infusion rates. The infusion pump shall have automatic syringe size sensing which will give the flexibility to accept a wide range of syringe sizes (up to 60 mL) from different manufacturers. Shall be battery powered/AC adapter.
M4255	Stand, IV, Adjustable	1	V / V	Adjustable IV stand with 4-hook arrangement. Stand has stainless steel construction with heavy weight base. It adjusts from 66 inches to 100 inches and is mounted on conductive rubber, ball bearing, swivel casters. Stand is used for administering intravenous solutions.
M4266	Pump, Volumetric, Infusion, Multiple Line	1	V / V	Volumetric infusion pump. Pump is self-regulating with automatic sensor and adjustable rate. Equipped with visual and audible alarms and up to 10 hour capacity battery. For the administration of a wide variety of therapeutic agents where precise control is required. Unit provides individual control to IV lines simultaneously.
M4645	Patient Transfer Device	1	V / V	A patient transfer board designed to make lateral patient transfers safer for staff and be more comfortable for the patients. The board uses a smooth, low friction and static free surface to eliminate the need for metal rollers. The board has a soft foam core that makes

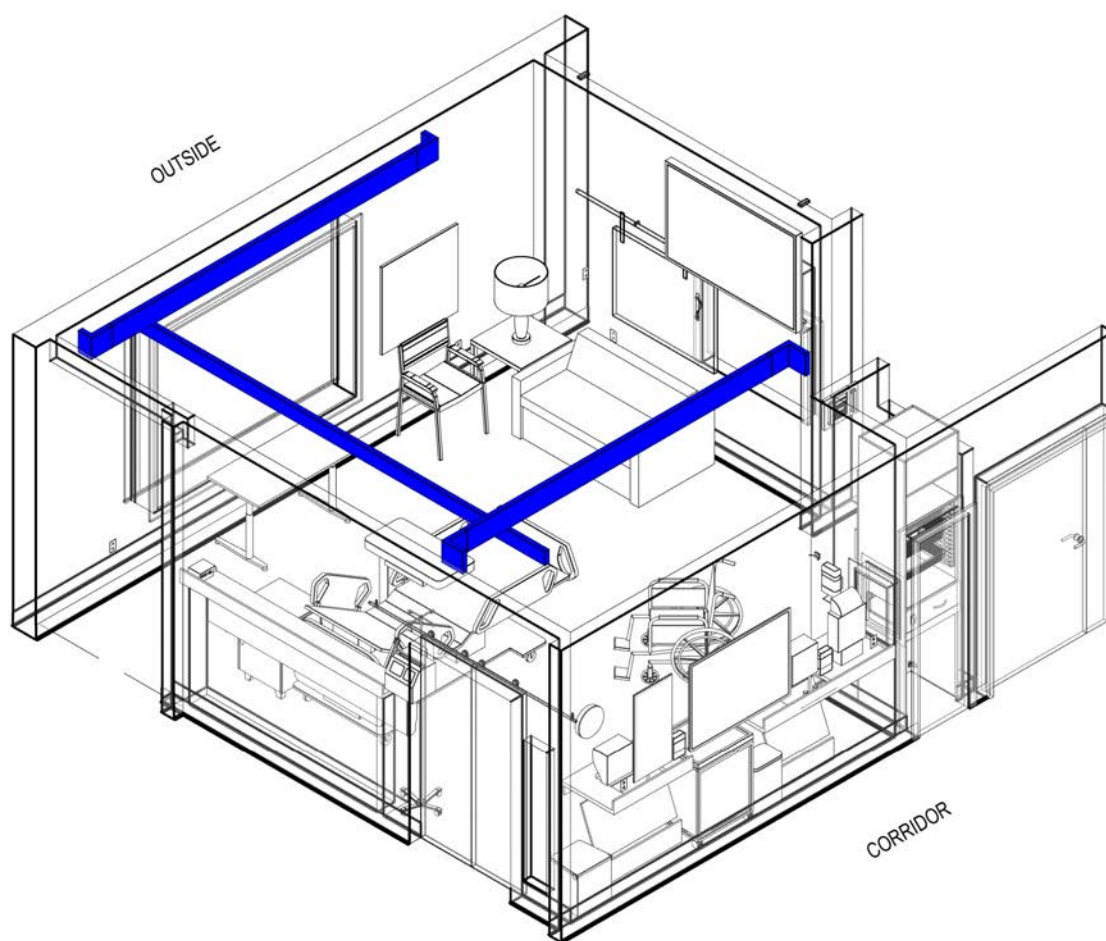


JSN	NAME	QTY	ACQ/INS	DESCRIPTION
				them lightweight for ease of use and storage. The long board device also enables the transfer of a patient in the seated or Fowler position. The boards come in three sizes with the long board being foldable. The dimensions and price are for the long wide board.
M7007	Bed, Patient, Electric, Special Care	1	V / V	Electric patient bed for special care areas. Unit features a control panel for the patients operation, IV rod locations and a full range of positions. Includes safety sides, thermal overload protection in the motors, provisions for chest x-rays and fluoroscopy. Bed deck is x-ray translucent.
M7040	Table, Overbed	1	V / V	Overbed table. Adjustable height table constructed of heavy gauge steel. Mounted on 2" diameter twin swivel casters with bumper caps. Table top is constructed with a high pressure plastic laminated surface that resists chipping, scratching, and staining. It includes a vanity tray and a mirror. Table is designed for use over bed, wheelchair or large chair.
UNSRV	Nurse Server	1	C / C	Decentralized Nurse/Patient Server storage for stocking supplies from outside the room.



4.2.4 SCI AC Double Patient Bedroom, SCI (ISC06)

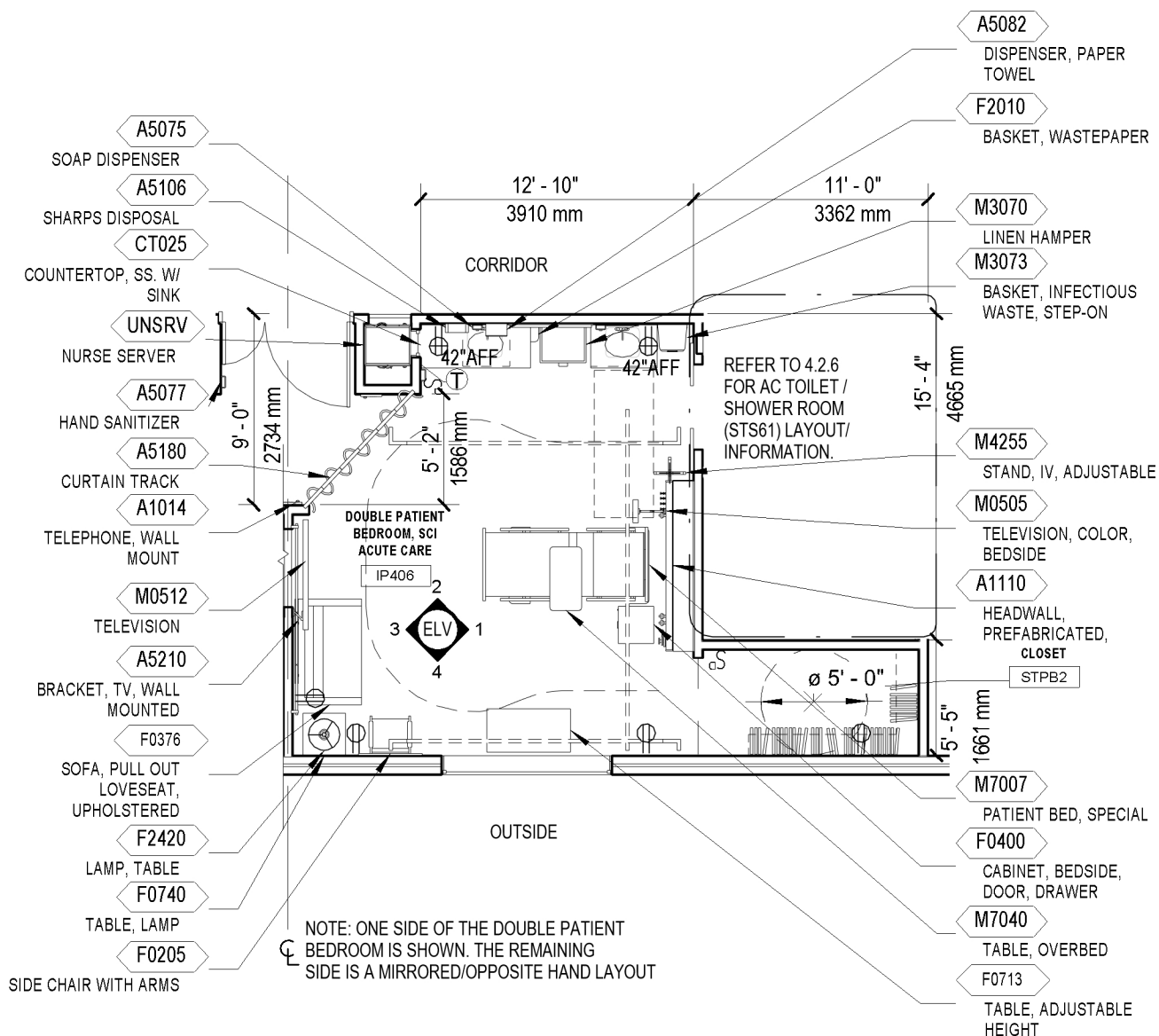
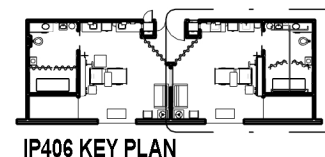
Isometric



750 NSF (69.7 NSM)



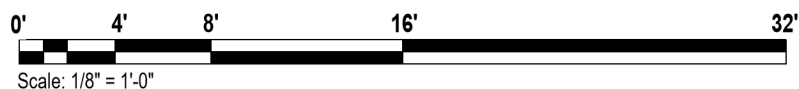
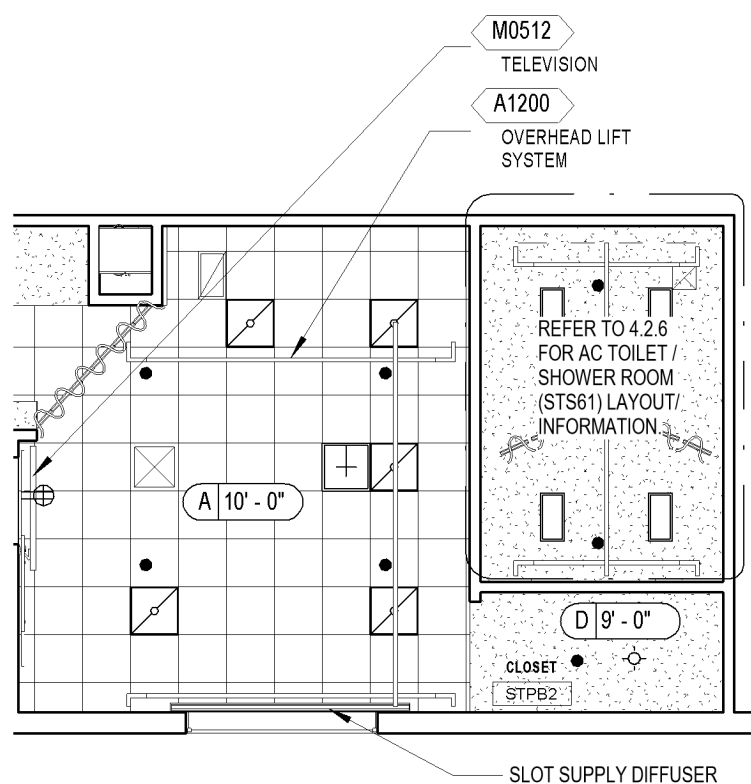
Floor Plan



750 NSF (69.7 NSM)



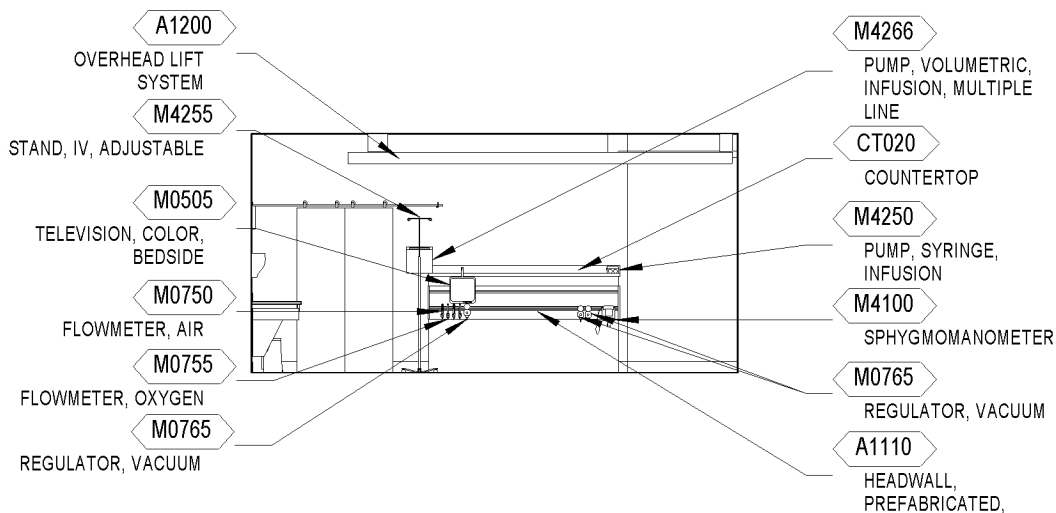
Reflected Ceiling Plan



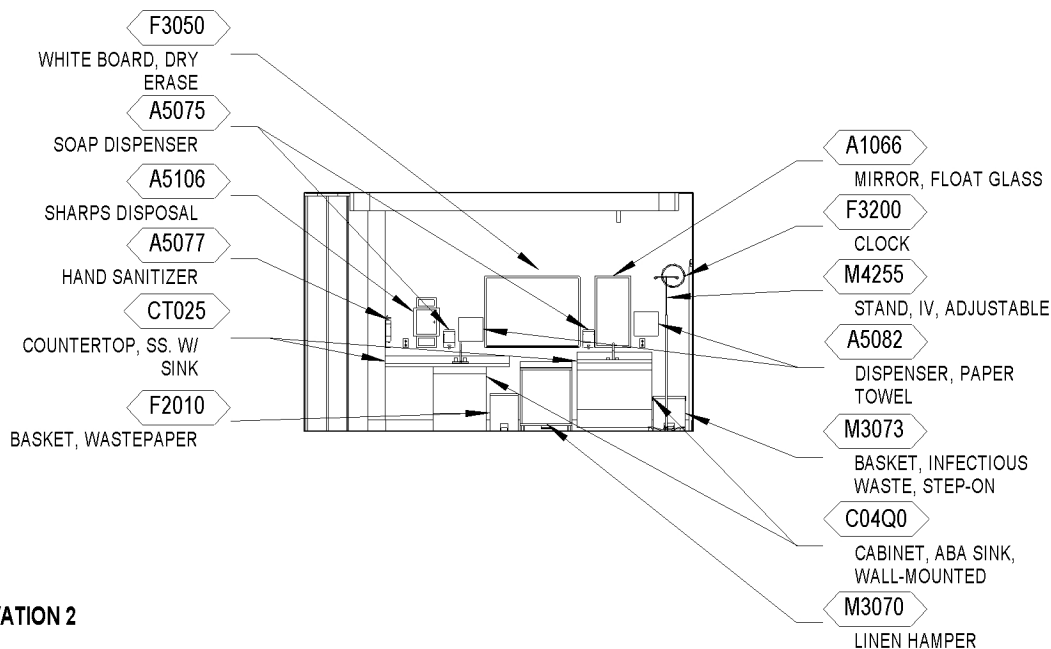
750 NSF (69.7 NSM)



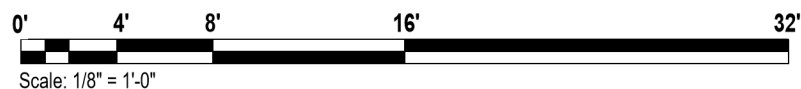
Elevations



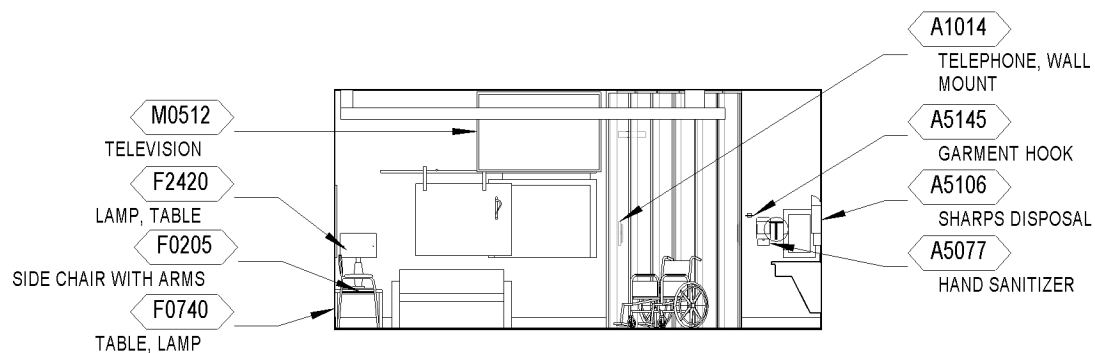
ELEVATION 1



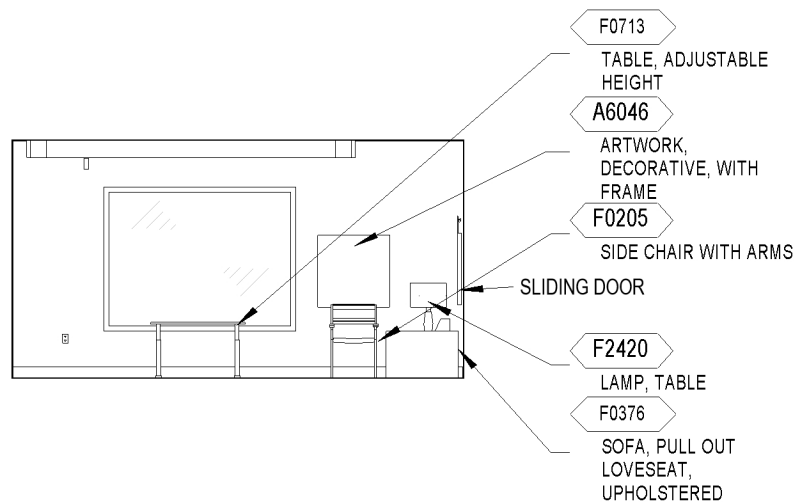
ELEVATION 2



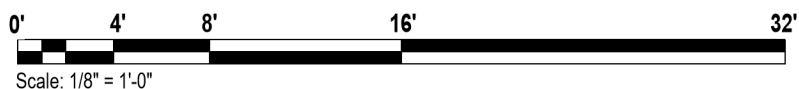
Elevations



ELEVATION 3



ELEVATION 4



Room Data

ARCHITECTURE & INTERIOR DESIGN

Ceiling Type	m:AT
Ceiling Height	10'-0"
Wall Finish	m:GWB [64] f:P m:RWC [54] h:4'-8" at exposed corner and travel routes,
Base	m:RB h:4"
Floor Finish	m:LVT
Slab Depression	No
Doors	M:Wood t:3,5 dg:T s:XN
Hardware	Hw: 8B

Refer to current version of Interiors Design Manual PG-18-10, and Program Guide, Room Finishes, Door, & Hardware Schedule PG 18-14.

POWER

Normal Power: To be connected to selected receptacles and equipment.

Emergency Power: Critical branch of the EES to be connected to selected receptacles and equipment.

NOTES:

1. In addition to receptacles located in Patient Bed Service Wall, provide two receptacles at each side of the headwall at each bed
2. Provide one dedicated duplex for every television at 18" below finished ceiling.

HVAC

Refer to in current version of HVAC Design Manual for Spinal Cord Injury/Disorders Center room information.

LIGHTING

Refer to current version of Lighting Design Manual Section 4.3.4 Patient Room, General for lighting design considerations.

NOTES:

1. Review light control locations within room with users to determine best location for room function.
2. Consider the occupants mobility, movement, and anthropometrics when selecting and locating occupant sensing technology.



COMMUNICATIONS

Data (general and at headwall)	Yes
Telephone	Yes
Television, MATV	Yes
Television, MATV at headwall	Yes
Duress Alarm	No
Electronic Access	No
Intercom	Yes
Nurse Call, Special (SCI/D)	Yes
Motion Intrusion Detection (MID)	No
Public Access	Yes
Security Surveillance Television (SSTV)	No
Motion Sensor	No
Clock	Yes
Wi-Fi	Yes

Refer to current version of the
Telecommunications Design Manual.

FIRE PROTECTION

Alarm Detection	Yes
Alarm Annunciator	No
Sprinkler	Yes
Hazard Type	Light
Refer to current version of the Fire Protection Design Manual.	

MEDICAL GAS

Oxygen	Yes
Medical Air	Yes
Medical Vacuum	Yes
Provide Medical Gases in accordance with the current version of the Plumbing Design Manual and discussions with VA Medical Staff.	

PLUMBING

Cold water	Yes
Hot water	Yes
Waste	Yes

Provide plumbing fixtures indicated by design
guide plate and meet requirements in the
current version of the Plumbing Design Manual
and Division 22 Specifications.



Equipment List

JSN	NAME	QTY	ACQ/INS	DESCRIPTION
A1014	Telephone, Wall Mounted, 1 Line, With Speaker	2	V / V	Telephone, wall mounted, 1 line, with speaker.
A1110	Headwall, Prefabricated, General, 1-2 bed	2	C / C	1-2 bed, general, prefabricated headwall. Unit consists of a patient service module for general care, single or double bed type. It contains lighting, medical gases, electrical outlets, nurse call and bed bumper. Specify number and type of medical gas and electrical outlets.
A1200	Lift System, Overhead,	2	V / C	An overhead ceiling mounted rail system specifically designed for patient lifting and movement within a patient room. The system will consist of recessed or ceiling mounted primary and secondary rails, lift motor with carriage, patient harness or seat, and a hand controller or control box with charger (other charging options may be available). System will facilitate lifting and movement of patient to and from bed, to stretcher, chair or other requirements. Lifting capacity is 550 pounds. Custom design of track layout by manufacturer is essential to meet individual facility requirements.
A5075	Dispenser, Soap, Disposable	4	V / V	Disposable soap dispenser. One-handed dispensing operation. Designed to accommodate disposable soap cartridge and valve.
A5077	Dispenser, Hand Sanitizer, Hands-Free	2	V / V	A touch free wall-mounted hand sanitizer dispenser. For use throughout a healthcare facility. Unit does not include the sanitizing liquid. Units are battery operated.
A5082	Dispenser, Paper Towel, Sensor, Hands Free	4	C / C	A surface mounted, sensor activated, automatic, roll paper towel dispenser. The unit dispenses a paper towel automatically only when hands are placed in position below the dispenser for maximum sanitation and hygiene. May include adjustable settings for sheet



JSN	NAME	QTY	ACQ/INS	DESCRIPTION
				length, time delay, and sensor range. Unit is battery operated or with optional AC power adapter.
A5106	Waste Disposal Unit, Sharps w/Glove Dispenser	2	V / V	The unit is designed for the disposal of sharps and complies with OSHA guidelines for the handling of sharps. It shall house a 5 quart container and be capable of being mounted on a wall. It shall have a glove dispenser attached. The unit shall be secured by a locked enclosure.
A5145	Hook, Garment, Double, SS, Surface Mounted	2	C / C	A surface mounted, satin finish stainless steel, double garment hook. Equipped with a concealed mounting bracket that is secured to a concealed wall plate. For general purpose use throughout the facility to hang various items of apparel.
A5180	Track, Cubicle, Surface Mounted, With Curtain	2	V / V	Surface mounted cubicle track, with curtain. Track constructed of thick extruded aluminum. Equipped with self lubricating carriers, beaded drop chain hooks, and flame resistant curtain. To include removable end caps. Designed to be suspended around patient areas where privacy is needed. Price listed is per foot of the track, curtains to be priced per quote.
A6046	Artwork, Decorative, With Frame	2	V / V	This JSN is to be used for determining and defining location of decorative artwork.
C04Q0	Cabinet, ABA Sink, Wall-Mounted	2	C / C	Wall mounted sink support cabinet for drop-in sink with vertical fascia and angled ABA profile, also referred to as ABA sink cabinet. Removable front panel to permit access to plumbing. Medium density M-3 particle board core construction faced with high pressure vertical grade decorative plastic laminate on exposed surfaces and melamine on semi-exposed and concealed surfaces; plastic laminate edge banding. Includes all attaching hardware including support rail.



JSN	NAME	QTY	ACQ/INS	DESCRIPTION
CT020	Countertop, Solid Surface	1	C / C	A solid, nonporous countertop with a smooth seamless appearance. Easy to clean and maintain and with proper cleaning does not support the growth of mold. An acrylic-based solid surface product. Standard thickness of 1", and a 4" butt backsplash/curb. Also referred to as a work surface or work top. Available in a choice of colors and depths. Used in lab and other hospital areas requiring optimum physical and chemical resisting properties.
CT025	Countertop, Solid Surface with Sink Combination	2	C / C	A solid, nonporous countertop approximately 36"W x 22"D with a undercounter sink combination. The countertop is an acrylic-based solid surface product with a standard thickness of 1", and a 4" butt backsplash/curb. Surfaces will be easy to clean and maintain. Also referred to as a work surface or work top with sink. Available in a choice of colors, depths and sink shapes. Used for various applications in patient rooms, restrooms and throughout the facility. Usually a part of a casework interior design program. Unit does not include the drain and faucet.
F0205	Chair, Side With Arms	2	V / V	Upholstered side chair, 32" high X 21" wide X 23" deep with arms, padded seats and padded backs. Seat height is a minimum of 17". Available with or without sled base.
F0376	Sofa, Loveseat, Upholstered	2	V / V	Loveseat with metal or solid wood frame. Arms, back and cushions are foam padded and upholstered in woven textile fabric. Typically used in residential living room or family room setting. Seats 2 comfortably. Folds out for Sleeping.
F0400	Cabinet, Bedside, Door, Drawer	2	V / V	Bedside cabinet for storage of both the patient's personal items and small patient support items. Approximately 31" high X 21" wide X 19" deep with one (1) drawer and one (1) closed storage



JSN	NAME	QTY	ACQ/INS	DESCRIPTION
				closet. Drawer is removable so interior can be sanitized. May come in a 3 drawer version.
F0713	Table, Adjustable Height	2	V / V	36W x 24 D adjustable height electric pedestal table with C-foot configuration and integral wire management trough or tray. Height range varies by manufacturer, and model, approximately 22 to 48 inches. Steel tube construction with powder coat finish, and 1 inch thick top with high pressure laminate or wood veneer surface. System includes integral electrical components (including control box, cable trough, power cord for table; U.L. listed pop-up power strip with minimum of two simplex receptacles, data and/or USB ports as needed per facility preference).
F0740	Table, Occasional, Lamp	2	V / V	Occasional lamp table (end table) approximately 20" high X 27" wide X 27" deep with choice of finishes (wood, oak veneer, or high pressure laminate).
F2010	Basket, Wastepaper, Step-On	2	V / V	"Step-on" wastepaper basket with inner liner and foot pedal activated flip top.
F2420	Lamp, Table, With Shade	2	V / V	Table lamp, 27-34" high X 6" wide X 6" deep with linen shade. Convenience outlet required at point of use.
F3050	Whiteboard, Dry Erase	2	V / V	Whiteboard unit, approximately 36" H x 48" W consisting of a white porcelain enamel writing surface with an attached chalk tray. Magnetic surface available. Image can be easily removed with a standard chalkboard eraser. For use with water color pens. Unit is ready to hang.
F3200	Clock, Battery, 12" Diameter	2	V / V	Clock, 12" diameter. Round surface, easy to read numbers with sweep second hand. Wall mounted unit for use when impractical to install a fully synchronized clock system. Battery operated, (batteries not included).



JSN	NAME	QTY	ACQ/INS	DESCRIPTION
M0505	Television, Color, Bedside	2	V / V	Bedside color television. The small size allows the set to be mounted on a "gravity-free" support arm which permits the patient to position the TV for comfortable viewing. The television includes an earphone jack and an AM/FM radio. Database pricing includes television, support arm, support arm wall mount, remote power supply and remote power supply wall mount. Power supply electrical requirement is approximately 1 amp at 120 V per television.
M0512	Television, HDTV, Large Screen, 60"	2	V / V	A high definition (HDTV) multimedia, slim design, 60"W to 65"W color television. The TV will have a 16.9 wide screen aspect ratio with full HD 1080p resolution and HDMI connections. TV may be LED, Plasma or LCD. TV will include a stand.
M0750	Flowmeter, Air, Connect w/50 PSI Supply	2	V / V	Air flowmeter. Unit has a stainless steel needle valve with clear flowtube for connection to 50 PSI air outlet from central pipeline system. Requires the appropriate adapter for connection to the wall outlet and fitting to connect to tubing. Database prices reflect fittings with an attached DISS power outlet. Other outlet and adapter configurations are available.
M0755	Flowmeter, Oxygen, Low Flow	6	V / V	Oxygen flowmeter. Consists of a clear crystal flowtube calibrated to 3.5 or 8 LPM depending on manufacturer. For oxygen regulation in hospital settings. Database pricing includes DISS fitting and DISS power outlet and wall adapter. Other fitting and adapter configurations are available.
M0765	Regulator, Vacuum	6	V / V	Vacuum pressure regulator for connection to central piped vacuum system. Standard display scale is graduated at least from 0 to 200 mm Hg of vacuum. Displays on specialized regulators may cover other vacuum



JSN	NAME	QTY	ACQ/INS	DESCRIPTION
				ranges. Regulator type (continuous, intermittent, continuous/intermittent, surgical, pediatric, thoracic, etc.) as required. To be used in delivery, neonatal, pediatrics or any area where suction is required. Database pricing reflects continuous regulators graduated to 200 mm Hg with a full line vacuum selection switch and DISS configured inlets and outlets.
M3070	Hamper, Linen, Mobile, w/Lid	2	V / V	Mobile linen hamper with hand or foot operated lid. Made of heavy tubular stainless steel with heavy gauge welded steel platform. Holds 25" hamper bags. Mounted on ball bearing casters. For linen transport in hospitals and clinics.
M3073	Container, Biohazard Waste, Step-on, Fire Safe	2	V / V	A biohazard waste container with a step-on lid. The container will have a capacity of approximately 12 gallons and be made of a fire safe material.
M4100	Sphygmomanometer, Aneroid, Wall Mounted	2	V / V	Aneroid sphygmomanometer. Unit is wall mounted and has large graphic dial display for easy reading from all angles. It has a 90 degree (angle) swivel and 10 degree (angle) forward tilt to reduce glare. Unit accuracy is within 1% of reading. Sturdy impact-resistant construction.
M4116	Monitor, Vital Signs	2	V / V	Electronic sphygmomanometer. LCD displays non-invasive blood pressure, pulse rate and temperature. Used in hospitals and clinics. Includes an optional mobile stand.
M4250	Pump, Syringe, Infusion	4	V / V	The infusion syringe pump ensures highly accurate volume delivery and consistent flow for small volumes (<50 ml) of pharmacologic agents or thick feeding solutions. It shall be small, lightweight construction, making it transportable. Shall have menu-driven programming capable of flow rates (e.g. 0.1 or 1.0 mL/hr) that are intended for long-term bedside use and/or critical care patient



JSN	NAME	QTY	ACQ/INS	DESCRIPTION
				transport, plunger positioning sensor, LCD display for easy viewing, volume limit programming to serve as a convenient cue of volume or dose delivery completion and multiple delivery modes for all applications requiring precisely controlled infusion rates. The infusion pump shall have automatic syringe size sensing which will give the flexibility to accept a wide range of syringe sizes (up to 60 mL) from different manufacturers. Shall be battery powered/AC adapter.
M4255	Stand, IV, Adjustable	2	V / V	Adjustable IV stand with 4-hook arrangement. Stand has stainless steel construction with heavy weight base. It adjusts from 66 inches to 100 inches and is mounted on conductive rubber, ball bearing, swivel casters. Stand is used for administering intravenous solutions.
M4266	Pump, Volumetric, Infusion, Multiple Line	2	V / V	Volumetric infusion pump. Pump is self-regulating with automatic sensor and adjustable rate. Equipped with visual and audible alarms and up to 10 hour capacity battery. For the administration of a wide variety of therapeutic agents where precise control is required. Unit provides individual control to IV lines simultaneously.
M7007	Bed, Patient, Electric, Special Care	2	V / V	Electric patient bed for special care areas. Unit features a control panel for the patients operation, IV rod locations and a full range of positions. Includes safety sides, thermal overload protection in the motors, provisions for chest x-rays and fluoroscopy. Bed deck is x-ray translucent.
M7040	Table, Overbed	2	V / V	Overbed table. Adjustable height table constructed of heavy gauge steel. Mounted on 2" diameter twin swivel casters with bumper caps. Table top is constructed with a high pressure plastic laminated surface that resists chipping, scratching, and staining. It includes a

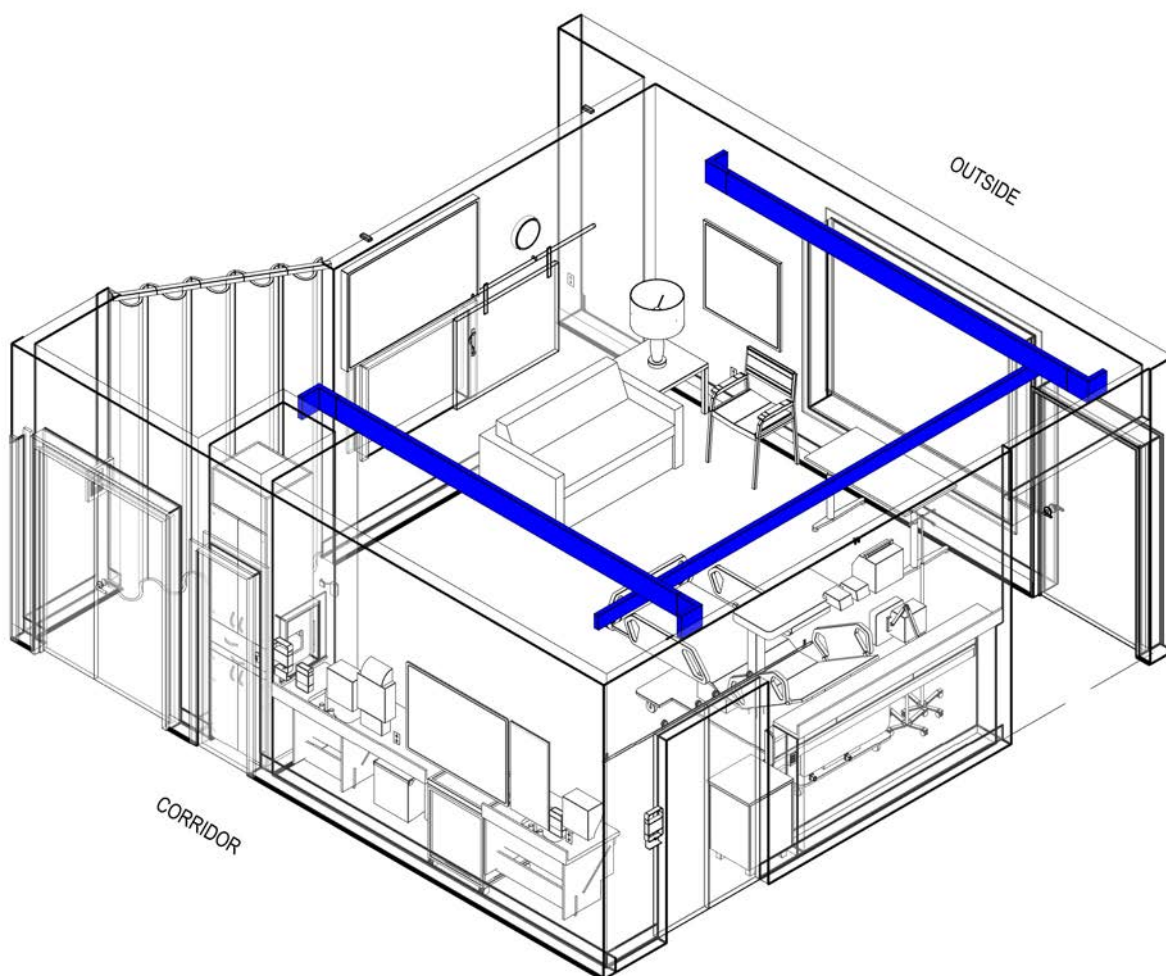


JSN	NAME	QTY	ACQ/INS	DESCRIPTION
				vanity tray and a mirror. Table is designed for use over bed, wheelchair or large chair.
UNSRV	Nurse Server	2	C / C	Decentralized Nurse/Patient Server storage for stocking supplies from outside the room.



4.2.5 LTC Double Resident Bedroom, SCI (RSC12)

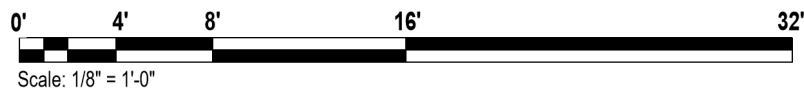
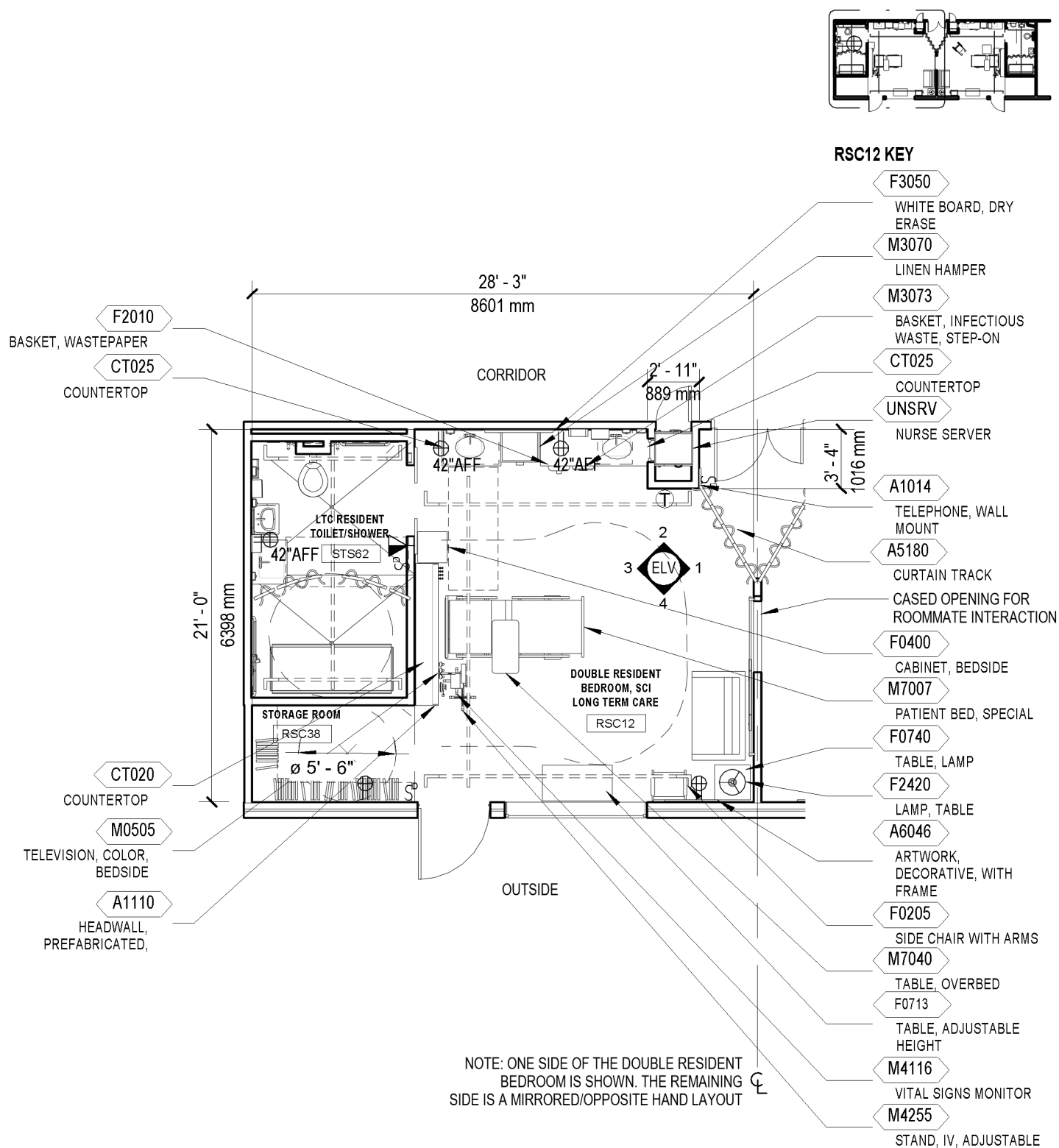
Isometric



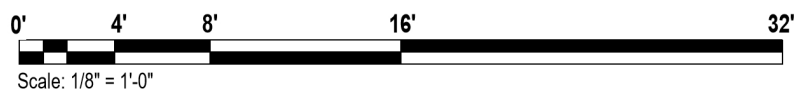
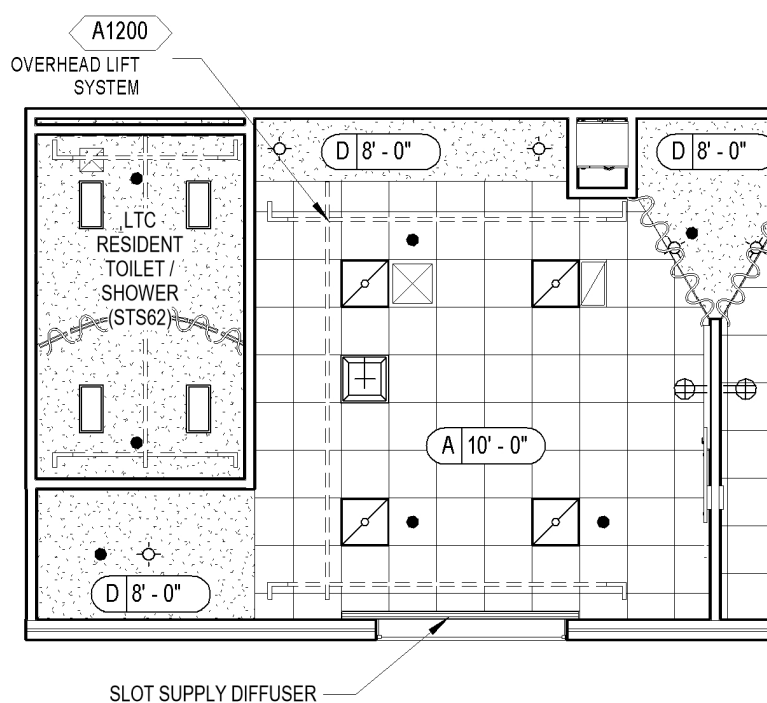
770 NSF (71.5 NSM)



Floor Plan



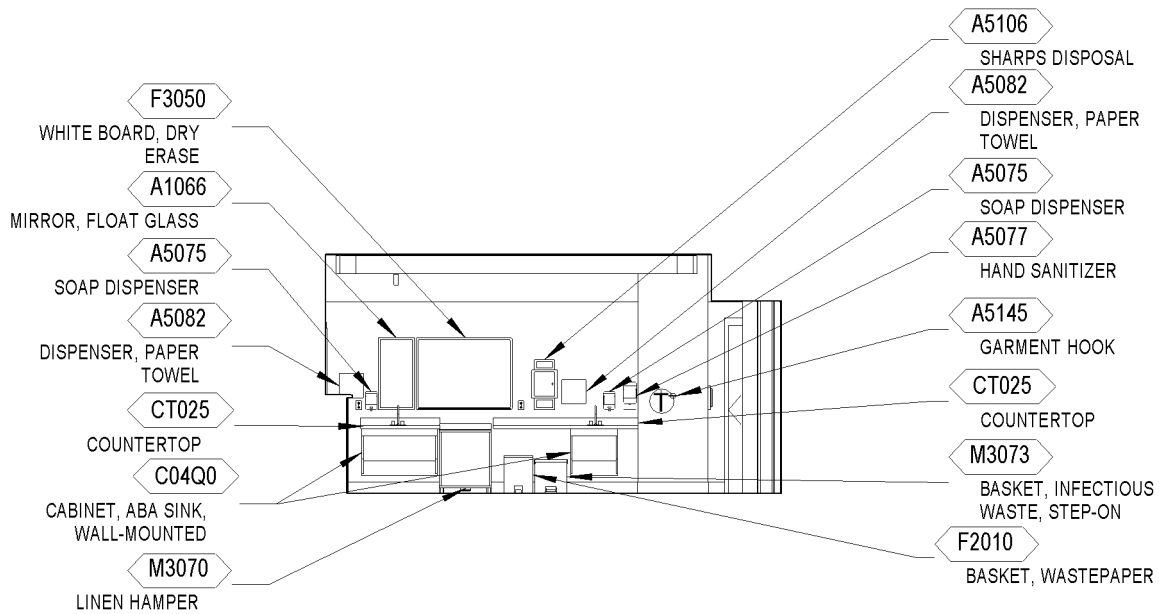
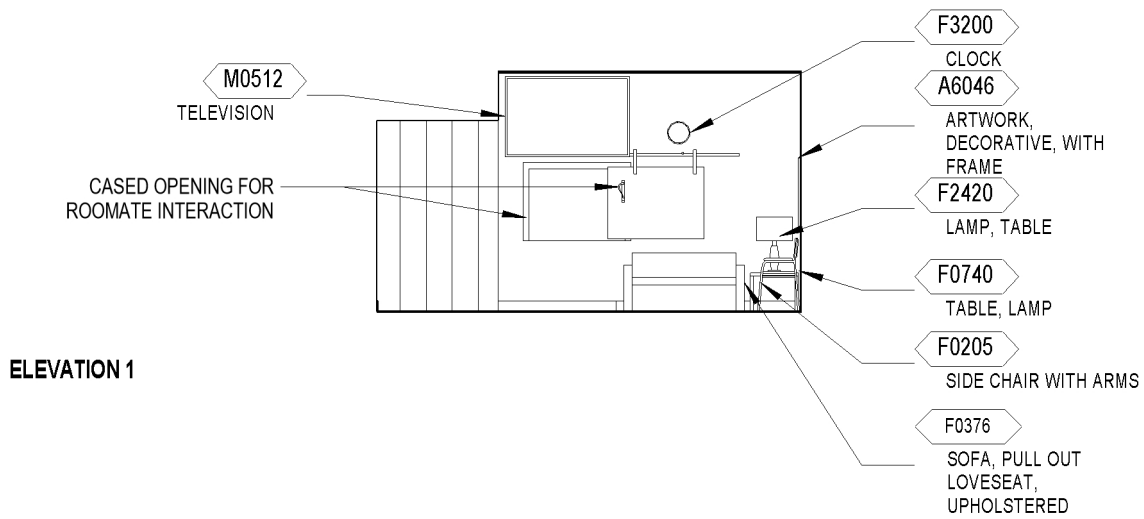
Reflected Ceiling Plan



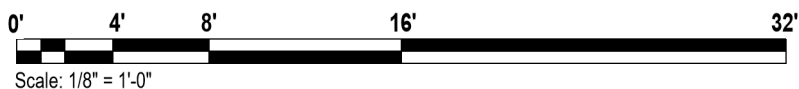
770 NSF (71.5 NSM)



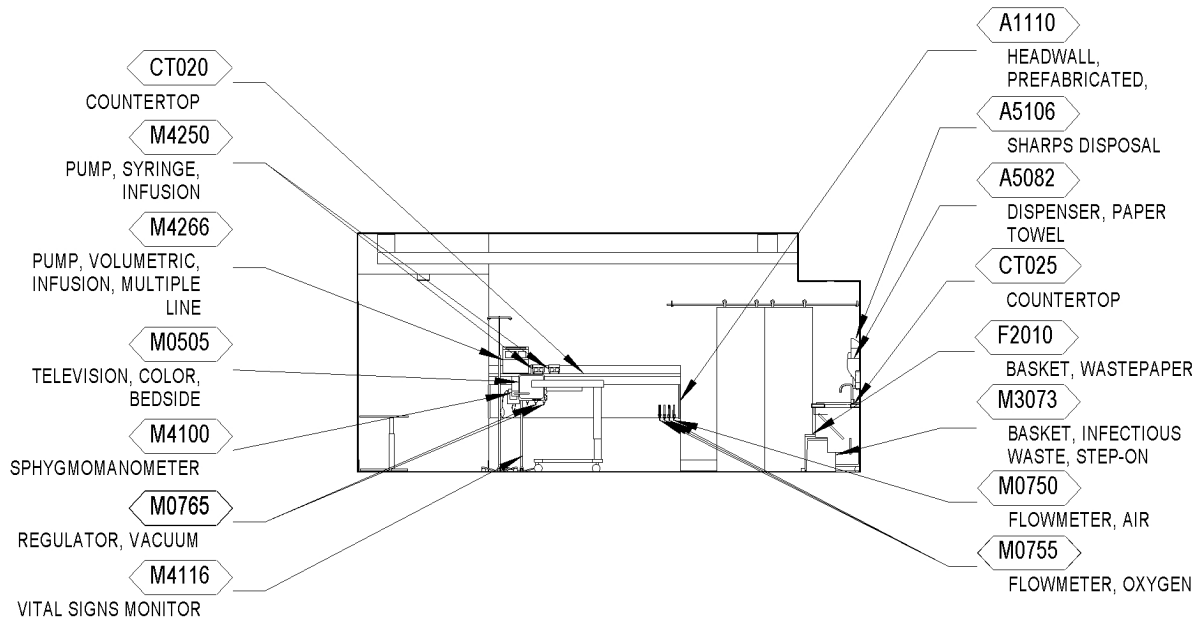
Elevations



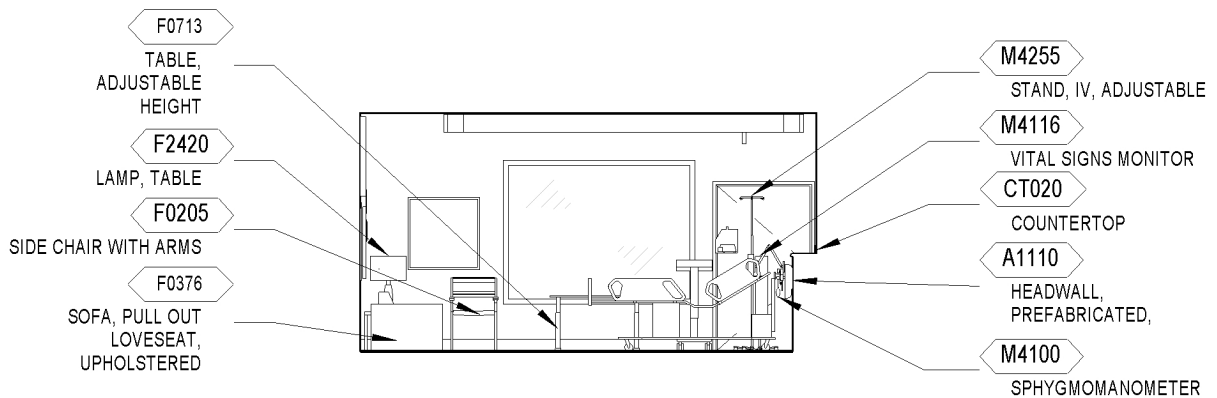
ELEVATION 2



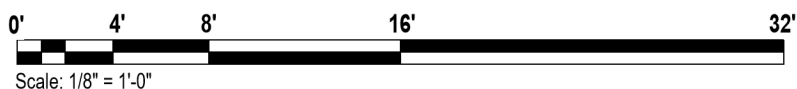
Elevations



ELEVATION 3



ELEVATION 4



Room Data

ARCHITECTURE & INTERIOR DESIGN

Ceiling Type	m:AT
Ceiling Height	10'-0"
Wall Finish	m:GWB [64] m:RWC [54] h:4'-8" at exposed corner and travel routes
Base	m:RB H:4"
Floor Finish	m:LVT
Slab Depression	No
Doors	m:Wood t:1,5 dg:T s:XN
Hardware	Hw:8B

Refer to current version of Interiors Design Manual PG-18-10, and Program Guide, Room Finishes, Door, & Hardware Schedule PG 18-14.

POWER

Normal Power: To be connected to selected receptacles and equipment.

Emergency Power: Critical branch of the EES to be connected to selected receptacles and equipment.

NOTES:

1. In addition to receptacles located in Patient Bed Service Wall, provide two receptacles at each side of the headwall at each bed
2. Provide one dedicated duplex for every television at 18" below finished ceiling.

HVAC

Refer to in current version of HVAC Design Manual for Spinal Cord Injury/Disorders Center room information.

LIGHTING

Refer to current version of Lighting Design Manual Section 4.3.7 Patient Room, Residential for resident/long term care bedroom lighting design considerations.

NOTES:

1. Review light control locations within room with users to determine best location for room function.
2. Consider the occupants mobility, movement, and anthropometrics when selecting and locating occupant sensing technology.



COMMUNICATIONS

Data (general and at headwall)	Yes
Telephone	Yes
Television, MATV	Yes
Television, MATV at headwall	Yes
Duress Alarm	No
Electronic Access	No
Intercom	Yes
Nurse Call, Special (SCI/D)	Yes
Motion Intrusion Detection (MID)	No
Public Access	Yes
Security Surveillance Television (SSTV)	No
Motion Sensor	No
Clock	Yes
Wi-Fi	Yes

Refer to current version of the
Telecommunications Design Manual.

FIRE PROTECTION

Alarm Detection	Yes
Alarm Annunciator	No
Sprinkler	Yes
Hazard Type	Light
Refer to current version of the Fire Protection Design Manual.	

MEDICAL GAS

Oxygen	Yes
Medical Air	Yes
Medical Vacuum	Yes
Provide Medical Gases in accordance with the current version of the Plumbing Design Manual and discussions with VA Medical Staff.	

PLUMBING

Cold water	Yes
Hot water	Yes
Waste	Yes

Provide plumbing fixtures indicated by design
guide plate and meet requirements in the
current version of the Plumbing Design Manual
and Division 22 Specifications.



Equipment List

JSN	NAME	QTY	ACQ/INS	DESCRIPTION
A1014	Telephone, Wall Mounted, 1 Line, With Speaker	2	V / V	Telephone, wall mounted, 1 line, with speaker.
A1110	Headwall, Prefabricated, General, 1-2 bed	2	C / C	1-2 bed, general, prefabricated headwall. Unit consists of a patient service module for general care, single or double bed type. It contains lighting, medical gases, electrical outlets, nurse call and bed bumper. Specify number and type of medical gas and electrical outlets.
A1200	Lift System, Overhead	2	V / C	An overhead ceiling mounted rail system specifically designed for patient lifting and movement within a patient room. The system will consist of recessed or ceiling mounted primary and secondary rails, lift motor with carriage, patient harness or seat, and a hand controller or control box with charger (other charging options may be available). System will facilitate lifting and movement of patient to and from bed, to stretcher, chair, bathroom or other requirements. Lifting capacity is 550 pounds. Custom design of track layout by manufacturer is essential to meet individual facility requirements.
A5075	Dispenser, Soap, Disposable	2	V / V	Disposable soap dispenser. One-handed dispensing operation. Designed to accommodate disposable soap cartridge and valve.
A5077	Dispenser, Hand Sanitizer, Hands-Free	2	V / V	A touch free wall-mounted hand sanitizer dispenser. For use throughout a healthcare facility. Unit does not include the sanitizing liquid. Units are battery operated.
A5082	Dispenser, Paper Towel, Sensor, Hands Free	2	C / C	A surface mounted, sensor activated, automatic, roll paper towel dispenser. The unit dispenses a paper towel automatically only when hands are placed in position below the dispenser for maximum sanitation and hygiene. May



JSN	NAME	QTY	ACQ/INS	DESCRIPTION
				include adjustable settings for sheet length, time delay, and sensor range. Unit is battery operated or with optional AC power adapter.
A5106	Waste Disposal Unit, Sharps w/Glove Dispenser	2	V / V	The unit is designed for the disposal of sharps and complies with OSHA guidelines for the handling of sharps. It shall house a 5 quart container and be capable of being mounted on a wall. It shall have a glove dispenser attached. The unit shall be secured by a locked enclosure.
A5145	Hook, Garment, Double, SS, Surface Mounted	2	C / C	A surface mounted, satin finish stainless steel, double garment hook. Equipped with a concealed mounting bracket that is secured to a concealed wall plate. For general purpose use throughout the facility to hang various items of apparel.
A5180	Track, Cubicle, Surface Mounted, With Curtain	2	V / V	Surface mounted cubicle track, with curtain. Track constructed of thick extruded aluminum. Equipped with self lubricating carriers, beaded drop chain hooks, and flame resistant curtain. To include removable end caps. Designed to be suspended around patient areas where privacy is needed. Price listed is per foot of the track, curtains to be priced per quote.
A6046	Artwork, Decorative, With Frame	2	V / V	This JSN is to be used for determining and defining location of decorative artwork.
C04Q0	Cabinet, ABA Sink, Height Adjustable, Wall-Mounted	4	C / C	Height Adjustable, wall mounted sink support cabinet for drop-in sink with vertical fascia and angled ABA profile, also referred to as ABA sink cabinet. Removable front panel to permit access to plumbing. Medium density M-3 particle board core construction faced with high pressure vertical grade decorative plastic laminate on exposed surfaces and melamine on semi-exposed and concealed surfaces; plastic laminate



JSN	NAME	QTY	ACQ/INS	DESCRIPTION
				edge banding. Includes all attaching hardware including support rail.
CT025	Countertop, Solid Surface with Sink Combination	4	C / C	A solid, nonporous countertop approximately 36"W x 22"D with a undercounter sink combination. The countertop is an acrylic-based solid surface product with a standard thickness of 1", and a 4" butt backsplash/curb. Surfaces will be easy to clean and maintain. Also referred to as a work surface or work top with sink. Available in a choice of colors, depths and sink shapes. Used for various applications in patient rooms, restrooms and throughout the facility. Usually a part of a casework interior design program. Unit does not include the drain and faucet.
F0400	Cabinet, Bedside, Door, Drawer	2	V / V	Bedside cabinet for storage of both the patient's personal items and small patient support items. Approximately 31" high X 21" wide X 19" deep with one (1) drawer and one (1) closed storage closet. Drawer is removable so interior can be sanitized. May come in a 3 drawer version.
F0713	Table, Adjustable Height	2	V / V	36W x 24 D adjustable height electric pedestal table with C-foot configuration and integral wire management trough or tray. Height range varies by manufacturer, and model, approximately 22 to 48 inches. Steel tube construction with powder coat finish, and 1 inch thick top with high pressure laminate or wood veneer surface. System includes integral electrical components (including control box, cable trough, power cord for table; U.L. listed pop-up power strip with minimum of two simplex receptacles, data and/or USB ports as needed per facility preference).
F0740	Table, Occasional, Lamp	2	V / V	Occasional lamp table (end table) approximately 20" high X 27" wide X 27"



JSN	NAME	QTY	ACQ/INS	DESCRIPTION
				deep with choice of finishes (wood, oak veneer, or high pressure laminate).
F2010	Basket, Wastepaper, Step-On	2	V / V	"Step-on" wastepaper basket with inner liner and foot pedal activated flip top.
F2420	Lamp, Table, With Shade	2	V / V	Table lamp, 27-34" high X 6" wide X 6" deep with linen shade. Convenience outlet required at point of use.
F3050	Whiteboard, Dry Erase	2	V / V	Whiteboard unit, approximately 36" H x 48" W consisting of a white porcelain enamel writing surface with an attached chalk tray. Magnetic surface available. Image can be easily removed with a standard chalkboard eraser. For use with water color pens. Unit is ready to hang.
F3200	Clock, Battery, 12" Diameter	2	V / V	Clock, 12" diameter. Round surface, easy to read numbers with sweep second hand. Wall mounted unit for use when impractical to install a fully synchronized clock system. Battery operated, (batteries not included).
M0505	Television, Color, Bedside	2	V / V	Bedside color television. The small size allows the set to be mounted on a "gravity-free" support arm which permits the patient to position the TV for comfortable viewing. The television includes an earphone jack and an AM/FM radio. Database pricing includes television, support arm, support arm wall mount, remote power supply and remote power supply wall mount. Power supply electrical requirement is approximately 1 amp at 120 V per television.
M0512	Television, HDTV, Large Screen, 60"	2	V / V	A high definition (HDTV) multimedia, slim design, 60"W to 65"W color television. The TV will have a 16.9 wide screen aspect ratio with full HD 1080p resolution and HDMI connections. TV may be LED, Plasma or LCD. TV will include a stand.



JSN	NAME	QTY	ACQ/INS	DESCRIPTION
M0750	Flowmeter, Air, Connect w/50 PSI Supply	2	V / V	Air flowmeter. Unit has a stainless steel needle valve with clear flowtube for connection to 50 PSI air outlet from central pipeline system. Requires the appropriate adapter for connection to the wall outlet and fitting to connect to tubing. Database prices reflect fittings with an attached DISS power outlet. Other outlet and adapter configurations are available.
M0755	Flowmeter, Oxygen, Low Flow	6	V / V	Oxygen flowmeter. Consists of a clear crystal flowtube calibrated to 3.5 or 8 LPM depending on manufacturer. For oxygen regulation in hospital settings. Database pricing includes DISS fitting and DISS power outlet and wall adapter. Other fitting and adapter configurations are available.
M0765	Regulator, Vacuum	6	V / V	Vacuum pressure regulator for connection to central piped vacuum system. Standard display scale is graduated at least from 0 to 200 mm Hg of vacuum. Displays on specialized regulators may cover other vacuum ranges. Regulator type (continuous, intermittent, continuous/intermittent, surgical, pediatric, thoracic, etc.) as required. To be used in delivery, neonatal, pediatrics or any area where suction is required. Database pricing reflects continuous regulators graduated to 200 mm Hg with a full line vacuum selection switch and DISS configured inlets and outlets.
M3070	Hamper, Linen, Mobile, w/Lid	2	V / V	Mobile linen hamper with hand or foot operated lid. Made of heavy tubular stainless steel with heavy gauge welded steel platform. Holds 25" hamper bags. Mounted on ball bearing casters. For linen transport in hospitals and clinics.
M3073	Container, Biohazard Waste, Step-on, Fire Safe	2	V / V	A biohazard waste container with a step-on lid. The container will have a capacity



JSN	NAME	QTY	ACQ/INS	DESCRIPTION
				of approximately 12 gallons and be made of a fire safe material.
M4100	Sphygmomanometer, Aneroid, Wall Mounted	2	V / V	Aneroid sphygmomanometer. Unit is wall mounted and has large graphic dial display for easy reading from all angles. It has a 90 degree (angle) swivel and 10 degree (angle) forward tilt to reduce glare. Unit accuracy is within 1% of reading. Sturdy impact-resistant construction.
M4116	Monitor, Vital Signs	2	V / V	Electronic sphygmomanometer. LCD displays non-invasive blood pressure, pulse rate and temperature. Used in hospitals and clinics. Includes an optional mobile stand.
M4250	Pump, Syringe, Infusion	4	V / V	The infusion syringe pump ensures highly accurate volume delivery and consistent flow for small volumes (<50 ml) of pharmacologic agents or thick feeding solutions. It shall be small, lightweight construction, making it transportable. Shall have menu-driven programming capable of flow rates (e.g. 0.1 or 1.0 mL/hr) that are intended for long-term bedside use and/or critical care patient transport, plunger positioning sensor, LCD display for easy viewing, volume limit programming to serve as a convenient cue of volume or dose delivery completion and multiple delivery modes for all applications requiring precisely controlled infusion rates. The infusion pump shall have automatic syringe size sensing which will give the flexibility to accept a wide range of syringe sizes (up to 60 mL) from different manufacturers. Shall be battery powered/AC adapter.
M4255	Stand, IV, Adjustable	2	V / V	Adjustable IV stand with 4-hook arrangement. Stand has stainless steel construction with heavy weight base. It adjusts from 66 inches to 100 inches and is mounted on conductive rubber, ball

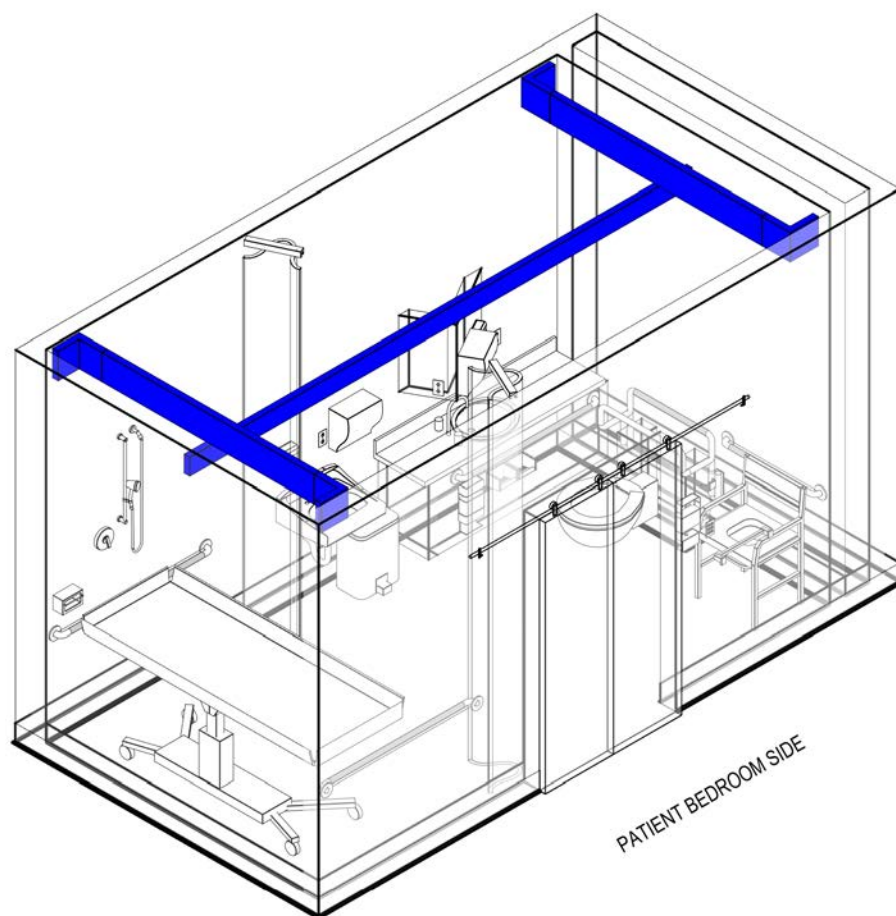


JSN	NAME	QTY	ACQ/INS	DESCRIPTION
				bearing, swivel casters. Stand is used for administering intravenous solutions.
M4266	Pump, Volumetric, Infusion, Multiple Line	2	V / V	Volumetric infusion pump. Pump is self-regulating with automatic sensor and adjustable rate. Equipped with visual and audible alarms and up to 10 hour capacity battery. For the administration of a wide variety of therapeutic agents where precise control is required. Unit provides individual control to IV lines simultaneously.
M7007	Bed, Patient, Electric, Special Care	2	V / V	Electric patient bed for special care areas. Unit features a control panel for the patients operation, IV rod locations and a full range of positions. Includes safety sides, thermal overload protection in the motors, provisions for chest x-rays and fluoroscopy. Bed deck is x-ray translucent.
M7040	Table, Overbed	2	V / V	Overbed table. Adjustable height table constructed of heavy gauge steel. Mounted on 2" diameter twin swivel casters with bumper caps. Table top is constructed with a high pressure plastic laminated surface that resists chipping, scratching, and staining. It includes a vanity tray and a mirror. Table is designed for use over bed, wheelchair or large chair.
UNSRV	Nurse Server	2	C / C	Decentralized Nurse/Patient Server storage for stocking supplies from outside the room.



4.2.6 SCI AC Patient Toilet/ Shower, Bldg Sprt (SB154)

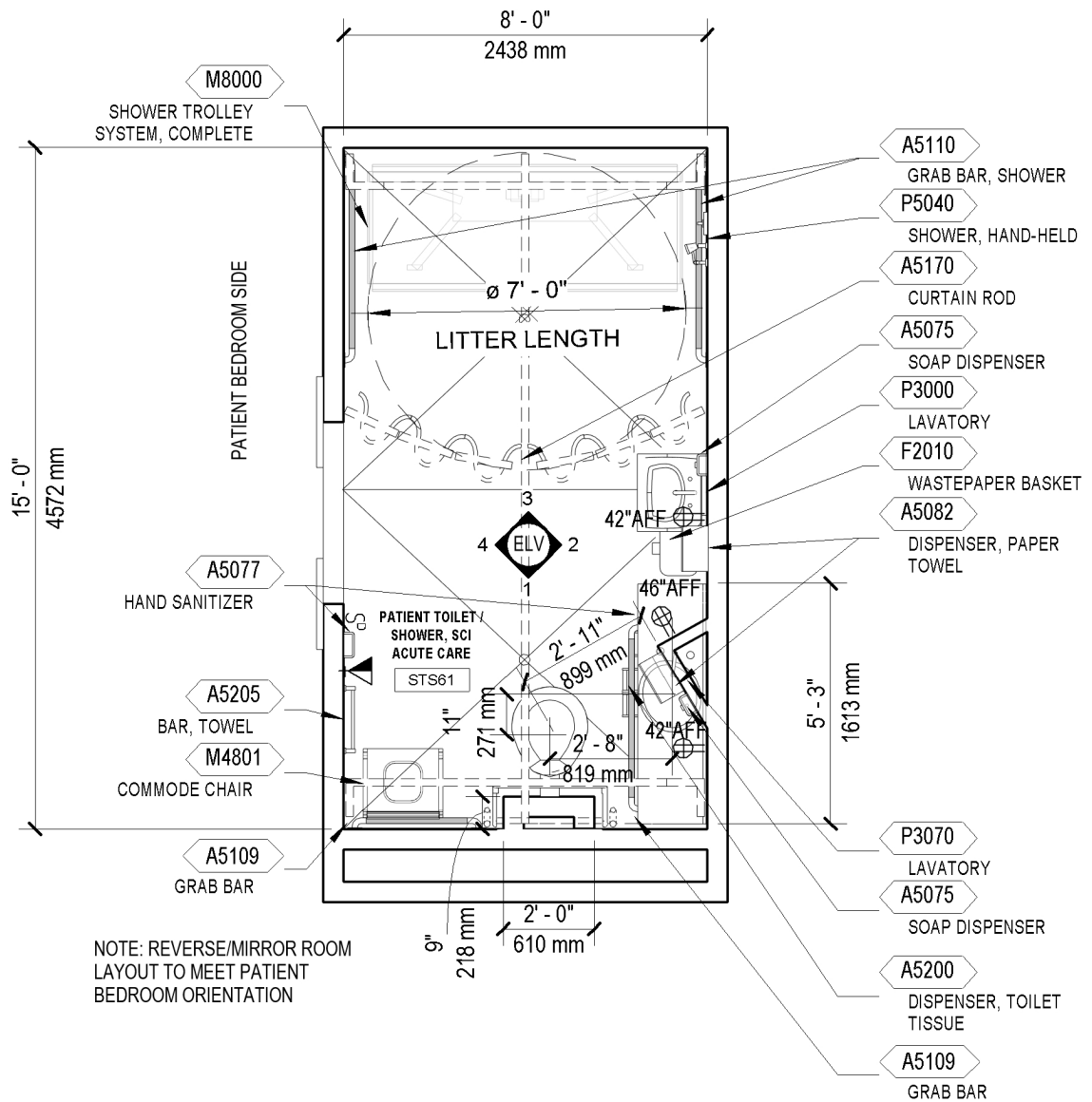
Isometric



120 NSF (11.1 NSM)



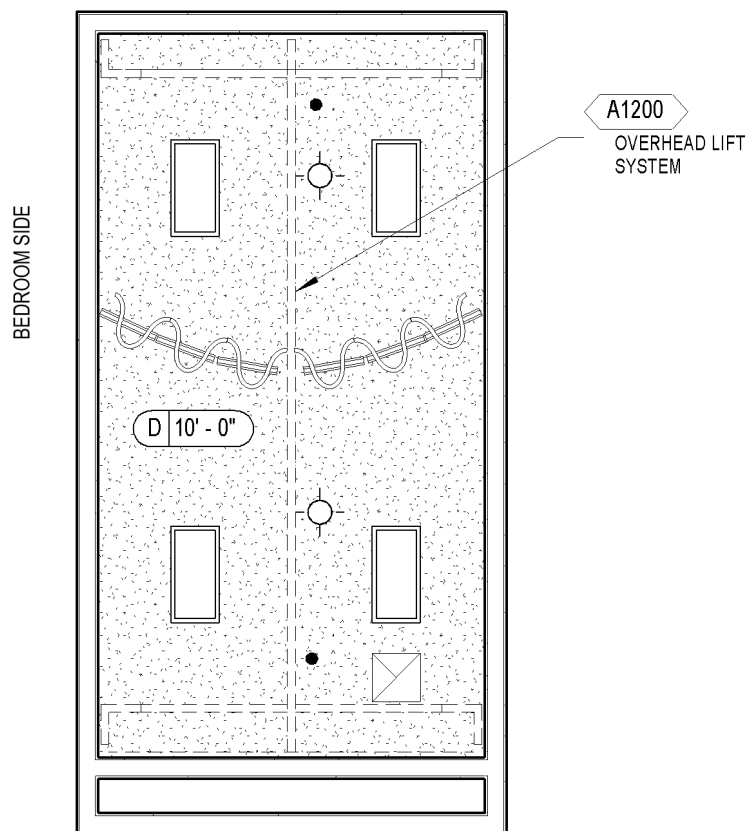
Floor Plan



120 NSF (11.1 NSM)



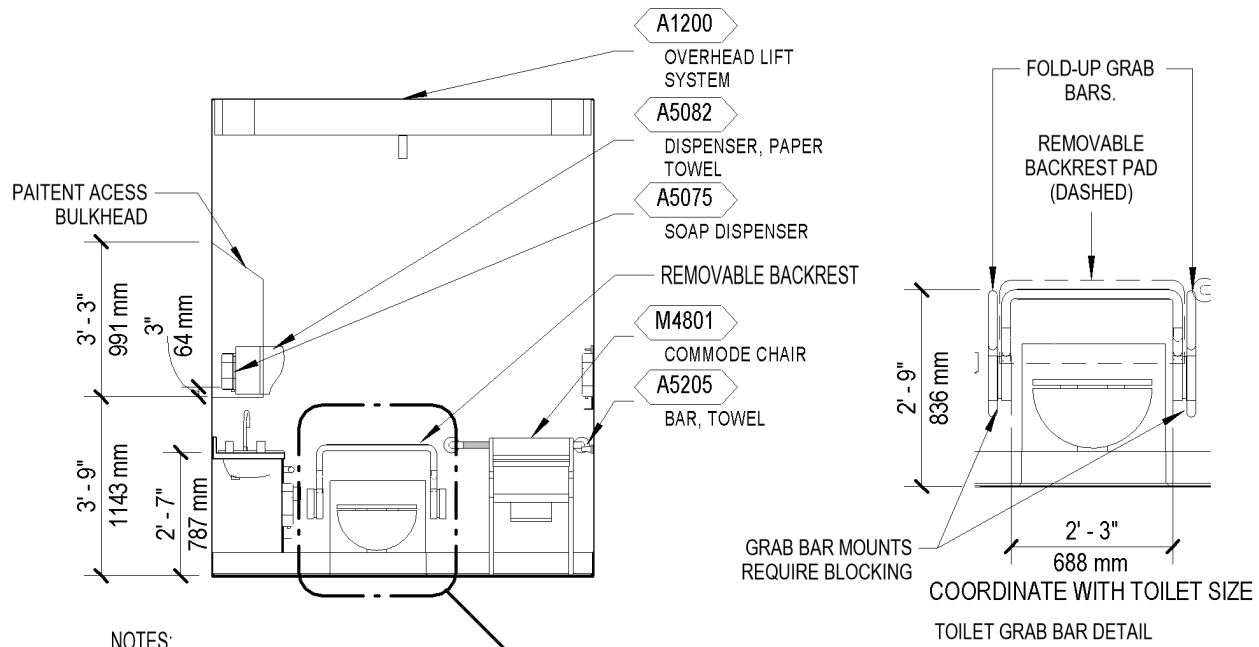
Reflected Ceiling Plan



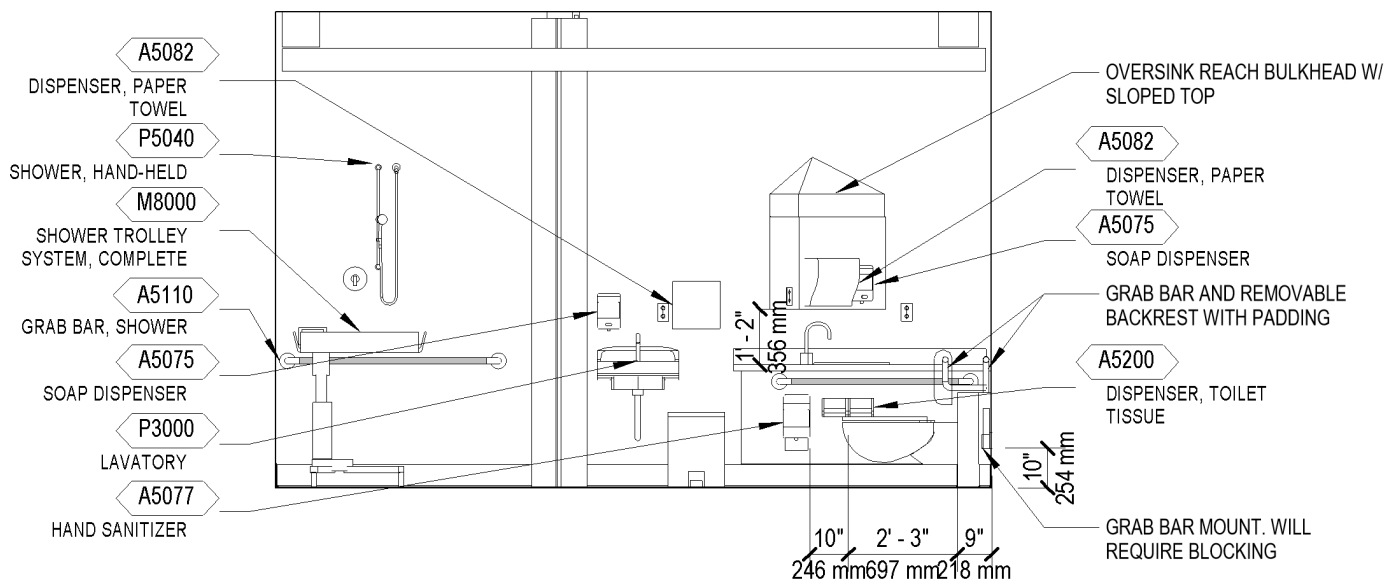
120 NSF (11.1 NSM)



Elevations



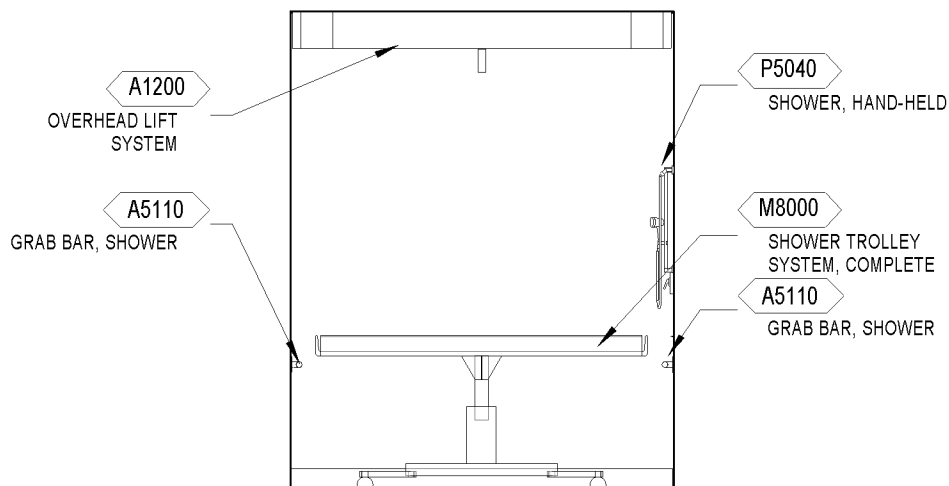
ELEVATION 1



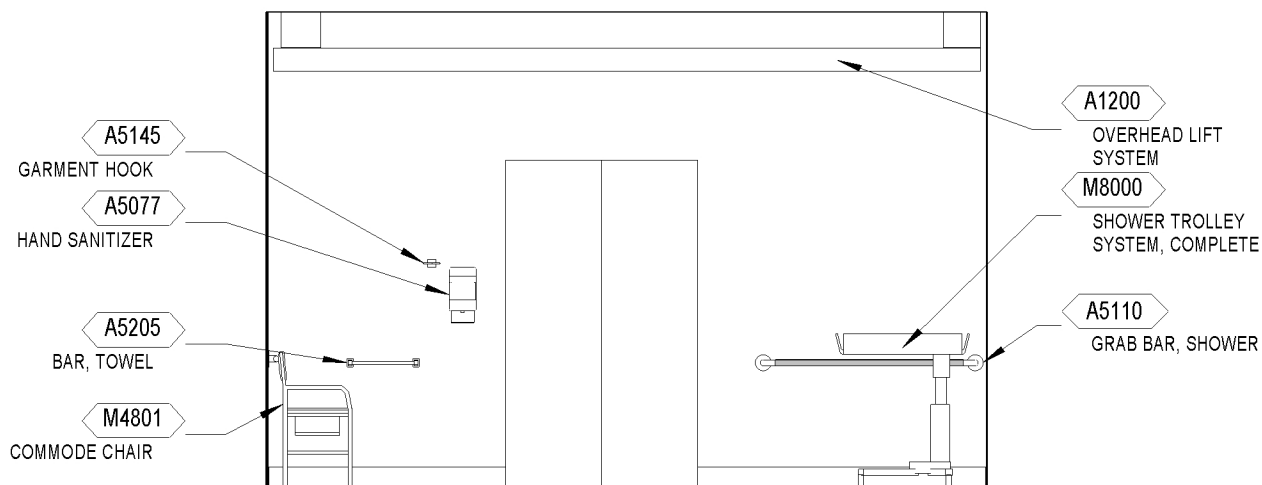
ELEVATION 2



Elevations



ELEVATION 3



ELEVATION 4



Room Data

ARCHITECTURE & INTERIOR DESIGN

Ceiling Type	m:GWB F:SC
Ceiling Height	10'-0"
Wall Finish	m:PT [7] h:4'-8" m:CT [7] h:4'-8" m:S [7, 44]
Base	m:PT[7] h:4" m:RES[7] h:4"
Floor Finish	m:PT m:RES[74]
Slab Depression	No
Doors	m:Wood t:6,6 s:NN ADO
Hardware	hw: 13

Refer to current version of Interiors Design Manual PG-18-10, and Program Guide, Room Finishes, Door, & Hardware Schedule PG 18-14.

POWER

Normal Power: To be connected to selected receptacles and equipment.

Emergency Power: Critical branch of the EES to be connected to selected receptacles and equipment.

Refer to current version of Electrical Design Manual.

HVAC

Refer to the current version of HVAC Design Manual for Spinal Cord Injury/Disorders Center room information, wet exhaust requirements and related considerations.

LIGHTING

Refer to current version of Lighting Design Manual Section 4.3.8 Patient Toilet/Shower for lighting design consideration.

NOTES:

1. Review light control locations within room with users to determine best location for room function.
2. Consider the occupants mobility, movement, and anthropometrics when selecting and locating occupant sensing technology.



COMMUNICATIONS

Data	No
Telephone	No
Cable / MATV Television	No
Duress Alarm	Yes
Electronic Access	No
Intercom	Yes
Nurse Call, Special (SCI/D)	Yes
Motion Intrusion Detection (MID)	No
Public Access	No
Security Surveillance Television (SSTV)	No
Motion Sensor	No
Clock	No
Wi-Fi	Yes

Refer to current version of the
Telecommunications Design Manual.

FIRE PROTECTION

Alarm Detection	Yes
Alarm Annunciator	No
Sprinkler	Yes
Hazard Type	Light
Refer to current version of the Fire Protection Design Manual.	

PLUMBING

Cold water	Yes
Hot water	Yes
Waste	Yes

Provide plumbing fixtures indicated by design
guide plate and meet requirements in the
current version of the Plumbing Design Manual
and Division 22 Specifications.



Equipment List

JSN	NAME	QTY	ACQ/INS	DESCRIPTION
A1066	Mirror, Float Glass, With SS Frame	1	C / C	A high quality 1/4" polished float glass mirror 36X18, framed in a one-piece, bright polished, stainless steel channel frame with 90° mitered corners. All edges of the mirror are protected by absorbing filler strips. Mirror has a galvanized steel backS with integral horizontal hanging brackets and wall hanger for concealed mounting. For mounting above single wall mounted lavatories located in toilet areas, Doctors examination offices, etc. May also be used above double lavatories, either wall or countertop mounted, found in restroom areas.
A1200	Lift System, Overhead, Patient Room	1	V / C	An overhead rail system specifically designed for patient lifting and movement for a single bed patient bathroom. The system will consist of recessed or ceiling mounted primary and secondary rails, lift motor with rolling carriage, patient harness or seat, and a hand controller or control box with charger. System will facilitate lifting and movement of patient to and from bed to gurney, chair, bath, commode, or other requirement. Minimum lift capability is 550 pounds. Custom design of track layout by manufacturer is essential to meet individual facility requirements.
A5075	Dispenser, Soap, Disposable	2	V / V	Disposable soap dispenser. One-handed dispensing operation. Designed to accommodate disposable soap cartridge and valve.
A5082	Dispenser, Paper Towel, Sensor, Hands Free	2	C / C	A surface mounted, sensor activated, automatic, roll paper towel dispenser. The unit dispenses a paper towel automatically only when hands are place in position below the dispenser for maximum sanitation and hygiene. May include adjustable settings for sheet length, time delay, and sensor range.



JSN	NAME	QTY	ACQ/INS	DESCRIPTION
				Unit is battery operated or with optional AC power adapter.
A5090	Disposal, Sanitary Napkin, SS, Surface Mounted	1	C / C	A surface mounted, satin finish stainless steel, sanitary napkin disposal. Disposal features a flip-up cover, secured to the container by a heavy duty stainless steel piano-hinge. Disposal may be secured to wall or toilet partition. For general purpose use in female toilet stalls or rooms and uni-sex toilet rooms.
A5109	Grab Bar, 1-1/4" Dia., SS, 2 Wall, W/C Accessible	1	C / C	A 1-1/4" diameter, satin finish stainless steel, peened gripping surface, 2 wall toilet stall/ room, grab bar with concealed mounting flanges. Snap over flanges are provided to conceal mounting screws. A selection of mounting kits and concealed anchor devices are available from the manufacturers for different types of installations. Grab bar shall comply with barrier-free accessibility guidelines for structural strength. For typical water closet applications in toilet stalls and rooms where ABA (Architectural Barriers Act) requirements must be met.
A5110	Grab Bar, 1-1/4" Dia., SS, 2 Wall, Shower Use	1	C / C	A 1-1/4" diameter, satin finish stainless steel, peened gripping surface, 2 wall shower, grab bar with concealed mounting flanges. Snap over flanges are provided to conceal mounting screws. A selection of mounting kits and concealed anchor devices are available from the manufacturers for different types of installations. Grab bar shall comply with barrier-free accessibility guidelines for structural strength. For typical applications in shower stalls where ABA (Architectural Barriers Act) requirements must be met.
A5145	Hook, Garment, Double, SS, Surface Mounted	1	C / C	A surface mounted, satin finish stainless steel, double garment hook. Equipped with a concealed mounting bracket that is secured to a concealed wall plate. For



JSN	NAME	QTY	ACQ/INS	DESCRIPTION
				general purpose use throughout the facility to hang various items of apparel.
A5170	Rod, Shower Curtain, 1"Diameter, W/Curtain & Hooks	1	C / C	A concealed mounted, 1" outside diameter, satin finish stainless steel, shower curtain rod with white vinyl shower curtain (72" H) and SS shower curtain hooks. Rod and curtain available in various widths. For general purpose use at shower stall or bathtub locations. Pricing based upon standard shower stall dimensions of 36" x 36" and a standard curtain height of 72".
A5200	Dispenser, Toilet Tissue, SS, 2-Roll, Surface Mntd	1	C / C	A concealed surface mounted, double roll, satin finish stainless steel, toilet tissue dispenser. Unit accommodates two standard-core toilet tissue rolls through 5" in diameter. Spindles are chrome plated plastic with a heavy-duty internal spring and turn freely for non-controlled delivery. For general purpose use in restrooms.
A5205	Bar, Towel, 1" Diameter, SS, Surface Mounted	1	C / C	A surface mounted, satin finish stainless steel, 1" diameter, towel bar. Support posts and flanges are one piece, chrome-plated, cast heavy brass with satin finish. Towel bar shall not rotate within support posts. Available in 18", 24" and 30" widths. For general purpose use in shower or bathtub rooms. Pricing based upon a suggested standard width of 18".
F2000	Basket, Wastepaper, Fire Resistant	1	V / V	Wastepaper basket, fire resistant, approximately 40 quart capacity. This unit is used to collect and temporarily store small quantities of paper refuse in patient rooms, administrative areas and nursing stations. Size and shape varies depending on the application and manufacturer selected.
P3000	Lavatory, Vitreous China, Straight Back	1	C / C	Wall mounted, vitreous china lavatory (approximate bowl size 7"x15"x10") with: straight-front apron, straight or contoured back; faucet holes on 4" centers; gooseneck spout; wrist blade

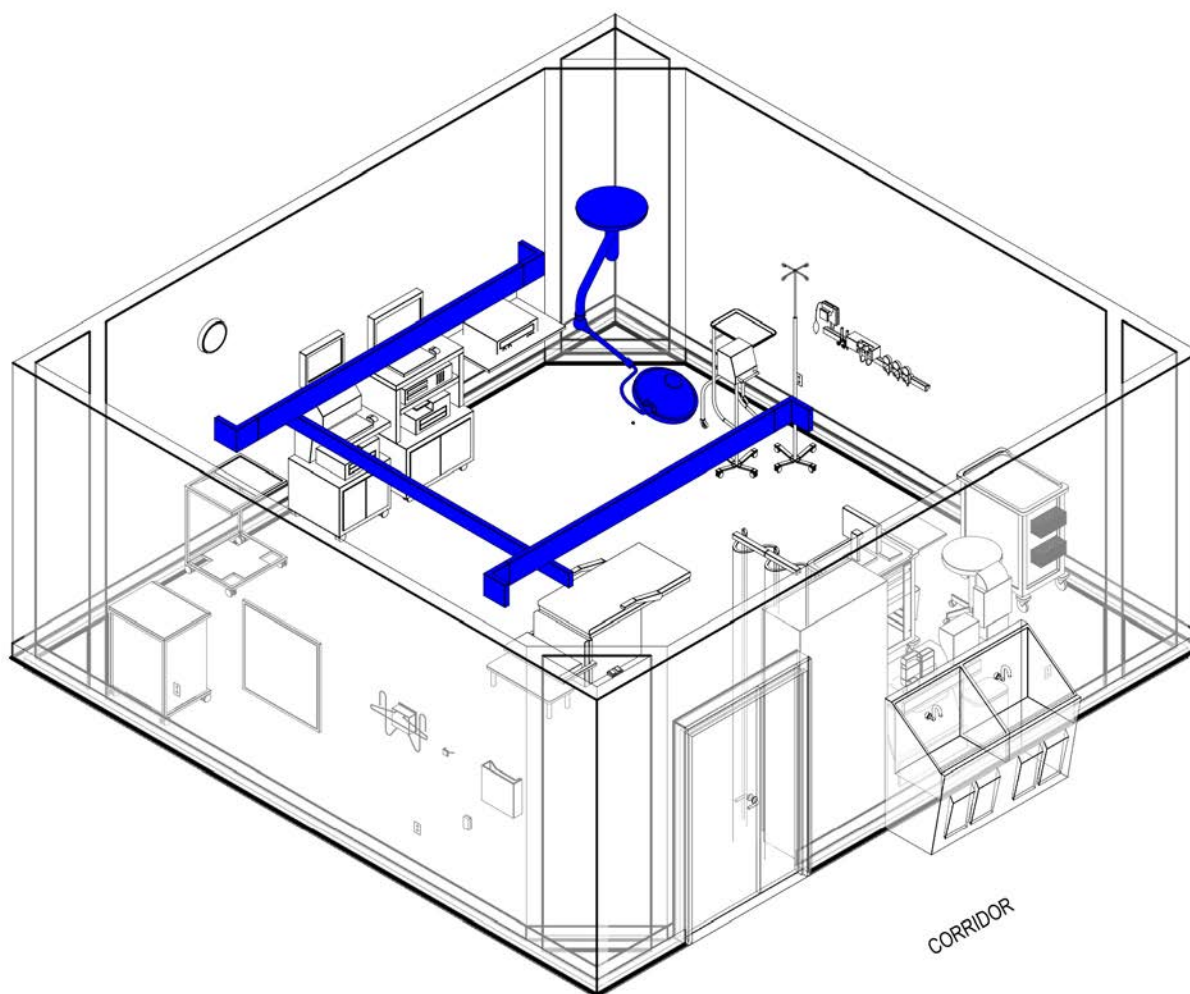


JSN	NAME	QTY	ACQ/INS	DESCRIPTION
				handles; and grid strainer. It shall be suitable for use in clinics, offices, washrooms or patient care areas.
P3070	Lavatory, Vitreous China, Under or Counter Top Mntd	1	C/C	An undercounter or countertop mounted vitreous china lavatory (approximate bowl size 6"x17"x14") with gooseneck spout, wrist blade handles, and grid drain. Counter top mounted lavatory to be self rimming with mounting kit provided. Undercounter lavatory to have unglazed rim with a mounting kit also provided. For general purpose use in vanity tops in public, patient and staff toilet rooms.
P5040	Shower, Single, Hand-Held	1	C / C	A complete, barrier-free, single hand-held, personal shower system. The shower system includes: pressure balanced mixing valve with high temperature limit stop; personal hand shower; shower hose; wall supply; and slide bar. For general purpose use throughout the facility in shower stalls.
P9050	Toilet, Wall Hung, Siphon Jet	1	C / C	Siphon jet water closet/ toilet. This unit is wall hung with an elongated bowl, top spud flushometer, seat with open front and check hinge, and carrier. Used in restrooms throughout the health care facility.



4.2.7 OP Urodynamics Cystoscopy Room, SCI (OSC17)

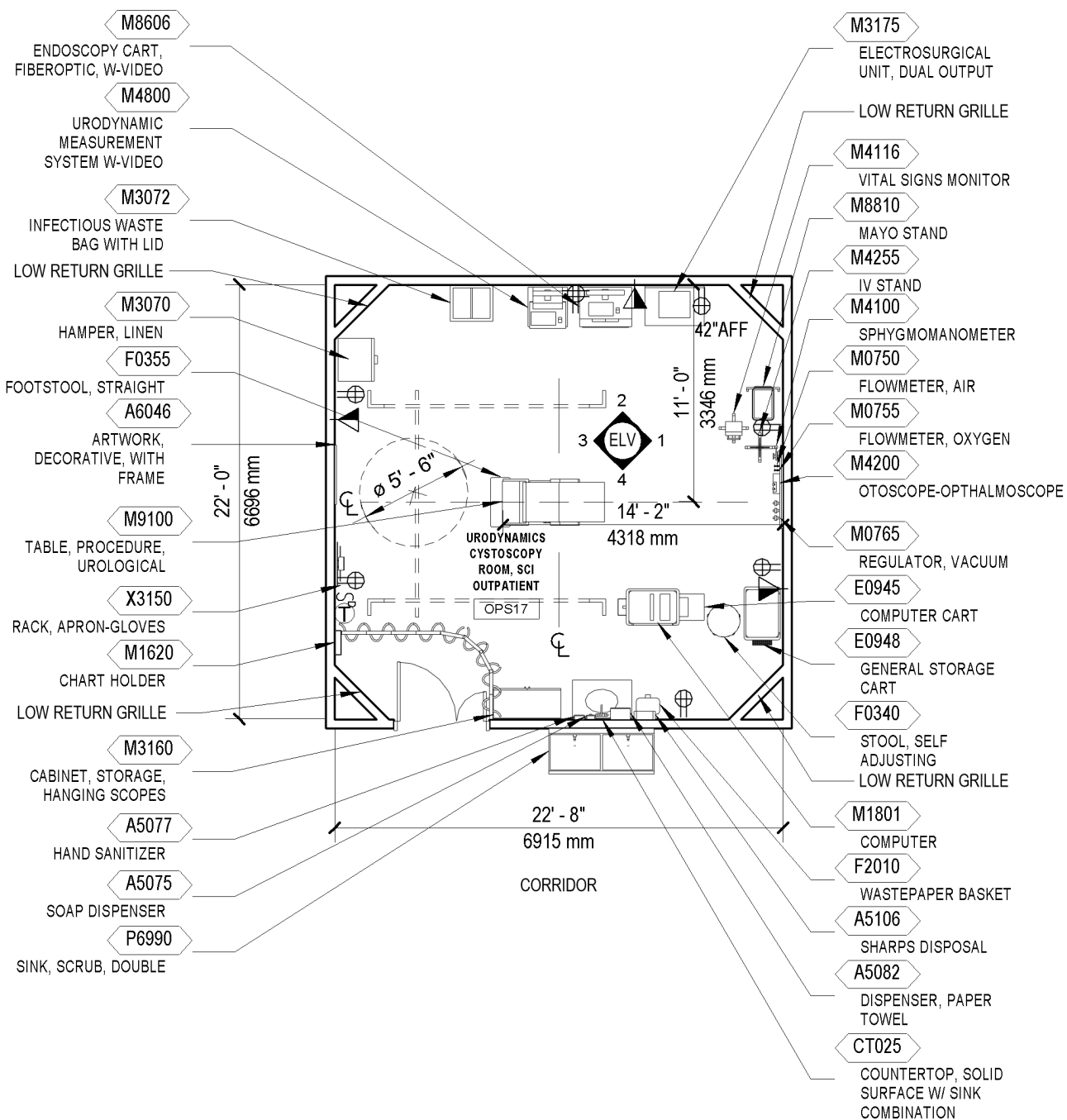
Isometric



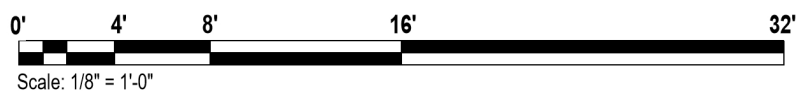
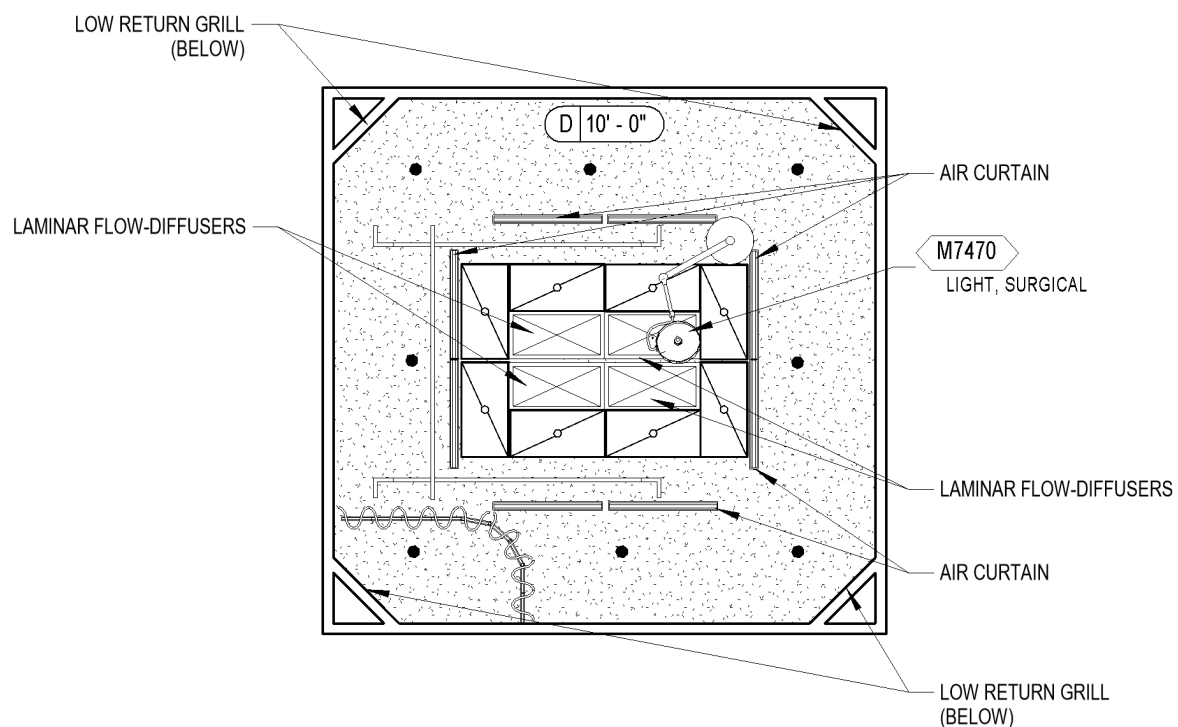
480 NSF (44.5 NSM)



Floor Plan



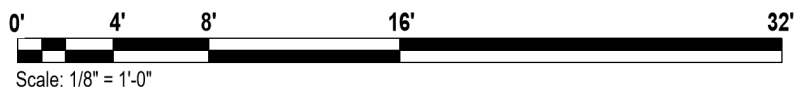
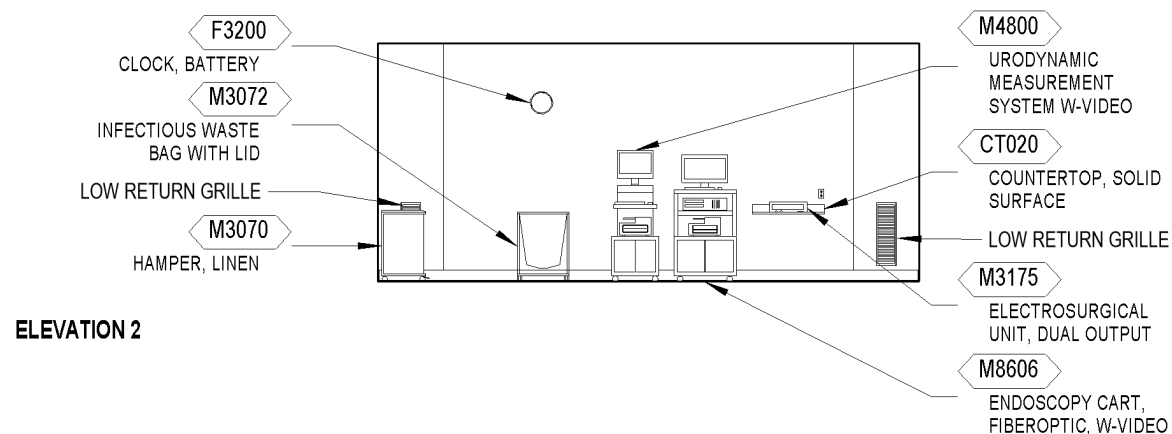
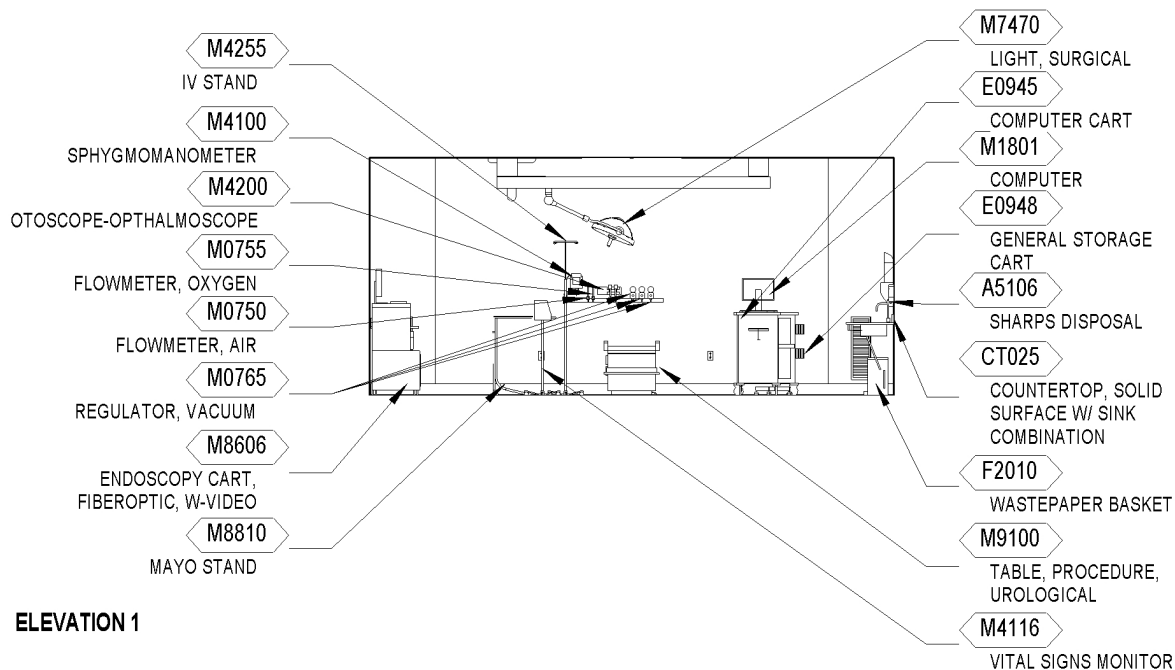
Reflected Ceiling Plan



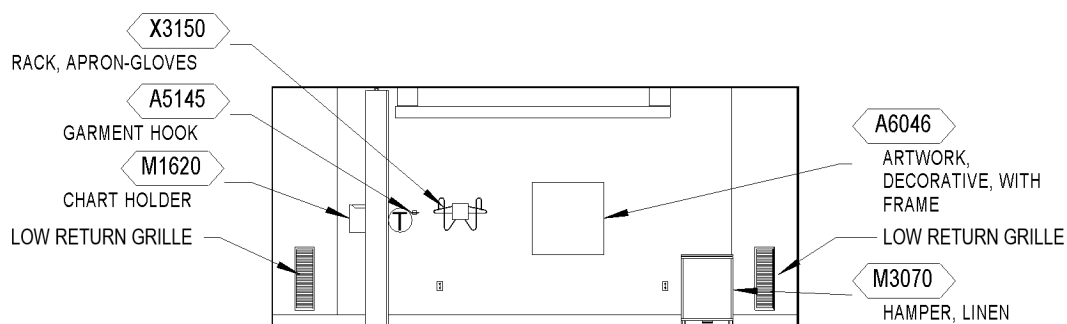
480 NSF (44.5 NSM)



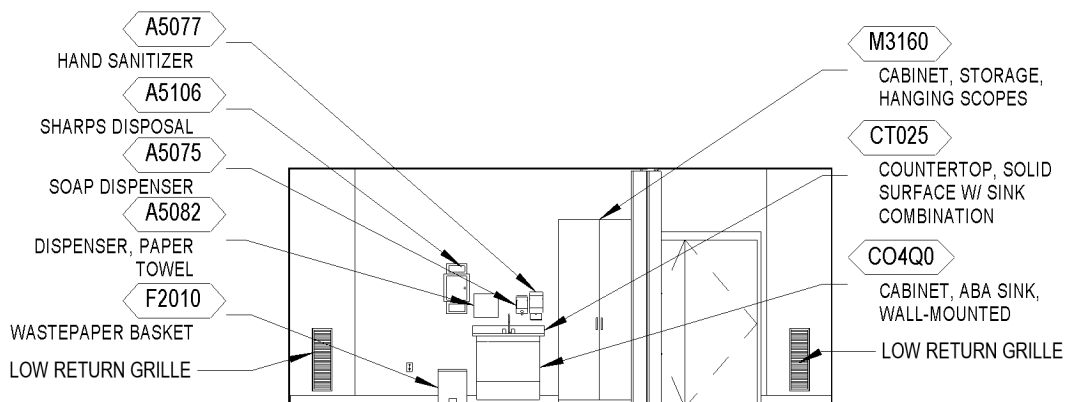
Elevations



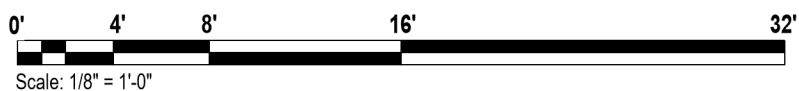
Elevations



ELEVATION 3



ELEVATION 4



Room Data

ARCHITECTURE & INTERIOR DESIGN

Ceiling Type	m:GWB f:SC
Ceiling Height	10'-0"
Wall Finish	m:GWB [64] f:SC
Base	m:WSF h:4"
Floor Finish	m:WSF
Slab Depression	No
Doors	m:Wood t:15 s:X
Hardware	hw:4Q
Refer to current version of Interiors Design Manual PG-18-10, and Program Guide, Room Finishes, Door, & Hardware Schedule PG 18-14.	

HVAC

Refer to current version of HVAC Design Manual, Section 6, Spinal Cord Injury/Disorders Center Room Data Sheets.

LIGHTING

Refer to current version of Lighting Design Manual Section 4.2.1 Examination and Treatment Room for procedure and operating room lighting design considerations.

POWER

Normal Power: To be connected to selected receptacles and equipment.

Emergency Power: Critical branch of the EES to be connected to selected receptacles and equipment.

NOTES:

1. In addition to receptacles located in Patient Bed Service Wall, provide two receptacles at each side of the headwall at each bed
2. Review with VA if the procedure will be defined as a "wet procedure" room. Provide IPS power if the room is defined as "wet procedure".
3. Review power connections for procedure equipment based on procedures planned for the room.



COMMUNICATIONS

Data	Yes
Telephone	Yes
Cable / MATV Television	No
Duress Alarm	Yes
Electronic Access	No
Intercom	Yes
Nurse Call, Special (SCI/D)	Yes
Motion Intrusion Detection (MID)	No
Public Access	No
Security Surveillance Television (SSTV)	No
Motion Sensor	No
Clock	Yes
Wi-Fi	Yes
Refer to current version of the Telecommunications Design Manual.	

FIRE PROTECTION

Alarm Detection	Yes
Alarm Annunciator	No
Sprinkler	Yes
Hazard Type	Light
Refer to current version of the Fire Protection Design Manual.	

MEDICAL GAS

Oxygen	Yes
Medical Air	Yes
Medical Vacuum	Yes
Note: Provide Medical Gases in accordance with the current version of the Plumbing Design Manual and discussions with VA Medical Staff	

PLUMBING

Cold water	Yes
Hot water	Yes
Waste	Yes
Provide plumbing fixtures indicated by design guide plate and meet requirements in the current version of the Plumbing Design Manual and Division 22 Specifications.	



Equipment List

JSN	NAME	QTY	ACQ/INS	DESCRIPTION
A1203	Lift System, Overhead, Bariatric	1	V / C	An overhead ceiling mounted rail system specifically designed for bariatric patient lifting and movement within a patient room. The system will consist of recessed or ceiling mounted primary and secondary rails, lift motor with carriage, patient harness or seat, and a hand controller or control box with charger (other charging options may be available). System will facilitate lifting and movement of patient to and from bed, to stretcher, chair, bathroom or other requirements. Lifting capacity is 1000 pounds. Custom design of track layout by manufacturer is essential to meet individual facility requirements.
A5075	Dispenser, Soap, Disposable	1	V / V	Disposable soap dispenser. One-handed dispensing operation. Designed to accommodate disposable soap cartridge and valve.
A5077	Dispenser, Hand Sanitizer, Hands-Free	1	V / V	A touch free wall-mounted hand sanitizer dispenser. For use throughout a healthcare facility. Unit does not include the sanitizing liquid. Units are battery operated.
A5082	Dispenser, Paper Towel, Sensor, Hands Free	1	C / C	A surface mounted, sensor activated, automatic, roll paper towel dispenser. The unit dispenses a paper towel automatically only when hands are placed in position below the dispenser for maximum sanitation and hygiene. May include adjustable settings for sheet length, time delay, and sensor range. Unit is battery operated or with optional AC power adapter.
A5106	Waste Disposal Unit, Sharps w/Glove Dispenser	1	V / V	The unit is designed for the disposal of sharps and complies with OSHA guidelines for the handling of sharps. It shall house a 5 quart container and be capable of being mounted on a wall. It shall have a glove dispenser



JSN	NAME	QTY	ACQ/INS	DESCRIPTION
				attached. The unit shall be secured by a locked enclosure.
A5145	Hook, Garment, Double, SS, Surface Mounted	1	C / C	A surface mounted, satin finish stainless steel, double garment hook. Equipped with a concealed mounting bracket that is secured to a concealed wall plate. For general purpose use throughout the facility to hang various items of apparel.
A5180	Track, Cubicle, Surface Mounted, With Curtain	1	V / V	Surface mounted cubicle track, with curtain. Track constructed of thick extruded aluminum. Equipped with self-lubricating carriers, beaded drop chain hooks, and flame resistant curtain. To include removable end caps. Designed to be suspended around patient areas where privacy is needed. Price listed is per foot of the track, curtains to be priced per quote.
A6046	Artwork, Decorative, With Frame	1	V / V	This JSN is to be used for determining and defining location of decorative artwork.
CT025	Countertop, Solid Surface with Sink Combination	1	C / C	A solid, nonporous countertop approximately 36"W x 22"D with a undercounter sink combination. The countertop is an acrylic-based solid surface product with a standard thickness of 1", and a 4" butt backsplash/curb. Surfaces will be easy to clean and maintain. Also referred to as a work surface or work top with sink. Available in a choice of colors, depths and sink shapes. Used for various applications in patient rooms, restrooms and throughout the facility. Usually a part of a casework interior design program. Unit does not include the drain and faucet.
CT020	Countertop, Solid Surface	1	C / C	A solid, nonporous countertop with a smooth seamless appearance. Easy to clean and maintain and with proper cleaning does not support the growth of mold. An acrylic-based solid



JSN	NAME	QTY	ACQ/INS	DESCRIPTION
				surface product. Standard thickness of 1", and a 4" butt backsplash/curb. Also referred to as a work surface or work top. Available in a choice of colors and depths. Used in lab and other hospital areas requiring optimum physical and chemical resisting properties.
C04Q0	Cabinet, ABA Sink, Wall-Mounted	1		Wall mounted sink support cabinet for drop-in sink with vertical fascia and angled ABA profile, also referred to as ABA sink cabinet. Removable front panel to permit access to plumbing. Medium density M-3 particle board core construction faced with high pressure vertical grade decorative plastic laminate on exposed surfaces and melamine on semi-exposed and concealed surfaces; plastic laminate edge banding. Includes all attaching hardware including support rail.
E0945	Cart, Computer, Mobile	1	V / V	<p>A mobile computer cart for use throughout the facility. The cart dimensions will be approximately 45" H x 30" W x 22" D with casters. May include drawers and miscellaneous other accessories that will be determined at time of purchase.</p> <p>This Typical may include: Cart Body, w/Computer Support, Style-A Narrow, w/Raised Edge Top Flip-Up Shelf1 Sharps Container Holder Wastebasket1 Chart Holder Drawers, 3"H 2 Drawers, 6"H 3 Accessory Rail, Side Drawer Organizer Bins</p>
E0948	Cart, General Storage, Mobile, 42"H x 32"W x 22"D	1	V / V	<p>THIS TYPICALLY INCLUDES: Cart Body, Style-A Narrow, w/Raised Edge Top Drawers, 3" H 4 Drawers, 6" H</p>



JSN	NAME	QTY	ACQ/INS	DESCRIPTION
				1 Accessory Rail, Side Drawer Organizer Bins
F0340	Stool, Self Adjusting	1	V / V	Self adjusting stool. Consists of a foam padded upholstered seat with attached foot rest for added comfort. Mounted on swivel casters. Designed for doctor's use during examinations.
F0355	Footstool, Straight	1	V / V	Step stool. Used to assist patients getting on and off exam or surgical tables. Fitted with electrically conductive rubber tips.
F2010	Basket, Wastepaper, Step-On	1	V / V	"Step-on" wastepaper basket with inner liner and foot pedal activated flip top.
F3200	Clock, Battery, 12" Diameter	1	V / V	Clock, 12" diameter. Round surface, easy to read numbers with sweep second hand. Wall mounted unit for use when impractical to install a fully synchronized clock system. Battery operated, (batteries not included).
M0750	Flowmeter, Air, Connect w/50 PSI Supply	1	V / V	Air flowmeter. Unit has a stainless steel needle valve with clear flowtube for connection to 50 PSI air outlet from central pipeline system. Requires the appropriate adapter for connection to the wall outlet and fitting to connect to tubing. Database prices reflect fittings with an attached DISS power outlet. Other outlet and adapter configurations are available.
M0755	Flowmeter, Oxygen, Low Flow	1	V / V	Oxygen flowmeter. Consists of a clear crystal flowtube calibrated to 3.5 or 8 LPM depending on manufacturer. For oxygen regulation in hospital settings. Database pricing includes DISS fitting and DISS power outlet and wall adapter. Other fitting and adapter configurations are available.
M0765	Regulator, Vacuum	3	V / V	Vacuum pressure regulator for connection to central piped vacuum system. Standard display scale is graduated at least from 0 to 200 mm



JSN	NAME	QTY	ACQ/INS	DESCRIPTION
				Hg of vacuum. Displays on specialized regulators may cover other vacuum ranges. Regulator type (continuous, intermittent, continuous/intermittent, surgical, pediatric, thoracic, etc.) as required. To be used in delivery, neonatal, pediatrics or any area where suction is required. Database pricing reflects continuous regulators graduated to 200 mm Hg with a full line vacuum selection switch and DISS configured inlets and outlets.
M1620	Holder, Chart, Patient, Wall or Door Mounted	1	V / V	Wall or door mounted patient chart holder. Constructed of durable plastic or metal. Used for holding patient records. Size as required.
M1801	Computer, Microprocessing, w/Flat Panel Monitor	1	V / V	Desk top microprocessing computer. The unit shall consist of a central processing mini tower, flat panel monitor, keyboard, mouse and speakers. The system shall have the following minimum characteristics: a 2.8 GHz Pentium processor; 512 MB memory; 80GB hard drive; 32/48x CD-ROM/DVD combo; 1.44 MB network interface card; video 32 MB NVIDIA; a 18 inch flat panel monitor. The computer is used throughout the facility to input, manipulate and retrieve information.
M3070	Hamper, Linen, Mobile, w/Lid	1	V / V	Mobile linen hamper with hand or foot operated lid. Made of heavy tubular stainless steel with heavy gauge welded steel platform. Holds 25" hamper bags. Mounted on ball bearing casters. For linen transport in hospitals and clinics.
M3072	Frame, Infectious Waste Bag w/Lid	1	V / V	Frame for an infectious waste collection bag. Made of heavy tubular stainless steel with heavy gauge welded steel platform. Adjust to hold 18" or 25" trash bags. Mounted on ball bearing casters and



JSN	NAME	QTY	ACQ/INS	DESCRIPTION
				includes permanently mounted hinged lid. Provides means of bagging infectious waste at point of waste generation.
M3160	Cabinet, Storage, Hanging Scopes	1	V / V	Scope hanging cabinet. Cabinet has the capacity to hold up to nine scopes. Some cabinets may have a roll top closure and optional storage drawer.
M3175	Electrosurgical Unit, Dual Output	1	V / V	Dual output electrosurgical unit. Solid state power source with foot switch jacks, monopolar and bipolar outputs, and four independent modes of operation. Used in the operating room or surgicenter as an alternative to the scalpel for cutting tissue.
M4100	Sphygmomanometer, Aneroid, Wall Mounted	1	V / V	Aneroid sphygmomanometer. Unit is wall mounted and has large graphic dial display for easy reading from all angles. It has a 90 degree (angle) swivel and 10 degree (angle) forward tilt to reduce glare. Unit accuracy is within 1% of reading. Sturdy impact-resistant construction.
M4116	Monitor, Vital Signs	1	V / V	Electronic sphygmomanometer. LCD displays non-invasive blood pressure, pulse rate and temperature. Used in hospitals and clinics. Includes an optional mobile stand.
M4200	Otoscope/Ophthalmoscope, Wall Mounted	1	V / V	Wall mounted otoscope and ophthalmoscope. Includes 6 foot line cord and plug and accepts and includes two handles. Contains head turn-on/turn-off, built-in speculum tray and 8 foot coiled cords. Unit is designed for use in patient exam rooms.
M4255	Stand, IV, Adjustable	1	V / V	Adjustable IV stand with 4-hook arrangement. Stand has stainless steel construction with heavy weight base. It adjusts from 66 inches to 100 inches and is mounted on conductive rubber, ball bearing, swivel casters.



JSN	NAME	QTY	ACQ/INS	DESCRIPTION
				Stand is used for administering intravenous solutions.
M4800	Urodynamic Measurement System w/Video	1	V / V	Urodynamic measurement system. Unit consists of uroflowmeter to measure urinary flow, urethral pressure profilometer to measure urethral pressure, multi-channel cystometer to measure bladder capacity and response, and electromyographic recording to measure sphincter and other muscle activity. It includes a LCD monitor, a desktop PC, color printer, and automatic calibration. System is designed to evaluate the storage and transportation of urine in the urinary tract and the cause of abnormal voiding (urination).
M7470	Light, Surgical, Ceiling, Single, Small	1	C / C	Ceiling mounted surgical light. Consists of a single lamp head up to 24" in diameter depending on the manufacturer. Unit provides heat filtered, color corrected light. Most lights require a minimum ceiling height of 8 feet 2 inches; check manufacturers' specific recommendations. Light head is in a movable yoke attached to a column hanging from the ceiling. For minor surgery and obstetrical procedures. Physical dimensions refer to the retracted light; one length of the dual swing arm around the center mount for width and depth and the height is the combined lamp head and folded arms height.
M8606	Endoscopy Cart, Fiberoptic, w/Video Accessories	1	V / V	Endoscopy cart with video and print capabilities for use with fiberoptic (direct vision) endoscopes. This cart does not work with videoscopes. System takes optical images from a single endoscope and directly records them or converts them to digital signals for recording. A typical system



JSN	NAME	QTY	ACQ/INS	DESCRIPTION
				cart includes the cart, a light source, an insufflator, a suction unit, a heat probe unit, an electrosurgical apparatus, a digital camera converter or color video camera, a camera controller, a monitor, a video/DVD recorder and a color printer. This JSN does not include the endoscope; refer to the endoscopes at JSNs M8500-M8550. Each cart can support one or more types of endoscope and should be specifically tailored to its intended use(s). This cart can be configured to interface with a network endoscopy information management system; refer to JSN M8600. Database physical information and pricing is for a higher cost system containing one of each of the above components.
M8810	Stand, Mayo	1	V / V	Adjustable instrument table. Table is corrosion resistant stainless steel construction and is mounted on two casters with two skid rails. It has telescopic upright adjusts from 39 inches to 60 inches with automatic locking device, and removable 13"x19" instrument tray. Designed for use in operating and procedure rooms.
M9100	Table, Procedure, Urological	1	V / V	Manual or electric tilt urological table. The unit consists of a heavy duty metal base and an upholstered patient cushion. The unit includes a screened stainless steel basin which drains into a reservoir, adjustable Bierhoff crutches, steel storage drawer(s), pullout leg rests and an adjustable foot section. The unit is equipped with foot controls for height and positioning adjustments. The table is designed for use during urological procedures, treatment, examinations and minor surgery.

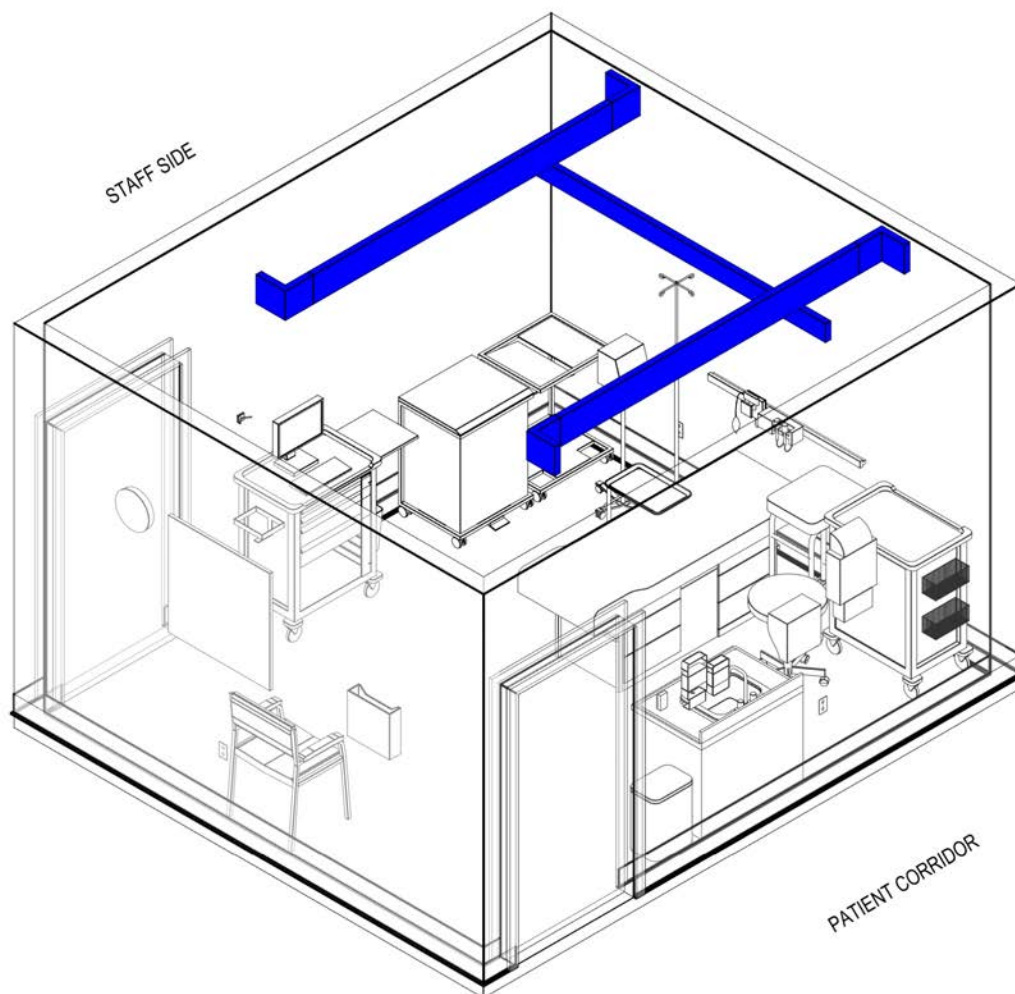


JSN	NAME	QTY	ACQ/INS	DESCRIPTION
P6990	Sink, Scrub, Double, Automatic	1	V / C	Surgical scrub station. Unit is a two station unit with automatic controls. It includes thermostatic controlled water temperature selector, solid state timer, automatically timed scrub period, automatic water shut-off, full arm wash/rinse spray, and built-in detergent dispenser (knee or thigh controlled). Unit is used in surgical suites or scrub-up areas for surgical teams. Optional electrical configurations are available.
X3150	Rack, Apron/Gloves, Wall Mounted	1	C / C	Apron and gloves rack. This is a wall unit which holds aprons and gloves. The body is heavy gauge steel finish in gray or green baked enamel, glove and apron holding arms are aluminum. The unit's convenient on wall storage will prolong the useful life of your protection aprons by helping prevent damage to internal components.



4.2.8 OP Exam/ Treatment Room, SCI (OSC12)

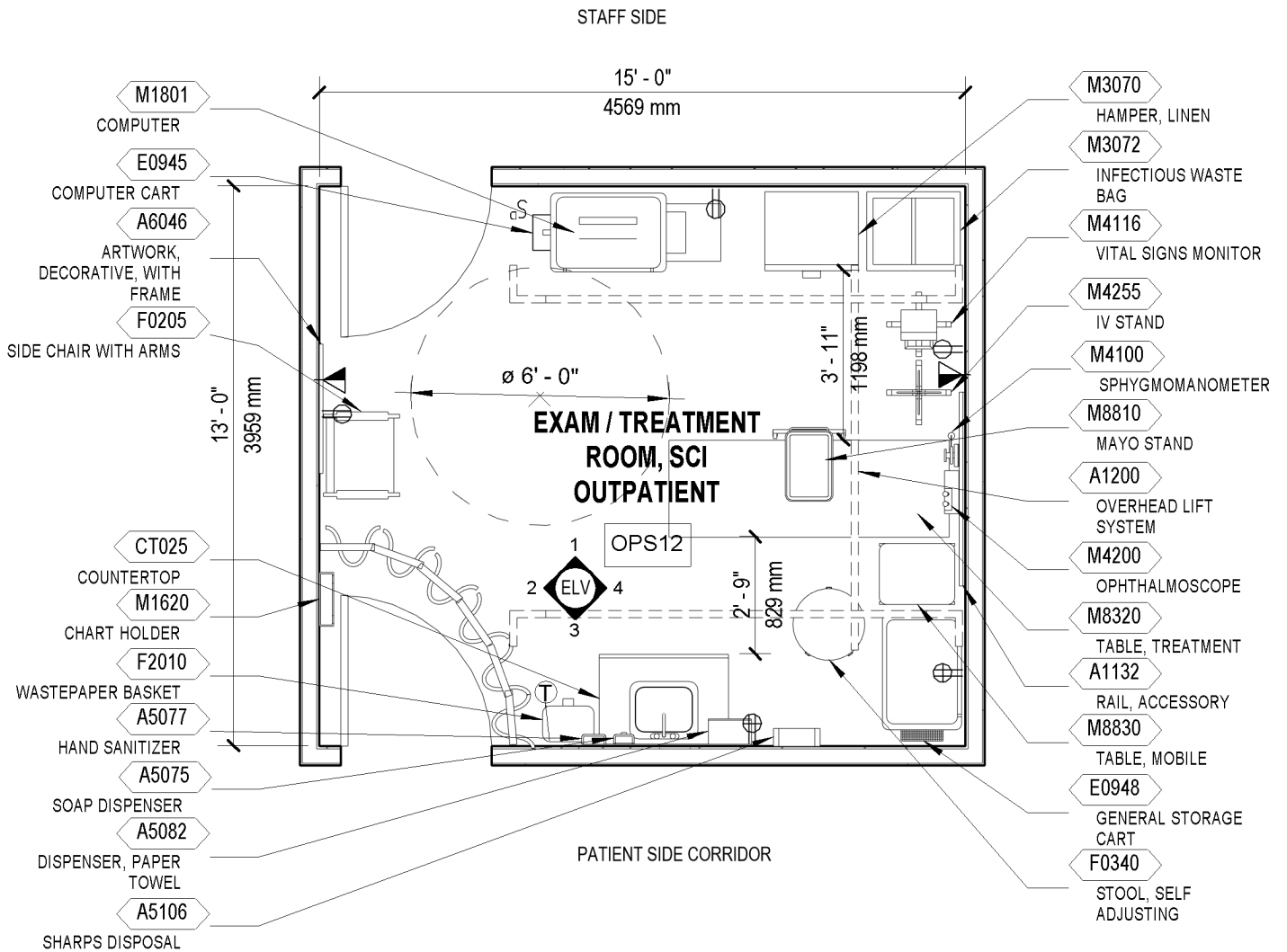
Isometric



195 NSF (18.2 NSM)



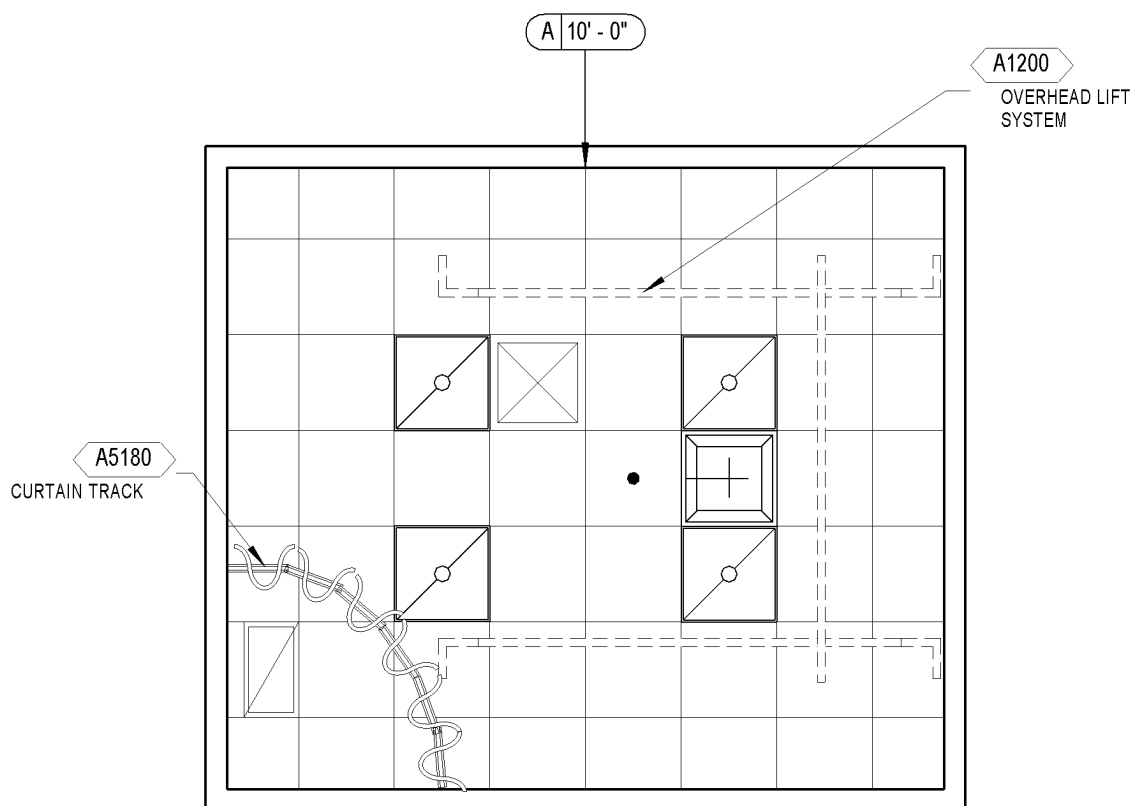
Floor Plan



195 NSF (18.2 NSM)



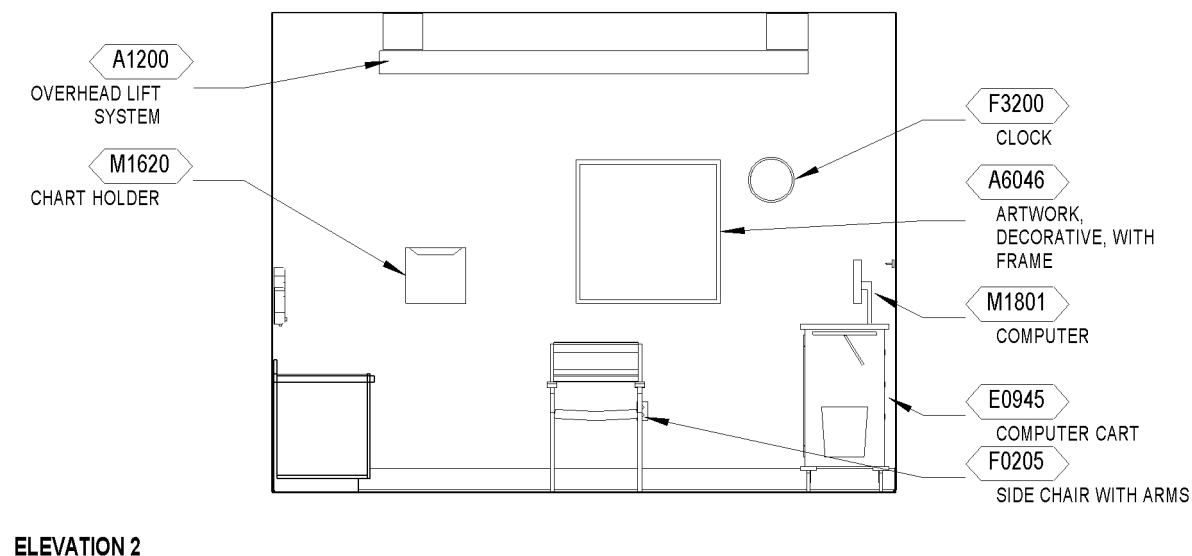
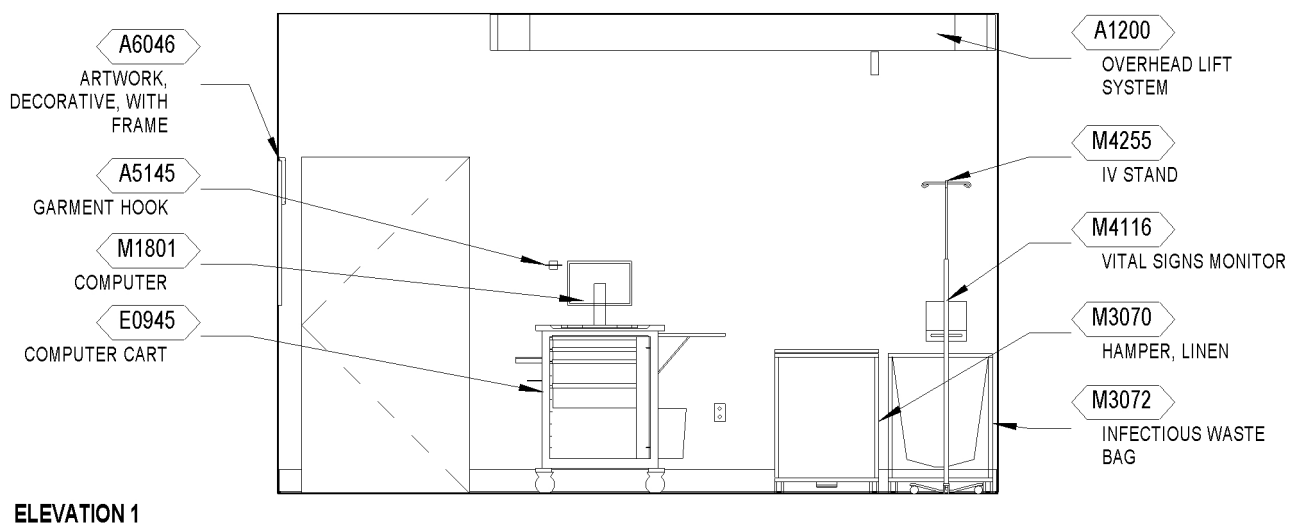
Reflected Ceiling Plan



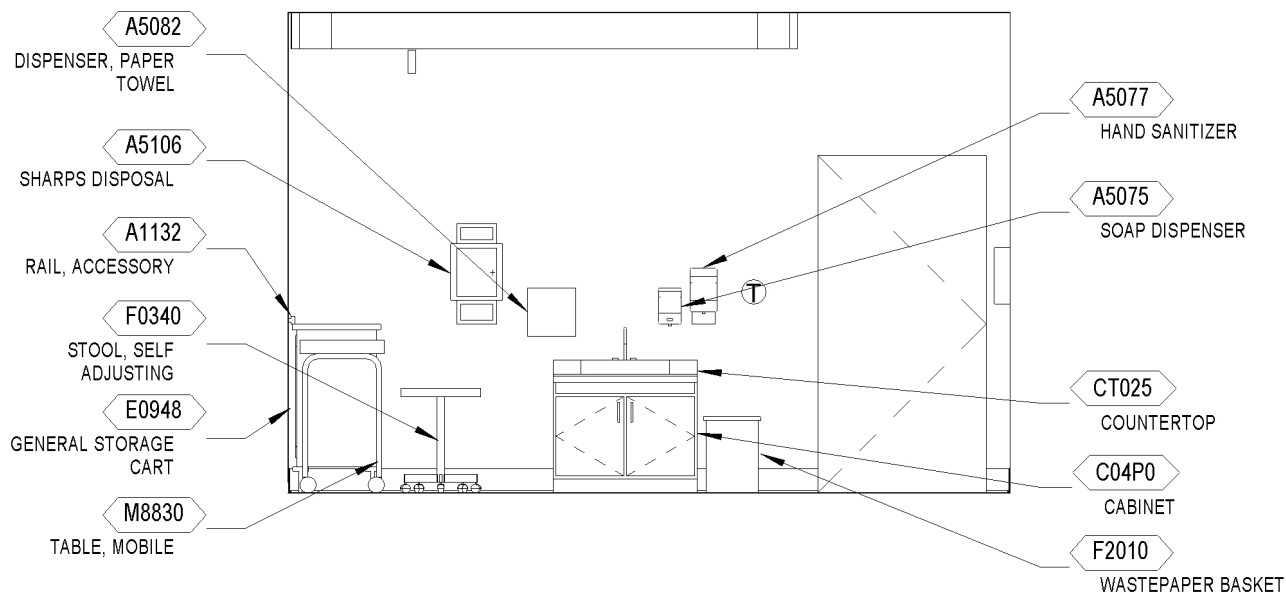
195 NSF (18.2 NSM)



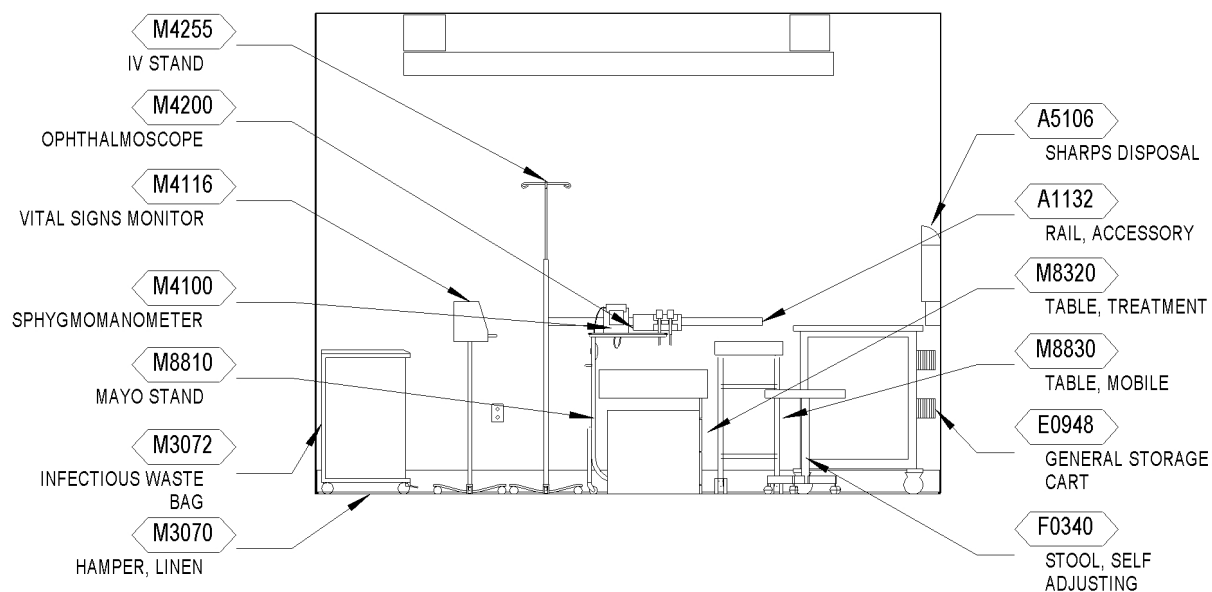
Elevations



Elevations



ELEVATION 3



ELEVATION 4



Room Data

ARCHITECTURE & INTERIOR DESIGN

Ceiling Type	m:AT
Ceiling Height	10'-0"
Wall Finish	m:GWB [64] f:P m:RWC [54] h:4'- 8"
Base	m:RB h:4"
Floor Finish	m:LVT
Slab Depression	No
Doors	m:Wood t:19 s:U
Hardware	hw:1Q
Refer to current version of Interiors Design Manual PG-18-10, and Program Guide, Room Finishes, Door, & Hardware Schedule PG 18-14.	

HVAC

Refer to in current version of HVAC Design Manual for Spinal Cord Injury/Disorders Center room information.

LIGHTING

Refer to current version of Lighting Design Manual Section 4.2.1 Examination And Treatment Room for lighting design considerations.

POWER

Normal Power: To be connected to selected receptacles and equipment.

Emergency Power: Critical branch of the EES to be connected to selected receptacles and equipment.

Refer to current version of Electrical Design Manual.

COMMUNICATIONS

Data	Yes
Telephone	Yes
Cable / MATV Television	No
Duress Alarm	Yes
Electronic Access	No
Intercom	No
Nurse Call, Special (SCI/D)	Yes
Motion Intrusion Detection (MID)	No
Public Access	No
Security Surveillance Television (SSTV)	No
Motion Sensor	No
Clock	Yes
Wi-Fi	Yes
Refer to current version of the Telecommunications Design Manual.	

PLUMBING

Cold water	Yes
Hot water	Yes
Waste	Yes

Provide plumbing fixtures indicated by design guide plate and meet requirements in the current version of the Plumbing Design Manual and Division 22 Specifications.

FIRE PROTECTION

Alarm Detection	Yes
Alarm Annunciator	No
Sprinkler	Yes
Hazard Type	Light
Refer to current version of the Fire Protection Design Manual.	



Equipment List

JSN	NAME	QTY	ACQ/INS	DESCRIPTION
A1132	Rail, Accessory Mounting, Length As Required	1	V / C	Horizontal equipment mounting rail with lock mounting devices capable of; supporting up to 75 pounds each, being repositioned, and mounting and dismounting of equipment without the use of tools (special tools may be required to unlock adapter that was previously locked to the rail). The rail must be capable of supporting medical equipment and accessories normally found in exam or patient rooms. The rail system must be capable of mounting and dismounting equipment without leaving or creating new holes in the finished surface of the wall. The rail system utilizes a series of mounting plates and adapters specific to the device being mounted to the rail. The plate and adapter rail mounting kit must be specified to match the equipment being mounted to the equipment rail.
A1200	Lift System, Overhead,	1	V / C	An overhead ceiling mounted rail system specifically designed for patient lifting and movement within a patient room. The system will consist of recessed or ceiling mounted primary and secondary rails, lift motor with carriage, patient harness or seat, and a hand controller or control box with charger (other charging options may be available). System will facilitate lifting and movement of patient to and from bed, to stretcher, chair, bathroom or other requirements. Lifting capacity is 550 pounds. Custom design of track layout by manufacturer is essential to meet individual facility requirements.
A5075	Dispenser, Soap, Disposable	1	V / V	Disposable soap dispenser. One-handed dispensing operation.



JSN	NAME	QTY	ACQ/INS	DESCRIPTION
				Designed to accommodate disposable soap cartridge and valve.
A5077	Dispenser, Hand Sanitizer, Hands-Free	1	V / V	A touch free wall-mounted hand sanitizer dispenser. For use throughout a healthcare facility. Unit does not include the sanitizing liquid. Units are battery operated.
A5082	Dispenser, Paper Towel, Sensor, Hands Free	1	C / C	A surface mounted, sensor activated, automatic, roll paper towel dispenser. The unit dispenses a paper towel automatically only when hands are placed in position below the dispenser for maximum sanitation and hygiene. May include adjustable settings for sheet length, time delay, and sensor range. Unit is battery operated or with optional AC power adapter.
A5106	Waste Disposal Unit, Sharps w/Glove Dispenser	1	V / V	The unit is designed for the disposal of sharps and complies with OSHA guidelines for the handling of sharps. It shall house a 5 quart container and be capable of being mounted on a wall. It shall have a glove dispenser attached. The unit shall be secured by a locked enclosure.
A5145	Hook, Garment, Double, SS, Surface Mounted	1	C / C	A surface mounted, satin finish stainless steel, double garment hook. Equipped with a concealed mounting bracket that is secured to a concealed wall plate. For general purpose use throughout the facility to hang various items of apparel.
A5180	Track, Cubicle, Surface Mounted, With Curtain	1	V / V	Surface mounted cubicle track, with curtain. Track constructed of thick extruded aluminum. Equipped with self lubricating carriers, beaded drop chain hooks, and flame resistant curtain. To include removable end caps. Designed to be suspended around patient areas where privacy is needed. Price listed is per foot of the track, curtains to be priced per quote.



JSN	NAME	QTY	ACQ/INS	DESCRIPTION
A6046	Artwork, Decorative, With Frame	1	V / V	This JSN is to be used for determining and defining location of decorative artwork.
C04P0	Cabinet, Sink, U/C/B, 2 Door, 36x36x22	1	C / C	Standing height under counter base sink cabinet with solid hinged doors. Also referred to as a double-door sink cabinet. For general purpose use throughout the facility where a sink is to be used. Coordinate actual clear cabinet dimension with the actual outside dimension of sink that is specified to ensure that they are compatible.
CT025	Countertop, Solid Surface with Sink Combination	1	C / C	A solid, nonporous countertop approximately 36"W x 22"D with a undercounter sink combination. The countertop is an acrylic-based solid surface product with a standard thickness of 1", and a 4" butt backsplash/curb. Surfaces will be easy to clean and maintain. Also referred to as a work surface or work top with sink. Available in a choice of colors, depths and sink shapes. Used for various applications in patient rooms, restrooms and throughout the facility. Usually a part of a casework interior design program. Unit does not include the drain and faucet.
E0945	Cart, Computer, Mobile	1	V / V	<p>A mobile computer cart for use throughout the facility. The cart dimensions will be approximately 45" H x 30" W x 22" D with casters. May include drawers and miscellaneous other accessories that will be determined at time of purchase.</p> <p>This Typically may include: Cart Body, w/Computer Support, Style-A Narrow, w/Raised Edge Top Flip-Up Shelf1 Sharps Container Holder Wastebasket Chart Holder Drawers, 3"H 2 Drawers, 6"H</p>



JSN	NAME	QTY	ACQ/INS	DESCRIPTION
				3 Accessory Rail, SideDrawer Organizer Bins
E0948	Cart, General Storage, Mobile, 42"H x 32"W x 22"D	1	V / V	This typically includes: Cart Body, Style-A Narrow, w/Raised Edge Top Drawers, 3" H 4 Drawers, 6" H 1 Accessory Rail, SideDrawer Organizer Bins
F0205	Chair, Side With Arms	1	V / V	Upholstered side chair, 32" high X 21" wide X 23" deep with arms, padded seats and padded backs. Seat height is a minimum of 17". Available with or without sled base.
F0340	Stool, Self Adjusting	1	V / V	Self adjusting stool. Consists of a foam padded upholstered seat with attached foot rest for added comfort. Mounted on swivel casters. Designed for doctor's use during examinations.
F2010	Basket, Wastepaper, Step-On	1	V / V	"Step-on" wastepaper basket with inner liner and foot pedal activated flip top.
F3200	Clock, Battery, 12" Diameter	1	V / V	Clock, 12" diameter. Round surface, easy to read numbers with sweep second hand. Wall mounted unit for use when impractical to install a fully synchronized clock system. Battery operated, (batteries not included).
M1620	Holder, Chart, Patient, Wall or Door Mounted	1	V / V	Wall or door mounted patient chart holder. Constructed of durable plastic or metal. Used for holding patient records. Size as required.
M1801	Computer, Microprocessing, w/Flat Panel Monitor	1	V / V	Desk top microprocessing computer. The unit shall consist of a central processing mini tower, flat panel monitor, keyboard, mouse and speakers. The system shall have the following minimum characteristics: a 2.8 GHz Pentium processor; 512 MB memory; 80GB hard drive; 32/48x CD-ROMDVD combo; 1.44MB network interface card; video 32 MB NVIDIA; a 18 inch flat panel monitor. The



JSN	NAME	QTY	ACQ/INS	DESCRIPTION
				computer is used throughout the facility to input, manipulate and retrieve information.
M3070	Hamper, Linen, Mobile, w/Lid	1	V / V	Mobile linen hamper with hand or foot operated lid. Made of heavy tubular stainless steel with heavy gauge welded steel platform. Holds 25" hamper bags. Mounted on ball bearing casters. For linen transport in hospitals and clinics.
M3072	Frame, Infectious Waste Bag w/Lid	1	V / V	Frame for an infectious waste collection bag. Made of heavy tubular stainless steel with heavy gauge welded steel platform. Adjust to hold 18" or 25" trash bags. Mounted on ball bearing casters and includes permanently mounted hinged lid. Provides means of bagging infectious waste at point of waste generation.
M4100	Sphygmomanometer, Aneroid, Wall Mounted	1	V / V	Aneroid sphygmomanometer. Unit is wall mounted and has large graphic dial display for easy reading from all angles. It has a 90 degree (angle) swivel and 10 degree (angle) forward tilt to reduce glare. Unit accuracy is within 1% of reading. Sturdy impact-resistant construction.
M4116	Monitor, Vital Signs	1	V / V	Electronic sphygmomanometer. LCD displays non-invasive blood pressure, pulse rate and temperature. Used in hospitals and clinics. Includes an optional mobile stand.
M4200	Otoscope/Ophthalmoscope, Wall Mounted	1	V / V	Wall mounted otoscope and ophthalmoscope. Includes 6 foot line cord and plug and accepts and includes two handles. Contains head turn-on/turn-off, built-in speculum tray and 8 foot coiled cords. Unit is designed for use in patient exam rooms.
M4255	Stand, IV, Adjustable	1	V / V	Adjustable IV stand with 4-hook arrangement. Stand has stainless

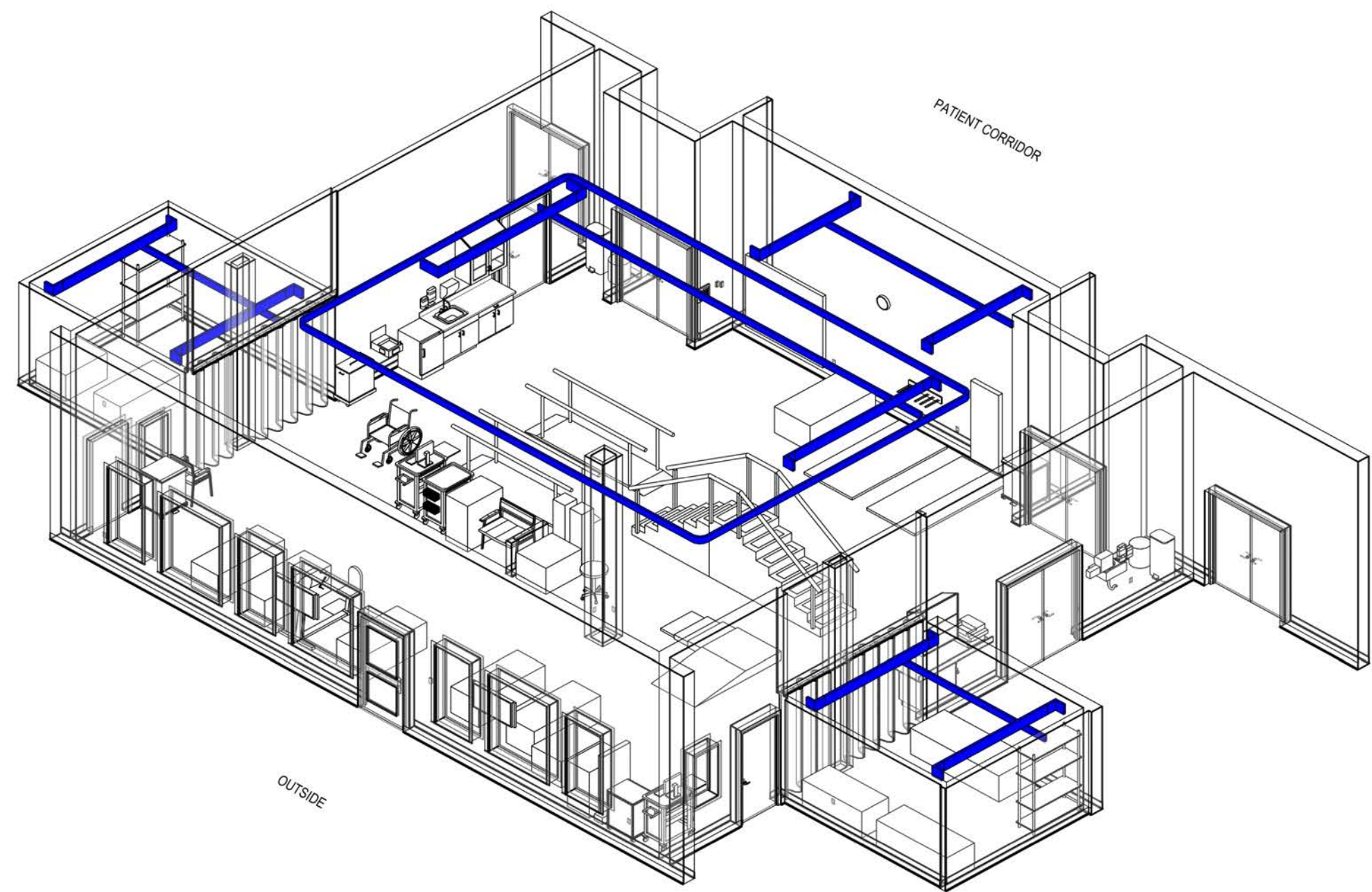


JSN	NAME	QTY	ACQ/INS	DESCRIPTION
				steel construction with heavy weight base. It adjusts from 66 inches to 100 inches and is mounted on conductive rubber, ball bearing, swivel casters. Stand is used for administering intravenous solutions.
M8320	Table, Treatment, Hi/Lo	1	V / V	Hi/lo metal treatment table. Unit consists of a hydraulic electromechanical power system operated with a hand or foot control. Includes a foam pad, upholstered top with back section adjustable to a full chair position. Adjustable height from 24" to 39". Provides easy access for patients in wheelchair or stretcher. Designed for general examinations as well as orthopedic and Ob-Gyn.
M8810	Stand, Mayo	1	V / V	Adjustable instrument table. Table is corrosion resistant stainless steel construction and is mounted on two casters with two skid rails. It has telescopic upright adjusts from 39 inches to 60 inches with automatic locking device, and removable 13"x19" instrument tray. Designed for use in operating and procedure rooms.
M8830	Table, Instrument/Dressing, Mobile	1	V / V	Mobile instrument/dressing table, approximately 34" H x 20" W x 16" D Corrosion resistant stainless steel mobile table with sound-deadening shelf and drawer. Unit is mounted on 2" casters. Designed for all purpose use in the hospital or clinic.



4.2.9 AC/ OP Physical Therapy (PT) Room, SCI (ISC51)

Isometric

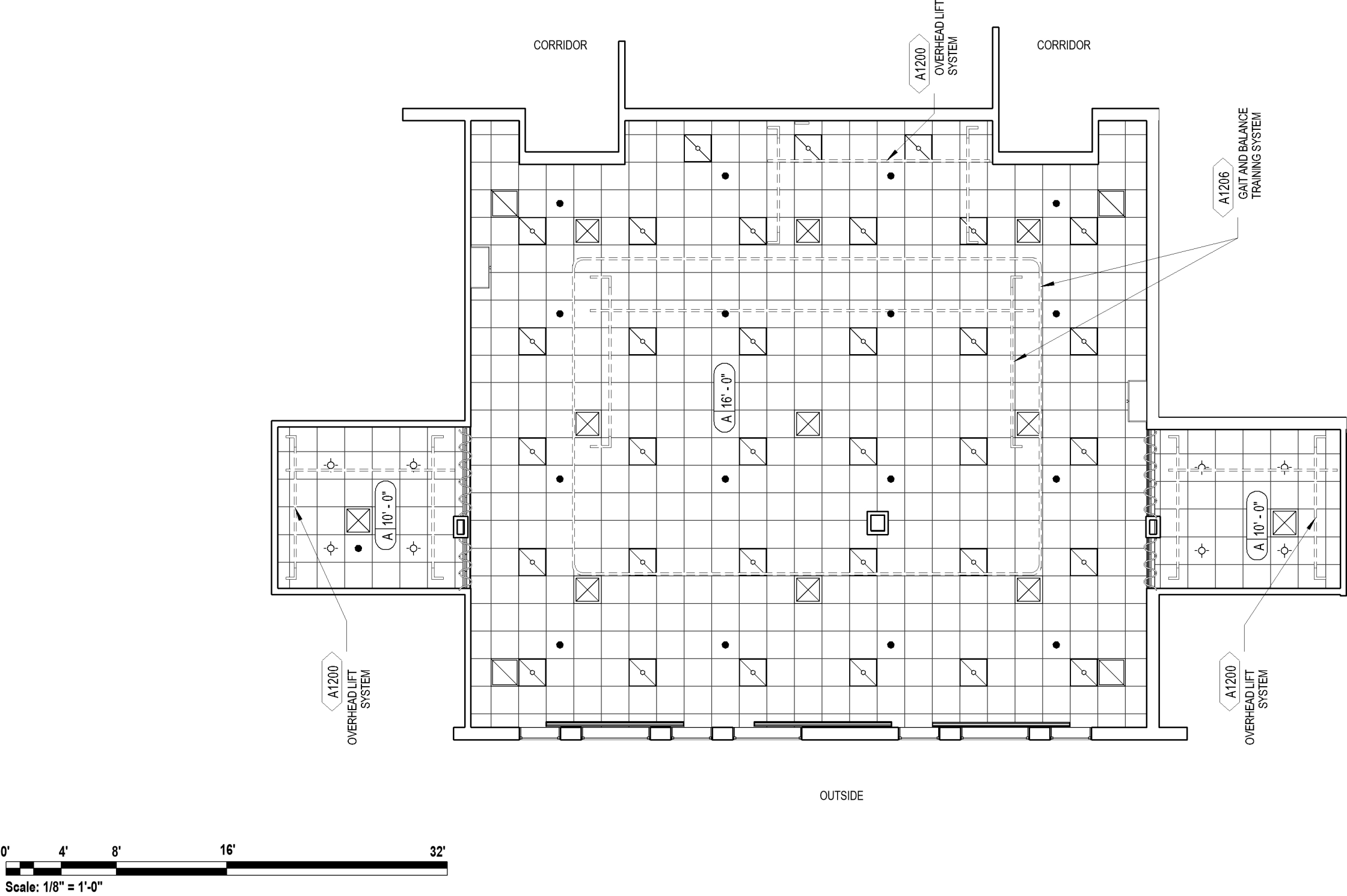


2400 NSF (223.0 NSM)

[illegible]

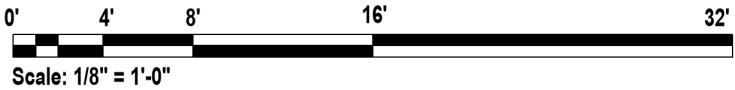
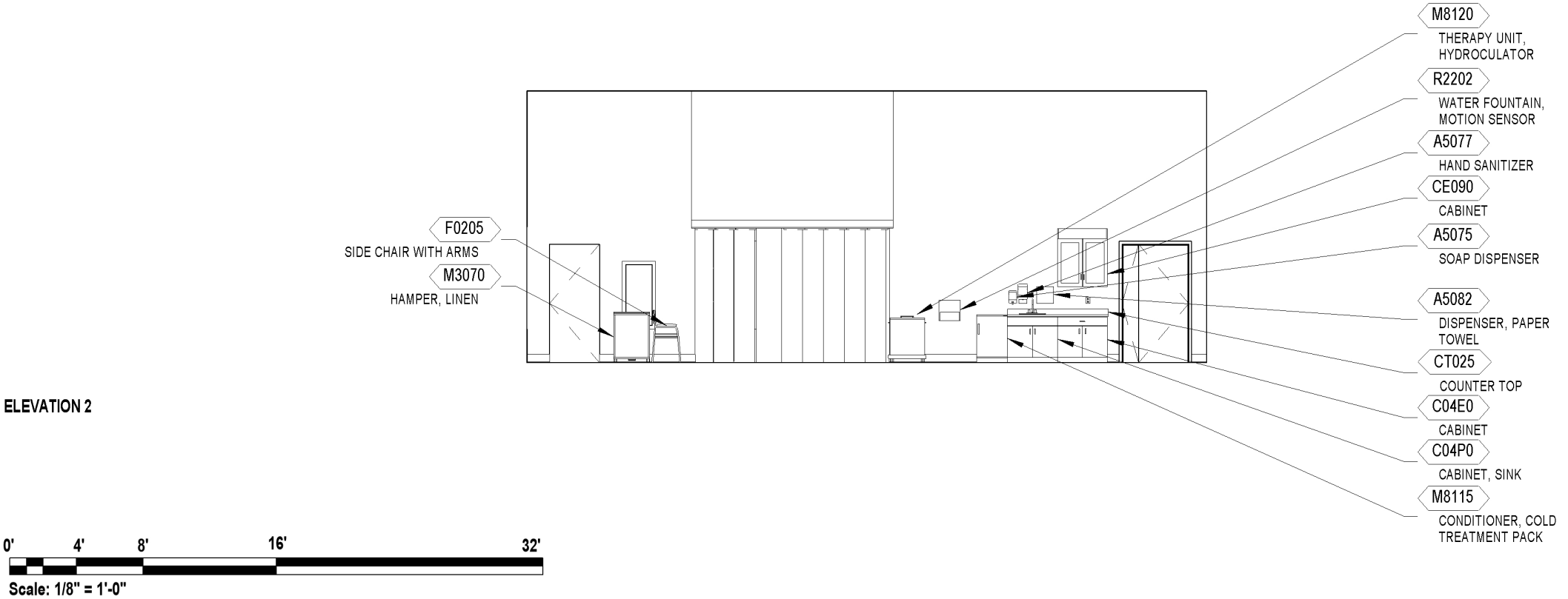
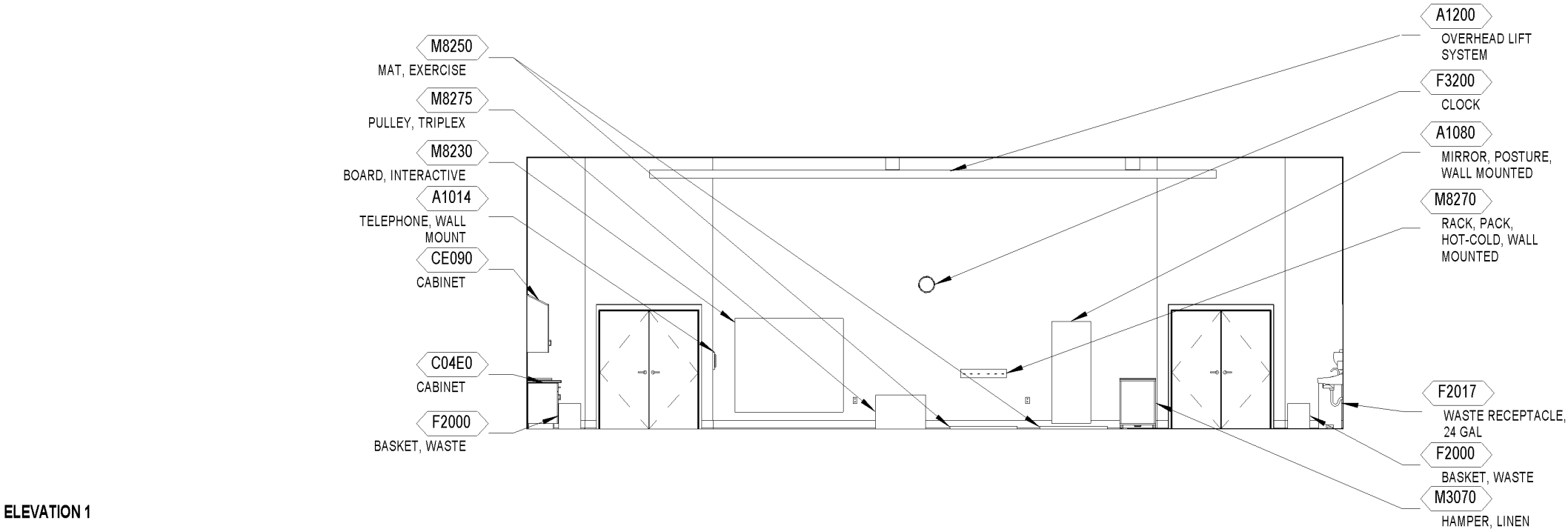
2400 NSF (223.0 NSM)

Reflected Ceiling Plan



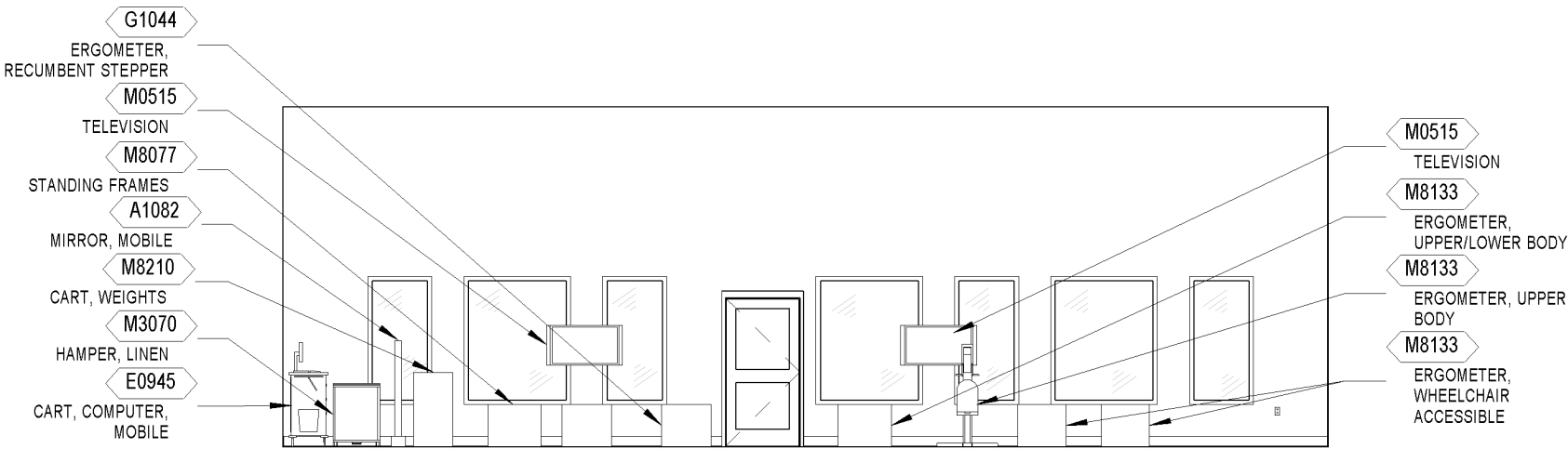
2400 NSF (223.0 NSM)

Elevations

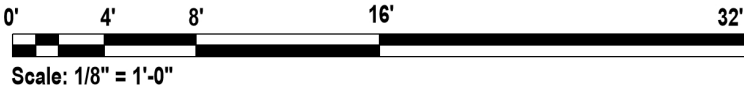
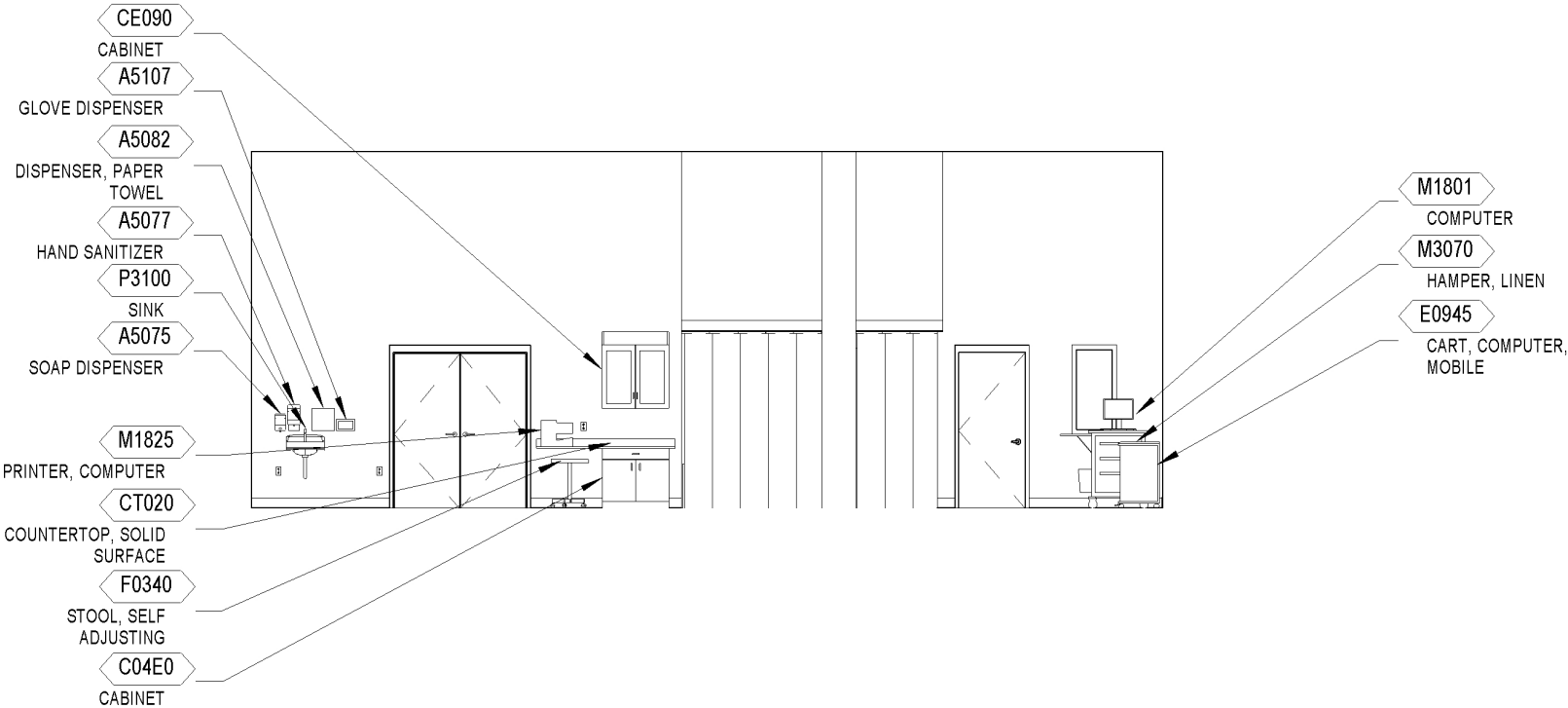


Elevations

ELEVATION 3



ELEVATION 4



Room Data

ARCHITECTURE & INTERIOR DESIGN

Ceiling Type	m:AT, accent m:GWB
Ceiling Height	16'-0"
Wall Finish	m:GWB [77 f:P m:RWC [54] h:4'- 8"
Base	m:RB h:4"
Floor Finish	m:RF m:LVT
Slab Depression	No
Doors	m:Wood t:19 da:ADO dg:T s:SS
Hardware	hw:12H

Refer to current version of Interiors Design Manual PG-18-10, and Program Guide, Room Finishes, Door, & Hardware Schedule PG 18-14.

POWER

Normal Power: To be connected to selected receptacles and equipment.

Emergency Power: Critical branch of the EES to be connected to selected receptacles and equipment.

Review receptacle placement with planners for powered equipment types and locations.

HVAC

Refer to in current version of HVAC Design Manual for Spinal Cord Injury/Disorders Center room information.

Provide additional control zone for PT room as open space with exterior windows and doors.

LIGHTING

Refer to current version of Lighting Design Manual Section 4.2.11 Physical/Occupational Therapy for lighting design considerations.



COMMUNICATIONS

Data	Yes
Telephone	Yes
Cable / MATV Television	Yes
Duress Alarm	Yes
Electronic Access	Yes
Intercom	Yes
Nurse Call, Special (SCI/D)	Yes
Motion Intrusion Detection (MID)	No
Public Access	No
Security Surveillance Television (SSTV)	No
Motion Sensor	No
Clock	Yes
Wi-Fi	Yes

Refer to current version of the
Telecommunications Design Manual.

PLUMBING

Cold water	Yes
Hot water	Yes
Waste	Yes

Provide plumbing fixtures indicated by design
guide plate and meet requirements in the
current version of the Plumbing Design Manual
and Division 22 Specifications.

FIRE PROTECTION

Alarm Detection	Yes
Alarm Annunciator	No
Sprinkler	Yes
Hazard Type	Light

Refer to current version of the Fire Protection
Design Manual.



Equipment List

JSN	NAME	QTY	ACQ/INS	DESCRIPTION
A1014	Telephone, Wall Mounted, 1 Line, With Speaker	1	V / V	Telephone, wall mounted, 1 line, with speaker.
A1080	Mirror, Posture, Wall Mounted	1	C / C	Wall mounted posture mirror. Consists of a 1/4" plate glass in a sturdy corrosion resistant frame with water proof back. For educational and therapy programs.
A1082	Mirror, Posture, Mobile	1	V / V	Mobile single panel full-body mirror constructed of high quality, distortion-free glass with ANSI safety backing. Framed in finished oak laminate frame and base, mounted on two inch diameter swiveling casters.
A1200	Lift System, Overhead	3	V / C	An overhead ceiling mounted rail system specifically designed for patient lifting and movement within a patient room. The system will consist of recessed or ceiling mounted primary and secondary rails, lift motor with carriage, patient harness or seat, and a hand controller or control box with charger (other charging options may be available). System will facilitate lifting and movement of patient to and from bed, to stretcher, chair, bathroom or other requirements. Lifting capacity is 550 pounds. Custom design of track layout by manufacturer is essential to meet individual facility requirements.
A1206	Gait and Balance Training System	2	V / C	An overhead ceiling mounted rail system specifically designed for patient gait and balance training within a therapy environment. The system will consist of recessed or ceiling mounted rails, lift motor with carriage and controlled lifting tension, patient harness and a hand controller or control box with charger (other charging options may be available). NOTE: Therapy procedures and rail's length may be appropriate for furnishing



JSN	NAME	QTY	ACQ/INS	DESCRIPTION
				multiple lift motors, carriages, harnesses and controllers with chargers.
A1207	Exoskeleton Trainer Clinical Training	1	V / V	Powered orthosis, sometimes referred to as an exoskeleton, worn around the waist and legs which allows individuals with spinal cord injuries to stand and walk.
A5075	Dispenser, Soap, Disposable	2	V / V	Disposable soap dispenser. One-handed dispensing operation. Designed to accommodate disposable soap cartridge and valve.
A5077	Dispenser, Hand Sanitizer, Hands-Free	2	V / V	A touch free wall-mounted hand sanitizer dispenser. For use throughout a healthcare facility. Unit does not include the sanitizing liquid. Units are battery operated.
A5082	Dispenser, Paper Towel, Sensor, Hands Free	2	C / C	A surface mounted, sensor activated, automatic, roll paper towel dispenser. The unit dispenses a paper towel automatically only when hands are placed in position below the dispenser for maximum sanitation and hygiene. May include adjustable settings for sheet length, time delay, and sensor range. Unit is battery operated or with optional AC power adapter.
A5107	Dispenser, Glove, Surgical/Examination, Wall Mntd	1	V / V	Examination glove dispenser box for wall mounting. Fabricated of either cold rolled steel with a white baked enamel finish, plastic or acrylic. Provided with wall bracket to facilitate mounting and demounting.
A5180	Track, Cubicle, Surface Mounted, With Curtain	1	V / V	Surface mounted cubicle track, with curtain. Track constructed of thick extruded aluminum. Equipped with self lubricating carriers, beaded drop chain hooks, and flame resistant curtain. To include removable end caps. Designed to be suspended around patient areas where privacy is needed. Price listed is per foot of the track, curtains to be priced per quote.



JSN	NAME	QTY	ACQ/INS	DESCRIPTION
C04E0	Cabinet, U/C/B, 1 Shelf, 1 Drawer, 2 DO, 36x36x22	1	C / C	Standing height under counter base cabinet with an adjustable shelf and a full width drawer above solid hinged doors. Also referred to as a combination cabinet or a drawer and cupboard cabinet. For general purpose use throughout the facility.
C04P0	Cabinet, Sink, U/C/B, 2 Door, 36x36x22	1	C / C	Standing height under counter base sink cabinet with solid hinged doors. Also referred to as a double-door sink cabinet. For general purpose use throughout the facility where a sink is to be used. Coordinate actual clear cabinet dimension with the actual outside dimension of sink that is specified to ensure that they are compatible.
CE090	Cabinet, W/H, 2 SH, 2 GDO, Sloping Top, 41x36x16	2	C / C	Wall hung cabinet with two adjustable shelves, framed-glass hinged doors, and sloping top. Also referred to as a framed-glass hinged double door wall case. For general purpose use throughout the facility.
CT020	Countertop, Solid Surface	1	C / C	A solid, nonporous countertop with a smooth seamless appearance. Easy to clean and maintain and with proper cleaning does not support the growth of mold. An acrylic-based solid surface product. Standard thickness of 1", and a 4" butt backsplash/curb. Also referred to as a work surface or work top. Available in a choice of colors and depths. Used in lab and other hospital areas requiring optimum physical and chemical resisting properties.
CT025	Countertop, Solid Surface with Sink Combination	1	C / C	A solid, nonporous countertop approximately 36"W x 22"D with a undercounter sink combination. The countertop is an acrylic-based solid surface product with a standard thickness of 1", and a 4" butt backsplash/curb. Surfaces will be easy to clean and maintain. Also referred to as a work surface or work top with sink. Available in a choice of colors, depths



JSN	NAME	QTY	ACQ/INS	DESCRIPTION
				and sink shapes. Used for various applications in patient rooms, restrooms and throughout the facility. Usually a part of a casework interior design program. Unit does not include the drain and faucet.
E0945	Cart, Computer, Mobile	1	V / V	<p>A mobile computer cart for use throughout the facility. The cart dimensions will be approximately 45" H x 30" W x 22" D with casters. May include drawers and miscellaneous other accessories that will be determined at time of purchase.</p> <p>This Typical may include: Cart Body, w/Computer Support, Style-A Narrow, w/Raised Edge Top Flip-Up Shelf1 Sharps Container Holder Wastebasket1 Chart Holder Drawers, 3"H 2 Drawers, 6"H 3 Accessory Rail, Side Drawer Organizer Bins</p>
E0948	Cart, General Storage, Mobile, 42"H x 32"W x 22"D	1	V / V	<p>THIS TYPICAL INCLUDES: Cart Body, Style-A Narrow, w/Raised Edge Top Drawers, 3" H 4 Drawers, 6" H 1 Accessory Rail, Side Drawer Organizer Bins</p>
F0205	Chair, Side With Arms	1	V / V	Upholstered side chair, 32" high X 21" wide X 23" deep with arms, padded seats and padded backs. Seat height is a minimum of 17". Available with or without sled base.
F0340	Stool, Self Adjusting	2	V / V	Self adjusting stool. Consists of a foam padded upholstered seat with attached foot rest for added comfort. Mounted on swivel casters. Designed for doctor's use during examinations.
F0721	Personal Work Table with Tilt Top	1	V / V	Individual work table with tilt top. 11/8" all laminate top, Teemoldings edge bumper strip, height-adjustable legs with selfindexing, powder-coated steel base with chrome telescoping uprights to



JSN	NAME	QTY	ACQ/INS	DESCRIPTION
				resist scratching, top tilts 0° - 50°, 35"L x 29"W x 23" - 34"H
F2000	Basket, Wastepaper, Fire Resistant	2	V / V	Wastepaper basket, fire resistant, approximately 40 quart capacity. This unit is used to collect and temporarily store small quantities of paper refuse in patient rooms, administrative areas and nursing stations. Size and shape varies depending on the application and manufacturer selected.
F2017	Waste Receptacle, 24 GAL	2	V / V	Rectangular steel waste receptacle with step-on lid and 24 gallon capacity. The receptacle is used to collect and temporarily store small quantities of paper refuse. Can be used in restrooms, patient areas, laboratories, pharmacies, etc.
F3200	Clock, Battery, 12" Diameter	2	V / V	Clock, 12" diameter. Round surface, easy to read numbers with sweep second hand. Wall mounted unit for use when impractical to install a fully synchronized clock system. Battery operated, (batteries not included).
G0144	Ergometer, Recumbent Stepper	2	V / V	Seated stepping ergometer for total body, arms and/or legs low impact conditioning. The unit features a closed kinetic chain action which combines reciprocal stepping and arm action. The arm settings and seat are adjustable. A battery operated performance computer allows for adjusting workload level. The unit has a heavy duty steel frame construction with low-density plastic covers.
G1045	Functional Electrical Stimulation System	2	V / V	CFES (computerized functional electrical stimulation) ergometer provides the means for the neurologically impaired individual to stay as healthy as possible using a combination of FES-induced muscle contractions variety of Stimulus Channels: - Maximum stimulus intensity for each channel is independently programmable.



JSN	NAME	QTY	ACQ/INS	DESCRIPTION
M0515	Television, HD, 40" Class	2	V / V	High definition (HDTV) multimedia flat panel LED 40" class display television. The TV will have a 16:9 wide screen aspect ratio, minimum of 1920 x 1080 display resolution, digital tuner, minimum refresh rate of 60Hz, minimum of two HDMI ports and 1 USB port ENERGY STAR certified.
M1801	Computer, Microprocessing, w/Flat Panel Monitor	2	V / V	Desk top microprocessing computer. The unit shall consist of a central processing mini tower, flat panel monitor, keyboard, mouse and speakers. The system shall have the following minimum characteristics: a 2.8 GHz Pentium processor; 512 MB memory; 80GB hard drive; 32/48x CD-ROMDVD combo; 1.44MB network interface card; video 32 MB NVIDIA; a 18 inch flat panel monitor. The computer is used throughout the facility to input, manipulate and retrieve information.
M1825	Printer, Computer	1	V / V	High resolution computer printer with a variety of type styles and sheet/envelope feeder trays. Database information reflects network ready, medium duty office style laser printers. Other types of printers (bubble jet, dot matrix, line or plotter) as well as light or heavy use capabilities are available.
M2055	Shelving, Storage, Wire, CRS, w/Adjustable Shelves	2	V / V	Stationary, wire, shelving unit. Unit has fully adjustable shelves constructed of stainless steel. For use in general purpose storage areas. Shelving is provided in various sizes and configurations. Price provided is for a unit approximately 74"H x 18"D x 48"W with four shelves.
M3070	Hamper, Linen, Mobile, w/Lid	2	V / V	Mobile linen hamper with hand or foot operated lid. Made of heavy tubular stainless steel with heavy gauge welded steel platform. Holds 25" hamper bags. Mounted on ball bearing casters. For linen transport in hospitals and clinics.



JSN	NAME	QTY	ACQ/INS	DESCRIPTION
M8077	Lift, Patient, Mobile, Non-Powered, Sit to Stand	2	V / V	Mobile, non-powered patient transfer device that can support a minimum of 400 lbs. Device should consist of a patient foot plate, knee pads, support straps, heavy duty locking casters and handle bar for stability.
M8115	Conditioner, Cold Treatment Pack	1	V / V	Refrigeration unit for twelve cold therapy packs. Unit features thermostatic temperature control, automatic defrosting and refrigeration grade insulation. Interior chamber is designed to facilitate periodic cleaning. Smaller capacity models are available.
M8120	Therapy Unit, Hydrocollator	1	V / V	Moist Heat Therapy Unit, also referred as a Hydrocollator Heating Unit, are used to apply effective heat to hot packs used in moist heat therapy. Unit is supplied ready for immediate use and requires no special plumbing. Unit features: stainless steel insulated wall, thermostatically controlled, casters (mobile units only), and standard size Hot Packs. Other unit sizes and accessories (variety of hot packs, tongs, side table rack, etc.) are available.
M8133	Ergometer, Upper Body	2	V / V	Ergometer for measuring upper body exertion during an exercise regimen. The unit consists of a seat and a hand crank mechanism at shoulder height. The unit is used for physical rehabilitation protocols and stress testing. The unit quantifiably measures the effort exerted by the patient.
M8133	Ergometer, Wheelchair Accessible	2	V / V	Ergometer for measuring upper body exertion during an exercise regimen. The unit consists of a seat and a hand crank mechanism at shoulder height. The unit is used for physical rehabilitation protocols and stress testing. The unit quantifiably measures the effort exerted by the patient.
M8145	Exerciser, Staircase, Convertible	1	V / V	Convertible exercise staircase. Staircase is sturdily built in two sections permitting



JSN	NAME	QTY	ACQ/INS	DESCRIPTION
				a corner type or straight type arrangement. It consists of steps 30-36" wide and a square platform. It includes handrails to accommodate both children and adults. Both steps and platform are covered with non-slip tread.
M8150	Exerciser, Ramp and Curbs	1	V / V	Heavily constructed ramp and curbs exerciser. Unit includes three wide, deep curbs which are 2", 4" and 6" high. The ramp section is also deep and wide and rises gradually from 1/2" to 8" high. The end portion of the ramp section is an 8" high platform which the curb sections meet. The curbs and ramp have a sure-grip, long wearing, non-slip surface. The exerciser is used for training in walking techniques as well as balance.
M8210	Cart, Weight, Physical Therapy, w/Weights	1	V / V	Physical therapy weight cart equipped with weights, two storage shelves, and racks to store dumbbells. Unit is constructed of quality hardwood and mounted on 4 heavy-duty casters. Used for storage of weights.
M8230	Board, Light, Interactive Touch, Physical Therapy	1	V / V	An interactive touch wall consisting of 64 lights to provide visual stimulus and reaction time, hand-eye-foot coordination and training in velocity and jump power. The unit includes a built-in display allowing an exact evaluation of reaction time. Frame is stainless steel with multicolored touch buttons and a integrated control unit in the frame. Used in physical therapy and fitness training.
M8240	Parallel Bars, Physical Therapy	2	V / V	Physical therapy parallel bars. Unit can have manual or electrically powered adjustments. Bar height is adjustable from 25" to 40" and the bar width is adjustable from 16" to 25". Hand rails are chrome plated 1-1/2" steel tubing. Walking aisle is a minimum of 24" wide and finished in natural wood or covered with vinyl matting. Database



JSN	NAME	QTY	ACQ/INS	DESCRIPTION
				information reflects 10' or 12' bar length electrically powered units.
M8250	Mat, Exercise	2	V / V	Exercise mat. Mat is filled with 2" resilient antibacterial foam. Handles are provided for hanging or transporting. Used in physical therapy.
M8270	Rack, Pack, Hot/Cold, Wall Mounted	1	V / V	Wall mounted hot/cold pack rack. Unit is a stainless steel rack used to store and dry cold packs.
M8275	Pulley, Triplex	1	V / C	Triplex pulley for physical therapy use. Unit consists of two handles at chest level, two handles at the floor, and two handles suspended from the ceiling. Unit features 20 to 27 pounds of adjustable weights.
M8305	Platform, Exercise, w/Mat, Powered	1	V / V	Exercise platform with power height adjustment. The platform rests on one or two pedestal bases which contain the power mechanism for adjusting the table height. The platform top or removable mattress is covered with heavy duty, nylon-reinforced vinyl for durability. The adjustable height feature is designed to accommodate patients who have difficulty sitting or transferring from a wheelchair as well as providing an optimal working height for the physical therapist once the patient is on the table. Larger and smaller units as well as manual crank platform tables are available.
M8311	Table, Tilt, with Functional Electrical Stimulation	1	V / V	"Rehabilitation robotic device for the safe mobilization of neurological and bed-ridden patients even in acute care featuring gradual verticalization with cyclic leg movements and loading for the stabilization of the patient in the upright position. The patient stimulation can be enhanced by synchronized functional electrical
R2202	Fountain, Water, CRS, Wall Mounted, Handicap	2	C / C	Drinking water fountain. This unit is semi-recessed and wall mounted at handicap level with an air cooled

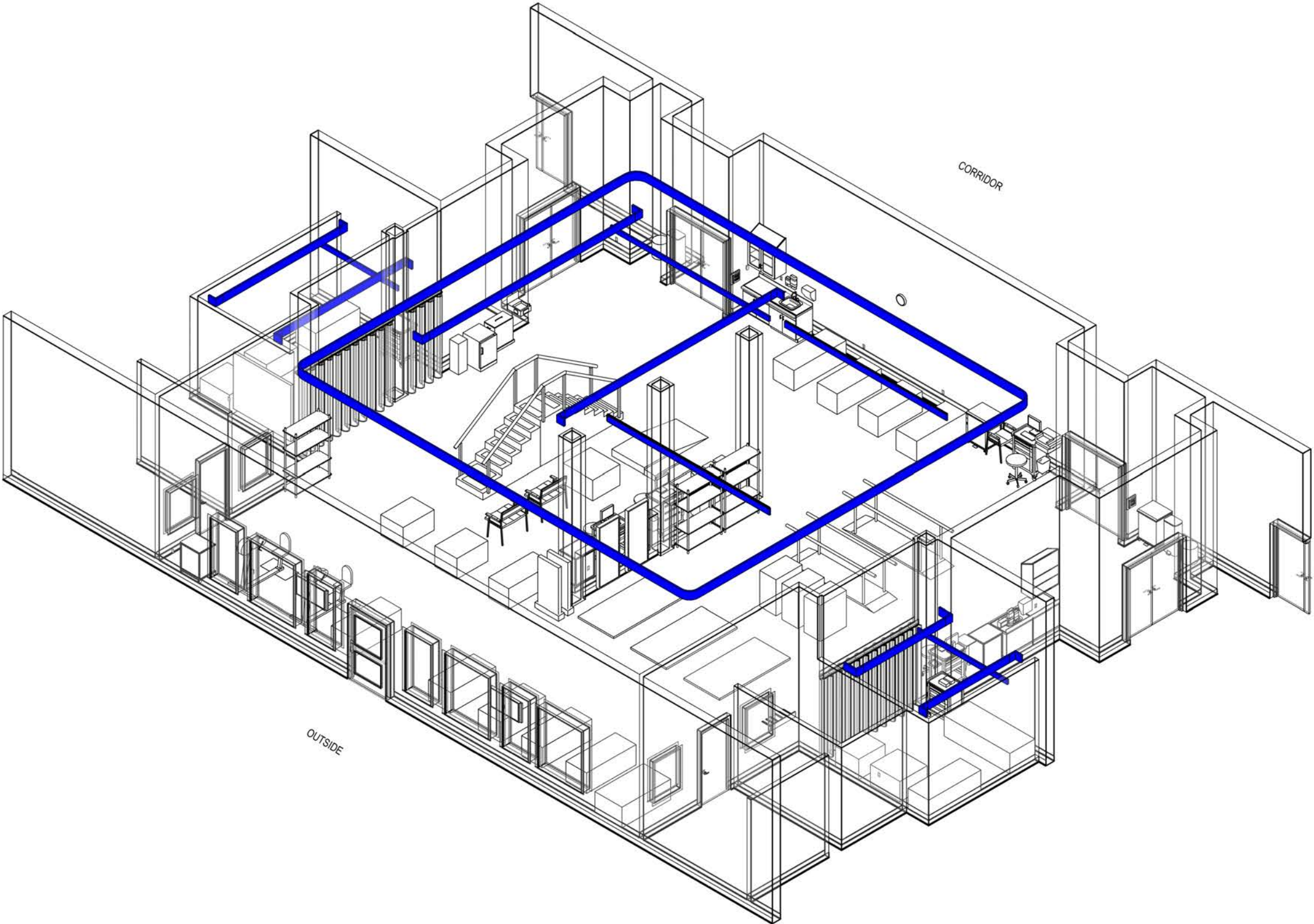


JSN	NAME	QTY	ACQ/INS	DESCRIPTION
				compressor. The unit provides easy access with push-bar/button. The unit provides cool drinking water in hospitals and commercial office buildings to include access by handicapped persons.
P3100	Lavatory, Vitreous China, Slab Type	1	C / C	Wall mounted, slab type, vitreous china, lavatory (approximate bowl size 7"x15"x10") with: faucet holes on 4" centers; gooseneck spout; wrist blade handles; and grid strainer. It shall be suitable for use in clinics, offices, washrooms or patient care area.
U1012	Mobile Sphygmomanometer Aneroid	1	V / V	Aneroid sphygmomanometer. Unit is mobile and has large graphic dial display for easy reading from all angles. It has a 90 degree (angle) swivel and 10 degree (angle) forward tilt to reduce glare. Unit accuracy is within 1% of reading. Sturdy impact-resistant construction.



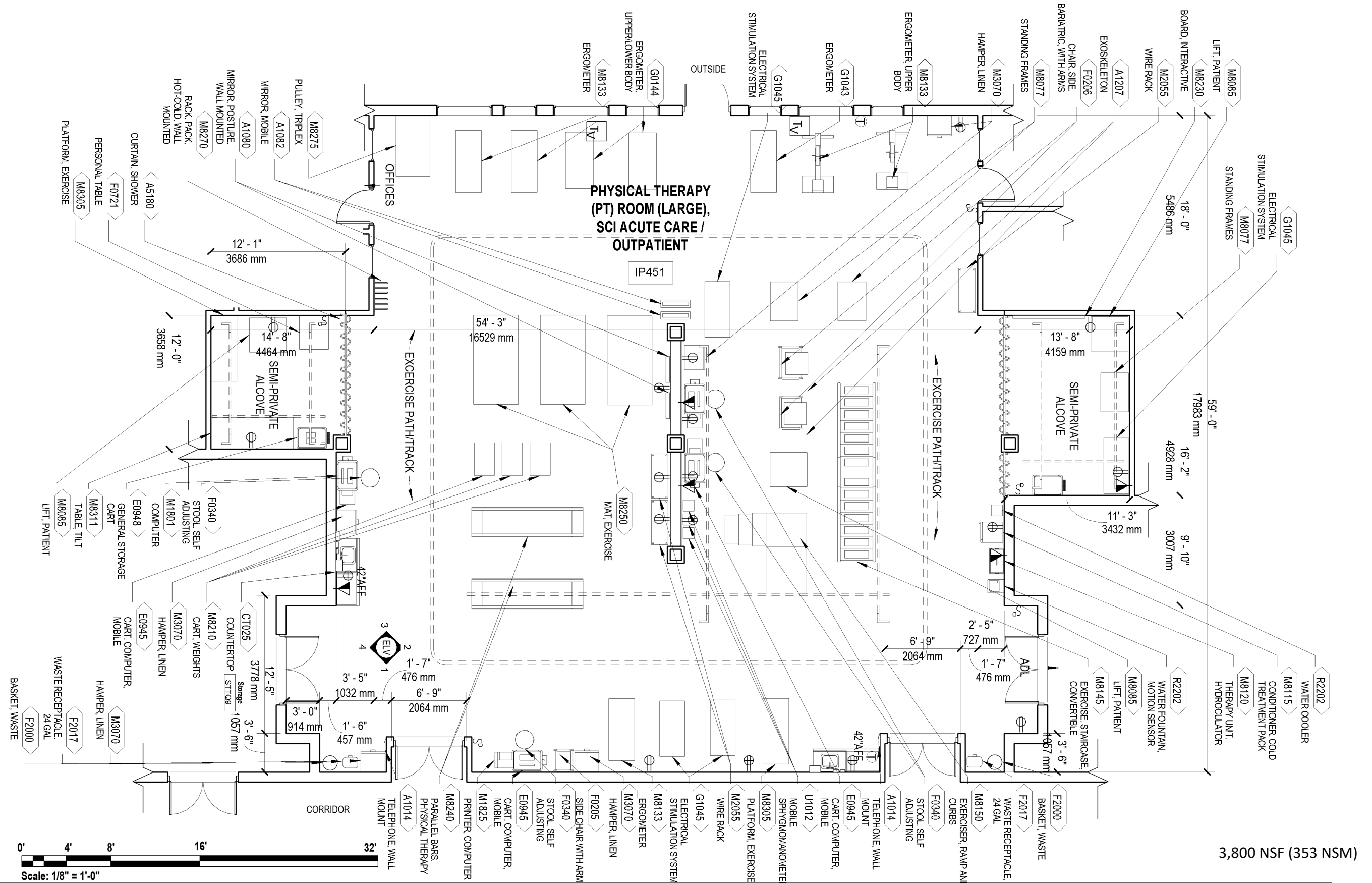
4.2.10 AC/ OP Physical Therapy (PT) Room, SCI (ISC51)

Isometric

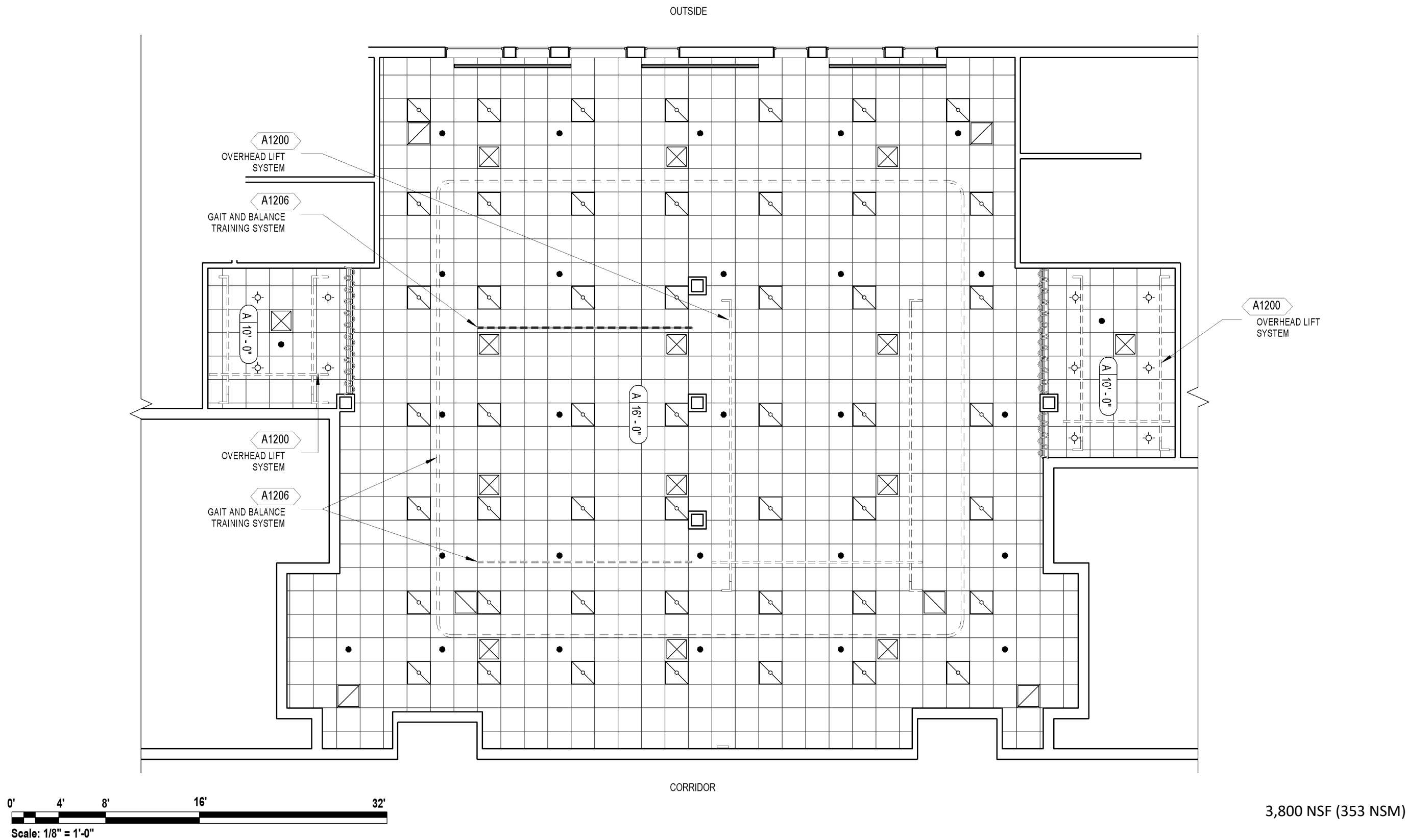


3,800 NSF (353 NSM)

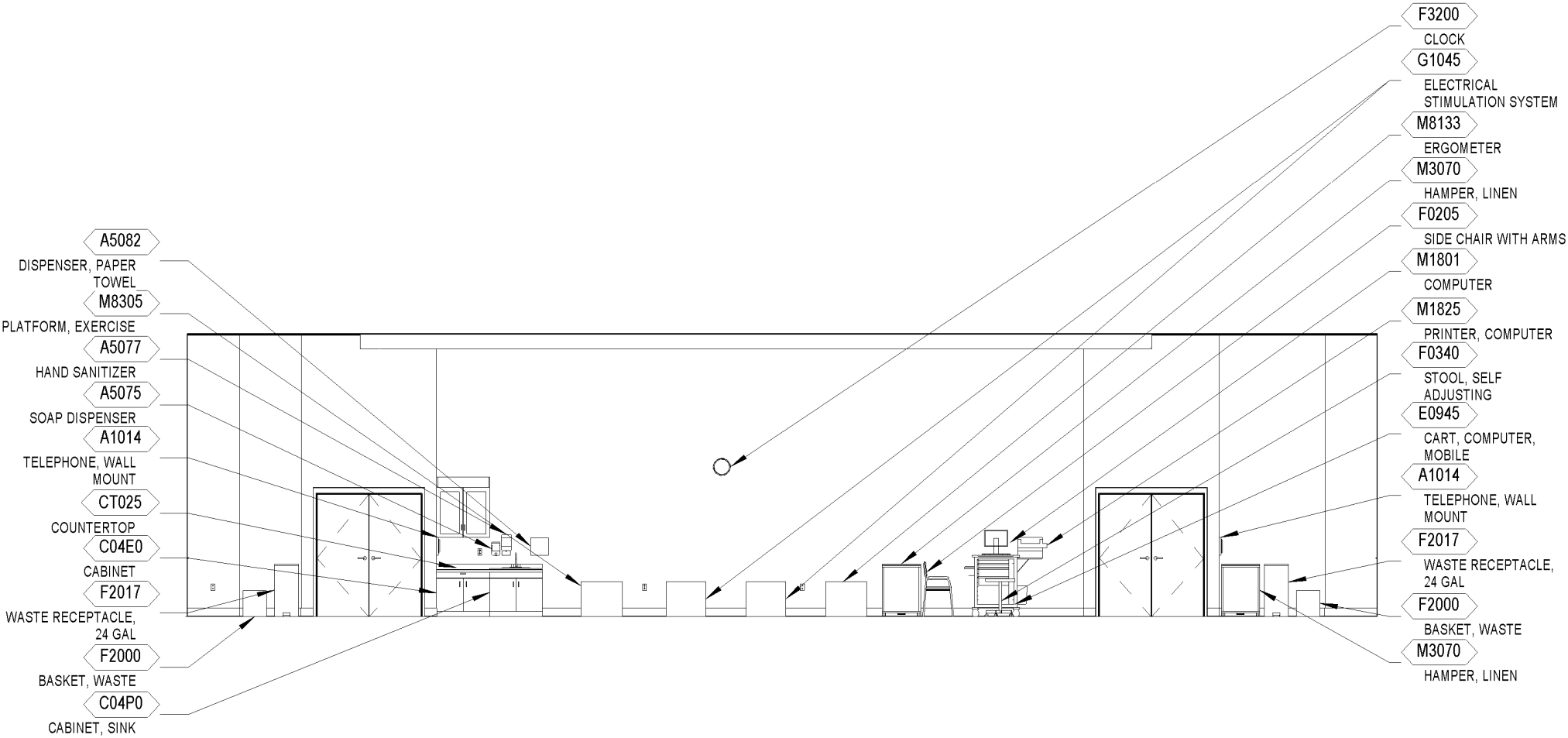
Floor Plan



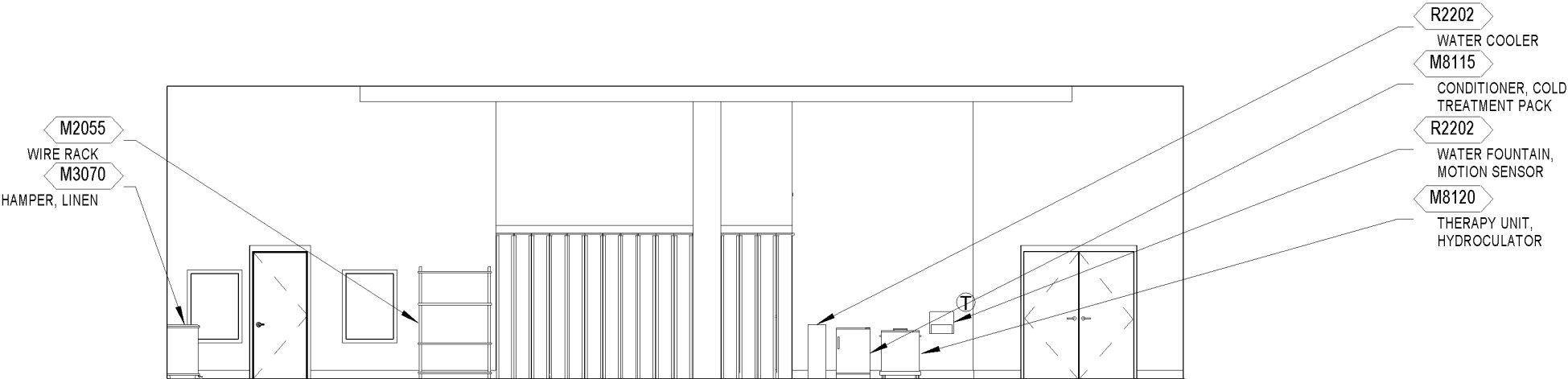
Reflected Ceiling Plan



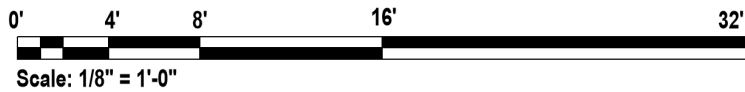
Elevations



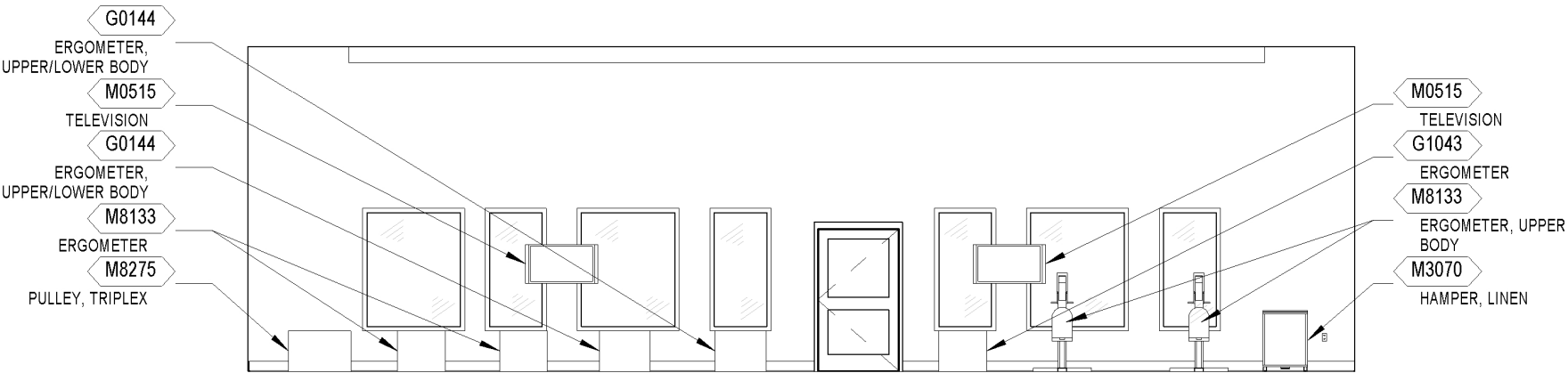
ELEVATION 1



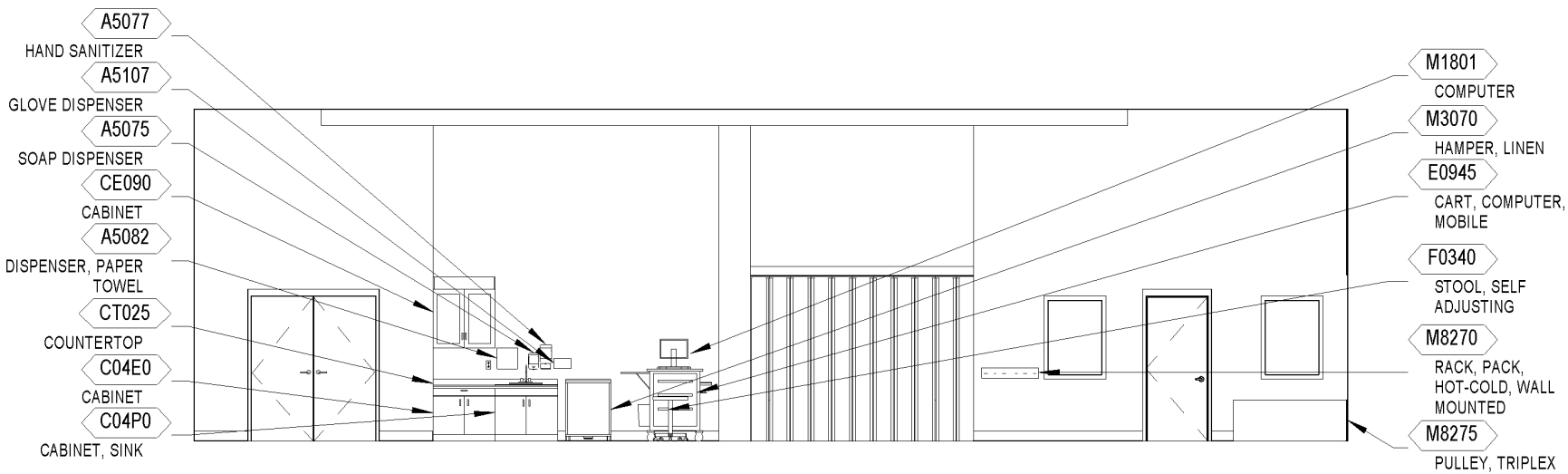
ELEVATION 2



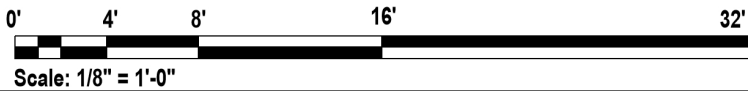
Elevations



ELEVATION 3



ELEVATION 4



Room Data

ARCHITECTURE & INTERIOR DESIGN

Ceiling Type	m:AT, accent m: GWB
Ceiling Height	16'-0"
Wall Finish	m:GWB [77] f: P m:RWC [54] h:4'-8"
Base	m:RB m:LVT
Floor Finish	m:RF m:LVT
Slab Depression	No
Doors	m:wood t:19 da:ADO dg:T s:SS
Hardware	Hw:12H

*Refer to current version of Interiors Design Manual PG-18-10, and Program Guide, Room Finishes, Door, & Hardware Schedule PG 18-14.

POWER

Normal Power: To be connected to selected receptacles and equipment.

Emergency Power: Critical branch of the EES to be connected to selected receptacles and equipment.

Review receptacle placement with planners for powered equipment types and locations.

HVAC

Refer to in current version of HVAC Design Manual for Spinal Cord Injury/Disorders Center room information.

Provide additional control zone for PT room as open space with exterior windows and doors.

LIGHTING

Refer to current version of Lighting Design Manual Section 4.2.11 Physical/Occupational Therapy for lighting design considerations.



COMMUNICATIONS

Data	Yes
Telephone	Yes
Cable / MATV Television	Yes
Duress Alarm	Yes
Electronic Access	Yes
Intercom	Yes
Nurse Call, Special (SCI/D)	Yes
Motion Intrusion Detection (MID)	No
Public Access	No
Security Surveillance Television (SSTV)	No
Motion Sensor	No
Clock	Yes
Wi-Fi	Yes
Refer to current version of the Telecommunications Design Manual.	

FIRE PROTECTION

Alarm Detection	Yes
Alarm Annunciator	No
Sprinkler	Yes
Hazard Type	Light
Refer to current version of the Fire Protection Design Manual.	
Refer to current version of Electrical Design Manual.	

MEDICAL GAS

None
Refer to current version of Plumbing Design Manual.

PLUMBING

Cold water	Yes
Hot water	Yes
Waste	Yes
Provide plumbing fixtures indicated by design guide plate and meet requirements in the current version of the Plumbing Design Manual and Division 22 Specifications.	



Equipment List

JSN	NAME	QTY	ACQ/INS	DESCRIPTION
A1014	Telephone, Wall Mounted, 1 Line, With Speaker	2	V / V	Telephone, wall mounted, 1 line, with speaker.
A1080	Mirror, Posture, Wall Mounted	2	C / C	Wall mounted posture mirror. Consists of a 1/4" plate glass in a sturdy corrosion resistant frame with water proof back. For educational and therapy programs.
A1082	Mirror, Posture, Mobile	2	V / V	Mobile single panel full-body mirror constructed of high quality, distortion-free glass with ANSI safety backing. Framed in finished oak laminate frame and base, mounted on two inch diameter swiveling casters.
A1200	Lift System, Overhead,	3	V / C	An overhead ceiling mounted rail system specifically designed for patient lifting and movement. The system will consist of recessed or ceiling mounted primary and secondary rails, lift motor with carriage, patient harness or seat, and a hand controller or control box with charger (other charging options may be available). System will facilitate lifting and movement of patient to and from bed, to stretcher, chair or other requirements. Lifting capacity is 550 pounds. Custom design of track layout by manufacturer is essential to meet individual facility requirements.
A1206	Gait and Balance Training System	3	V / C	An overhead ceiling mounted rail system specifically designed for patient gait and balance training within a therapy environment. The system will consist of recessed or ceiling mounted rails, lift motor with carriage and controlled lifting tension, patient harness and a hand controller or control box with charger (other charging options may be available). NOTE: Therapy procedures and rail's length maybe appropriate for furnishing



JSN	NAME	QTY	ACQ/INS	DESCRIPTION
				multiple lift motors, carriages, harnesses and controllers with chargers.
A1207	Exoskeleton Trainer Clinical Training	1	V / V	Powered orthosis, sometimes referred to as an exoskeleton, worn around the waist and legs which allows individuals with spinal cord injuries to stand and walk.
A5075	Dispenser, Soap, Disposable	2	V / V	Disposable soap dispenser. One-handed dispensing operation. Designed to accommodate disposable soap cartridge and valve.
A5077	Dispenser, Hand Sanitizer, Hands-Free	2	V / V	A touch free wall-mounted hand sanitizer dispenser. For use throughout a healthcare facility. Unit does not include the sanitizing liquid. Units are battery operated.
A5082	Dispenser, Paper Towel, Sensor, Hands Free	2	C / C	A surface mounted, sensor activated, automatic, roll paper towel dispenser. The unit dispenses a paper towel automatically only when hands are placed in position below the dispenser for maximum sanitation and hygiene. May include adjustable settings for sheet length, time delay, and sensor range. Unit is battery operated or with optional AC power adapter.
A5180	Track, Cubicle, Surface Mounted, With Curtain	2	V / V	Surface mounted cubicle track, with curtain. Track constructed of thick extruded aluminum. Equipped with self lubricating carriers, beaded drop chain hooks, and flame resistant curtain. To include removable end caps. Designed to be suspended around patient areas where privacy is needed. Price listed is per foot of the track, curtains to be priced per quote.
C04E0	Cabinet, U/C/B, 1 Shelf, 1 Drawer, 2 DO, 36x36x22	2	C / C	Standing height under counter base cabinet with an adjustable shelf and a full width drawer above solid hinged doors. Also referred to as a combination cabinet or a drawer and cupboard



JSN	NAME	QTY	ACQ/INS	DESCRIPTION
				cabinet. For general purpose use throughout the facility.
C04P0	Cabinet, Sink, U/C/B, 2 Door, 36x36x22	2	C / C	Standing height under counter base sink cabinet with solid hinged doors. Also referred to as a double-door sink cabinet. For general purpose use throughout the facility where a sink is to be used. Coordinate actual clear cabinet dimension with the actual outside dimension of sink that is specified to ensure that they are compatible.
CT025	Countertop, Solid Surface with Sink Combination	2	C / C	A solid, nonporous countertop approximately 36"W x 22"D with a undercounter sink combination. The countertop is an acrylic-based solid surface product with a standard thickness of 1", and a 4" butt backsplash/curb. Surfaces will be easy to clean and maintain. Also referred to as a work surface or work top with sink. Available in a choice of colors, depths and sink shapes. Used for various applications in patient rooms, restrooms and throughout the facility. Usually a part of a casework interior design program. Unit does not include the drain and faucet.
E0945	Cart, Computer, Mobile	4	V / V	A mobile computer cart for use throughout the facility. The cart dimensions will be approximately 45" H x 30" W x 22" D with casters. May include drawers and miscellaneous other accessories that will be determined at time of purchase. This Typical may include: 1 Cart Body, w/Computer Support, Style-A Narrow, w/Raised Edge Top 1 Flip-Up Shelf 1 Sharps Container Holder 1 Wastebasket 1 Chart Holder 2 Drawers, 3"H 2 Drawers, 6"H



JSN	NAME	QTY	ACQ/INS	DESCRIPTION
				3 Accessory Rail, Side Drawer Organizer Bins
E0948	Cart, General Storage, Mobile, 42"H x 32"W x 22"D	2	V / V	THIS TYPICAL INCLUDES: 1 Cart Body, Style-A Narrow, w/Raised Edge Top 2 Drawers, 3" H 4 Drawers, 6" H 1 Accessory Rail, Side Drawer Organizer Bins
F0205	Chair, Side With Arms	2	V / V	Upholstered side chair, 32" high X 21" wide X 23" deep with arms, padded seats and padded backs. Seat height is a minimum of 17". Available with or without sled base.
F0206	Chair, Bariatric Side With Arms,	1	V / V	Upholstered side chair, 32" high X 30" wide X 23" deep with arms, padded seats and padded backs. Seat height is a minimum of 17". Available with or without sled base.
F0340	Stool, Self Adjusting	4	V / V	Self adjusting stool. Consists of a foam padded upholstered seat with attached foot rest for added comfort. Mounted on swivel casters. Designed for doctor's use during examinations.
F2000	Basket, Wastepaper, Fire Resistant	2	V / V	Wastepaper basket, fire resistant, approximately 40 quart capacity. This unit is used to collect and temporarily store small quantities of paper refuse in patient rooms, administrative areas and nursing stations. Size and shape varies depending on the application and manufacturer selected.
F2017	Waste Receptacle, 24 GAL	2	V / V	Rectangular steel waste receptacle with step-on lid and 24 gallon capacity. The receptacle is used to collect and temporarily store small quantities of paper refuse. Can be used in restrooms, patient areas, laboratories, pharmacies, etc.
F3200	Clock, Battery, 12" Diameter	3	V / V	Clock, 12" diameter. Round surface, easy to read numbers with sweep second hand. Wall mounted unit for use



JSN	NAME	QTY	ACQ/INS	DESCRIPTION
				when impractical to install a fully synchronized clock system. Battery operated, (batteries not included).
G1043	Ergometer, Recumbent Bicycle, Computer Assisted	2	V / V	Computer assisted recumbent bicycle aerobic trainer. The trainer provides aerobic workouts on a computer controlled and monitored recumbent bicycle ergometer. The ergometer has several training routines and intensities which either the exerciser or a therapist can select. The unit display provides a readout of work accomplished as well as graphics to motivate the exerciser. Many models offer optional heart rate monitoring and wheels for easy mobility. Depending on the manufacturer and model, the computer is powered by the exerciser or an external source. The database electrical requirements are for those units requiring electrical power. The trainer is used for cardio-respiratory development in a gym or the exercise area of Physical Therapy.
M0515	Television, HD, 40" Class	2	V / V	High definition (HDTV) multimedia flat panel LED 40" class display television. The TV will have a 16:9 wide screen aspect ratio, minimum of 1920 x 1080 display resolution, digital tuner, minimum refresh rate of 60Hz, minimum of two HDMI ports and 1 USB port ENERGY STAR certified.
M1801	Computer, Microprocessing, w/Flat Panel Monitor	4	V / V	Desk top microprocessing computer. The unit shall consist of a central processing mini tower, flat panel monitor, keyboard, mouse and speakers. The system shall have the following minimum characteristics: a 2.8 GHz Pentium processor; 512 MB memory; 80GB hard drive; 32/48x CD-ROMDVD combo; 1.44MB network interface card; video 32 MB NVIDIA; a 18 inch flat panel monitor. The computer is used throughout the facility to input, manipulate and retrieve information.



JSN	NAME	QTY	ACQ/INS	DESCRIPTION
M2055	Shelving, Storage, Wire, CRS, w/Adjustable Shelves	3	V / V	Stationary, wire, shelving unit. Unit has fully adjustable shelves constructed of stainless steel. For use in general purpose storage areas. Shelving is provided in various sizes and configurations. Price provided is for a unit approximately 74"H x 18"D x 48"W with four shelves.
M3070	Hamper, Linen, Mobile, w/Lid	5	V / V	Mobile linen hamper with hand or foot operated lid. Made of heavy tubular stainless steel with heavy gauge welded steel platform. Holds 25" hamper bags. Mounted on ball bearing casters. For linen transport in hospitals and clinics.
M8085	Lift, Patient, Electric, 600 Lb Cap, Bariatric	23	V / C	A battery powered patient lift with an adjustable U shaped base and a minimum of 600 pound capacity for bariatric use. Unit comes with a battery charger. The unit is mounted on locking ball bearing casters for safety and stability and may require specialized slings. The database height refers to fully extended lifting arms. Designed for patient lifting and movement.
M8115	Conditioner, Cold Treatment Pack	1	V / V	Refrigeration unit for twelve cold therapy packs. Unit features thermostatic temperature control, automatic defrosting and refrigeration grade insulation. Interior chamber is designed to facilitate periodic cleaning. Smaller capacity models are available.
M8120	Therapy Unit, Hydroculator	1	V / V	Moist Heat Therapy Unit, also referred as a Hydrocollator Heating Unit, are used to apply effective heat to hot packs used in moist heat therapy. Unit is supplied ready for immediate use and requires no special plumbing. Unit features: stainless steel insulated wall, thermostatically controlled, casters (mobile units only), and standard size Hot Packs. Other unit sizes and accessories (variety of hot packs, tongs, side table rack, etc.) are available.



JSN	NAME	QTY	ACQ/INS	DESCRIPTION
M8133	Ergometer, Upper Body	2	V / V	Ergometer for measuring upper body exertion during an exercise regimen. The unit consists of a seat and a hand crank mechanism at shoulder height. The unit is used for physical rehabilitation protocols and stress testing. The unit quantifiably measures the effort exerted by the patient.
M8133	Ergometer, Wheelchair Accessible	2	V / V	Ergometer for measuring upper body exertion during an exercise regimen. The unit consists of a seat and a hand crank mechanism at shoulder height. The unit is used for physical rehabilitation protocols and stress testing. The unit quantifiably measures the effort exerted by the patient.
M8145	Exerciser, Staircase, Convertible	1	V / V	Convertible exercise staircase. Staircase is sturdily built in two sections permitting a corner type or straight type arrangement. It consists of steps 30-36" wide and a square platform. It includes handrails to accommodate both children and adults. Both steps and platform are covered with non-slip tread.
M8150	Exerciser, Ramp and Curbs	1	V / V	Heavily constructed ramp and curbs exerciser. Unit includes three wide, deep curbs which are 2", 4" and 6" high. The ramp section is also deep and wide and rises gradually from 1/2" to 8" high. The end portion of the ramp section is an 8" high platform which the curb sections meet. The curbs and ramp have a sure-grip, long wearing, non-slip surface. The exerciser is used for training in walking techniques as well as balance.
M8210	Cart, Weight, Physical Therapy, w/Weights	3	V / V	Physical therapy weight cart equipped with weights, two storage shelves, and racks to store dumbbells. Unit is constructed of quality hardwood and mounted on 4 heavy-duty casters. Used for storage of weights.
M8230	Board, Light, Interactive Touch, Physical Therapy	1	V / V	An interactive touch wall consisting of 64 lights to provide visual stimulus and



JSN	NAME	QTY	ACQ/INS	DESCRIPTION
				reaction time, hand-eye-foot coordination and training in velocity and jump power. The unit includes a built-in display allowing an exact evaluation of reaction time. Frame is stainless steel with multicolored touch buttons and a integrated control unit in the frame. Used in physical therapy and fitness training.
M8240	Parallel Bars, Physical Therapy	2	V / V	Physical therapy parallel bars. Unit can have manual or electrically powered adjustments. Bar height is adjustable from 25" to 40" and the bar width is adjustable from 16" to 25". Hand rails are chrome plated 1-1/2" steel tubing. Walking aisle is a minimum of 24" wide and finished in natural wood or covered with vinyl matting. Database information reflects 10' or 12' bar length electrically powered units.
M8250	Mat, Exercise	3	V / V	Exercise mat. Mat is filled with 2" resilient antibacterial foam. Handles are provided for hanging or transporting. Used in physical therapy.
M8270	Rack, Pack, Hot/Cold, Wall Mounted	1	V / V	Wall mounted hot/cold pack rack. Unit is a stainless steel rack used to store and dry cold packs.
M8275	Pulley, Triplex	1	V / C	Triplex pulley for physical therapy use. Unit consists of two handles at chest level, two handles at the floor, and two handles suspended from the ceiling. Unit features 20 to 27 pounds of adjustable weights.
M8305	Platform, Exercise, w/Mat, Powered	2	V / V	Exercise platform with power height adjustment. The platform rests on one or two pedestal bases which contain the power mechanism for adjusting the table height. The platform top or removable mattress is covered with heavy duty, nylon-reinforced vinyl for durability. The adjustable height feature is designed to accommodate patients who have difficulty sitting or transferring from a



JSN	NAME	QTY	ACQ/INS	DESCRIPTION
				wheelchair as well as providing an optimal working height for the physical therapist once the patient is on the table. Larger and smaller units as well as manual crank platform tables are available.
M8077	Standing Frames	3	V / V	The modular standing frame allows patients to stop at any point between sitting and standing to acclimate patient as needed with over 60 different positionings. Base unit includes seat, kneepad, tray, chest pad, locking caster and footplates. Optional accessories include but not limited to hip/knee extension, kneepad, chest strap, and oversized tray.
M8311	Table, Tilt, with Functional Electrical Stimulation	1	V / V	Rehabilitation robotic device for the safe mobilization of neurological and bed-ridden patients even in acute care featuring gradual verticalization with cyclic leg movements and loading for the stabilization of the patient in the upright position. The patient stimulation can be enhanced by synchronized functional electrical stimulation (FES).
R2202	Motion Sensor Water Fountain Wheelchair Accessible	1	C / C	Water Fountain shall deliver 8.0 gph of 50° F degree water at 90° F, ambient and 80° F inlet water. Shall have VersaFilter for taste, odor, lead and chlorine reduction. Shall include an infrared sensor to activate the flood of water, operate between 20 and 100 PSI, shall use R-134a refrigerant. Shall comply with ANSI 117.1 and ADA. Shall be listed by Underwriters Laboratories to US and Canadian standards. Shall comply with ANSI 117.1 and ADA. Need Architect to review.
R2202	Water Cooler, Electric, Accessible	1	V / C	This unit provides cooled water. Unit may be free-standing or counter-mounted for food service and healthcare use. The unit must be ADA accessible and include hands-free sensor.

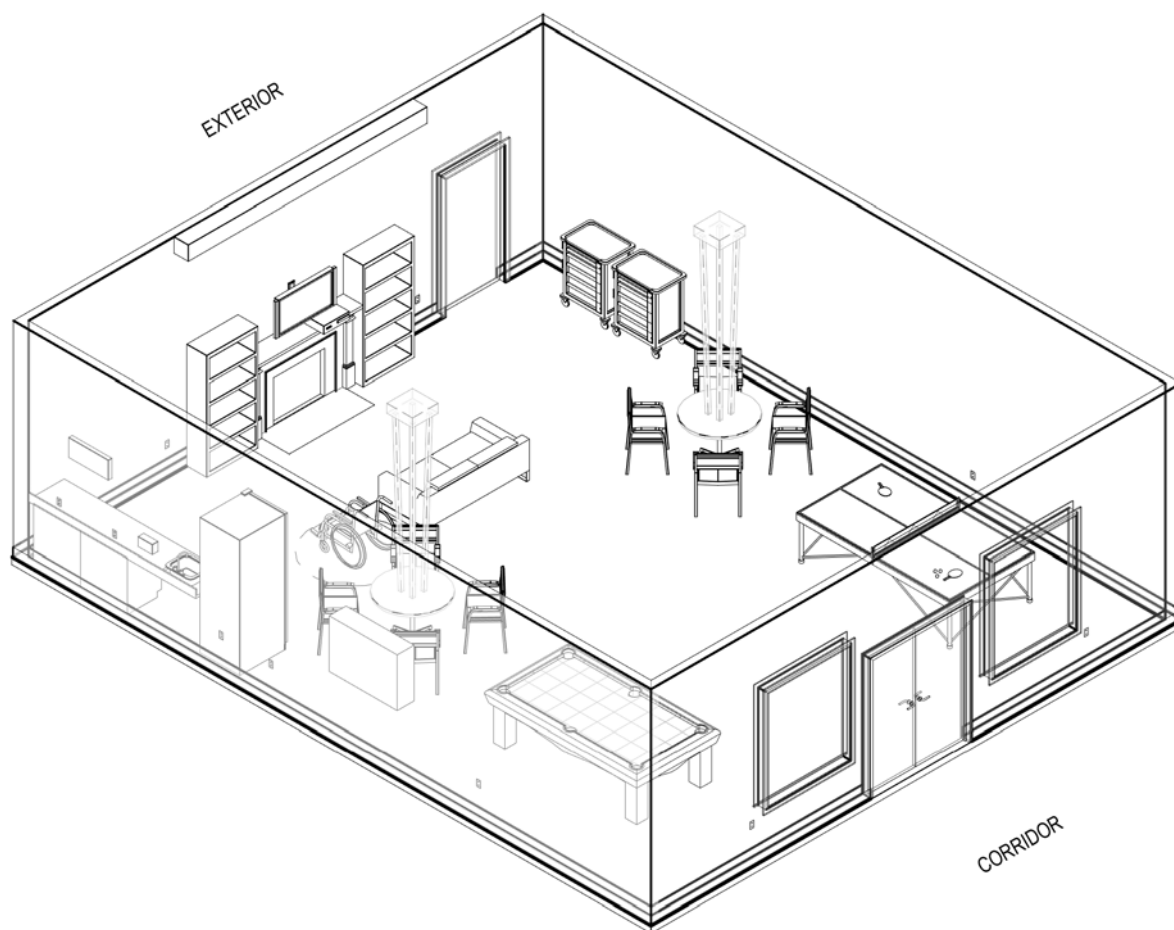


JSN	NAME	QTY	ACQ/INS	DESCRIPTION
U1012	Mobile Sphygmomanometer Aneroid	1	V / V	Aneroid sphygmomanometer. Unit is mobile and has large graphic dial display for easy reading from all angles. It has a 90 degree (angle) swivel and 10 degree (angle) forward tilt to reduce glare. Unit accuracy is within 1% of reading. Sturdy impact-resistant construction.



4.2.11 AC Multipurpose Recreation Room, SCI (ISC23)

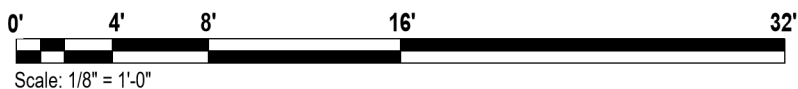
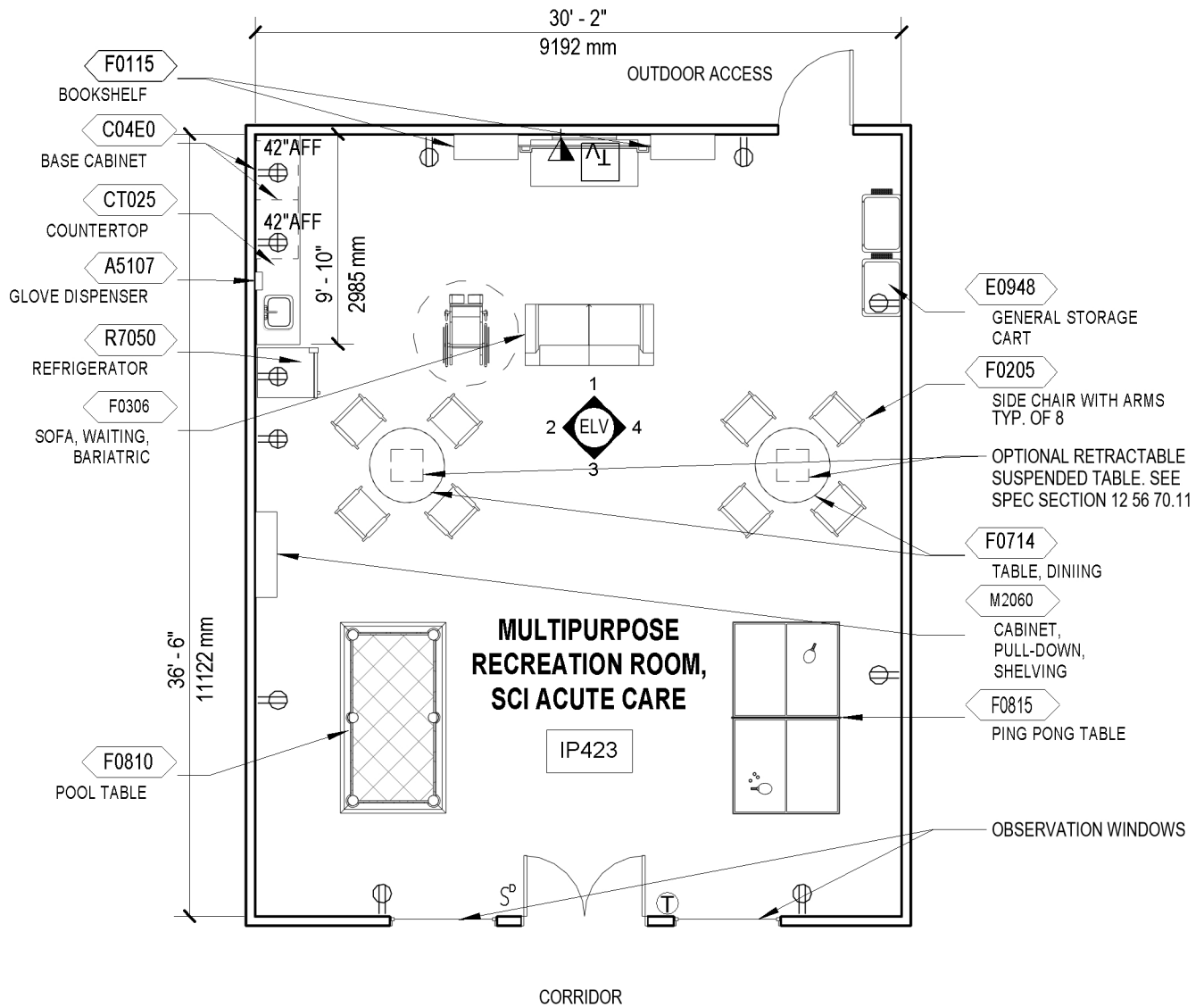
Isometric



1,100 NSF (102.2 NSM)



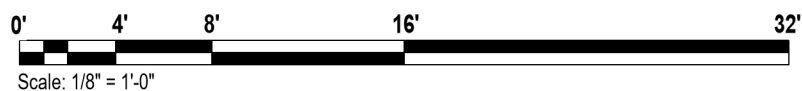
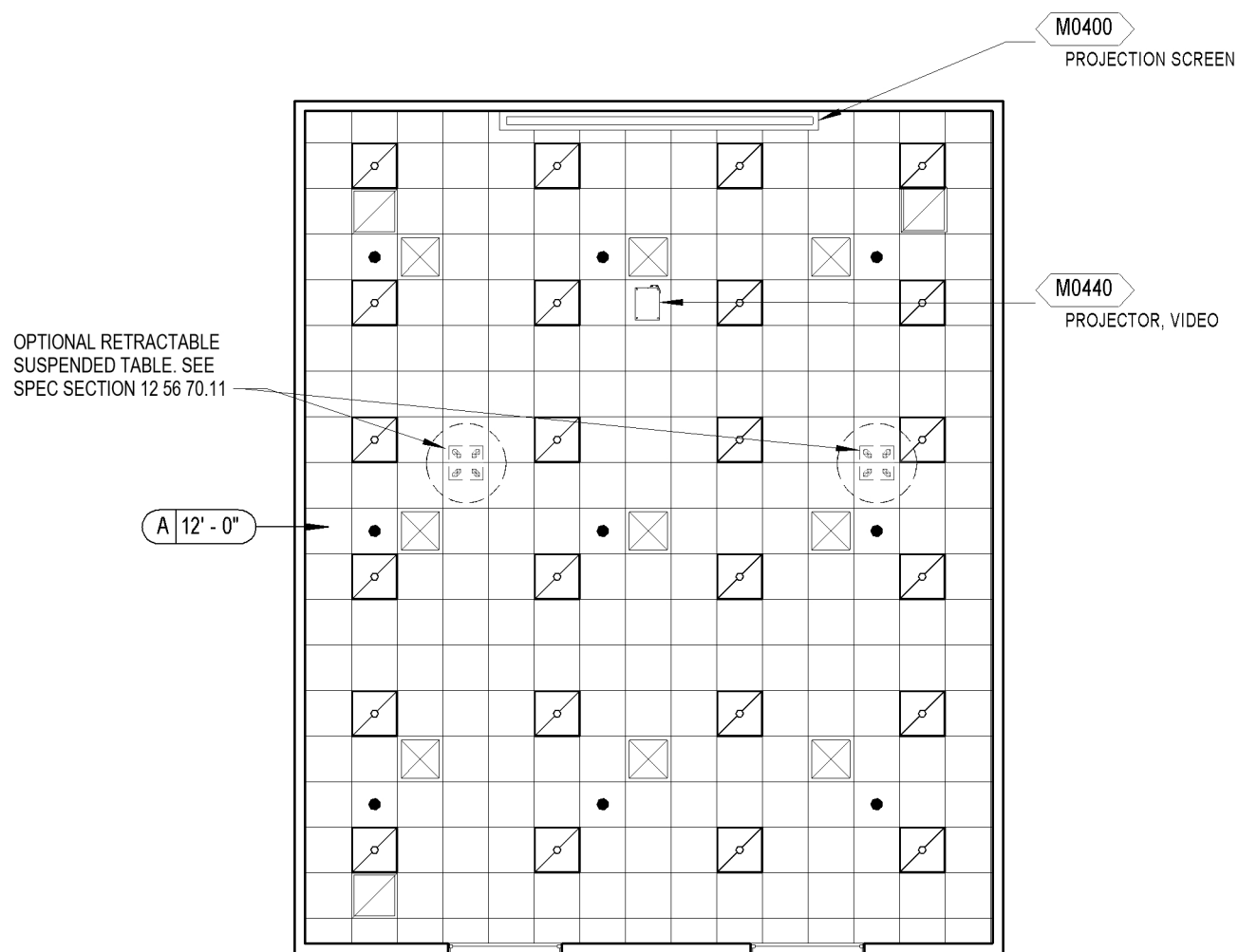
Floor Plan



1,100 NSF (102.2 NSM)



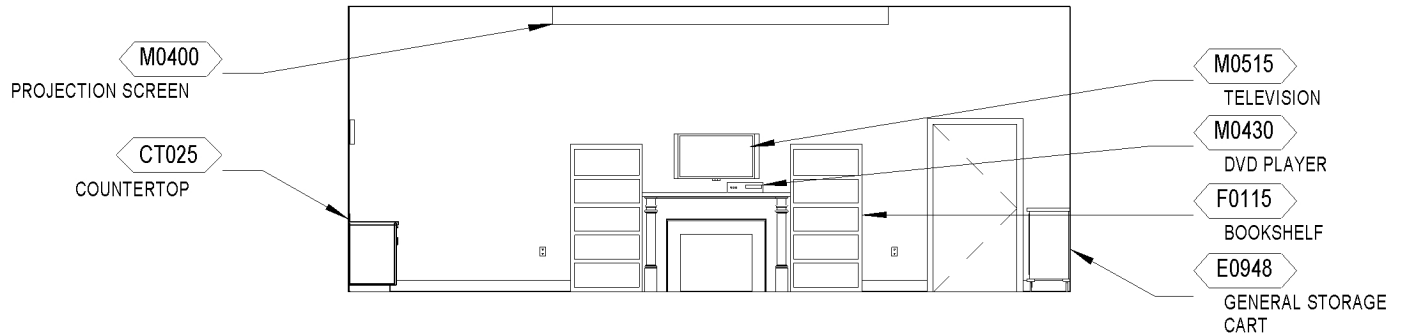
Reflected Ceiling Plan



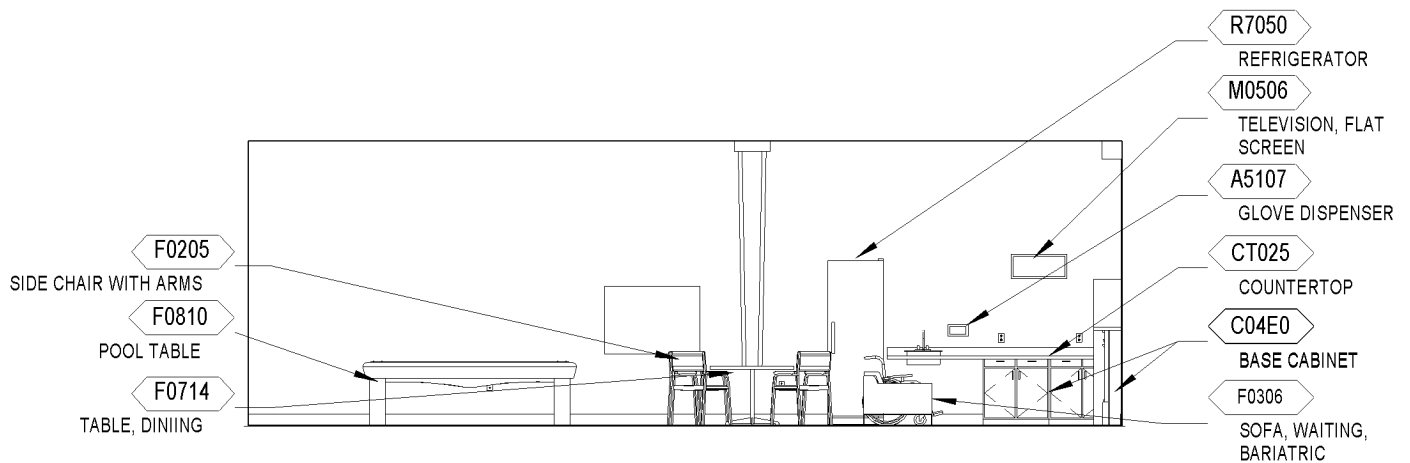
1,100 NSF (102.2 NSM)



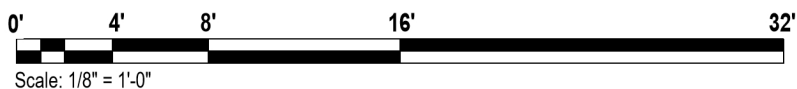
Elevations




ELEVATION 1



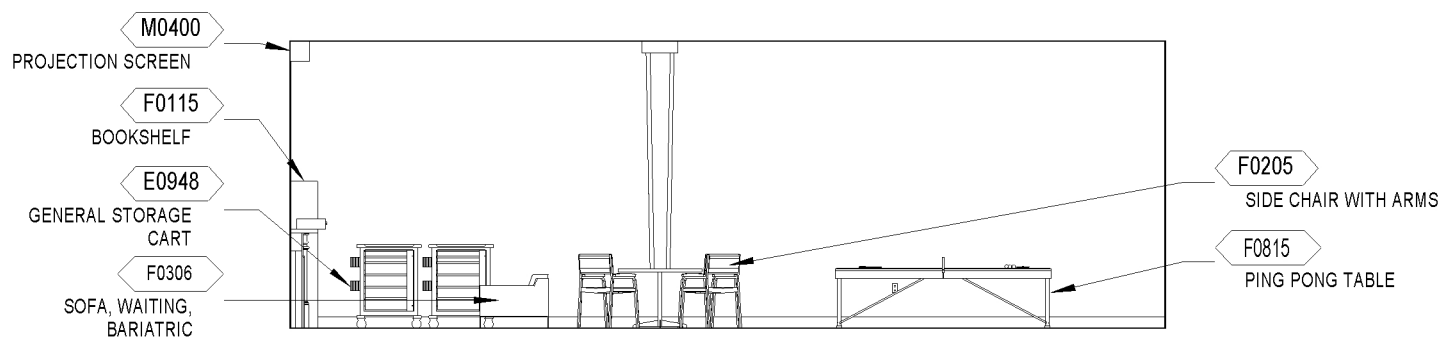
ELEVATION 2



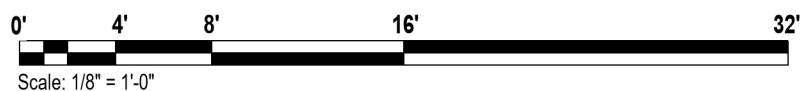
Elevations



ELEVATION 3



ELEVATION 4



Room Data

ARCHITECTURE & INTERIOR DESIGN

Ceiling Type	m:AT
Ceiling Height	12'-0"
Wall Finish	m:GWB [5,64] f:p f: P m:RWC [54] h:4'- 8"
Base	m:PRB[8]
Floor Finish	m:LVT
Slab Depression	No
Doors	m:Wood t:33 da:ADO dg:T s:SS
Hardware	hw:12H
Refer to current version of Interiors Design Manual PG-18-10, and Program Guide, Room Finishes, Door, & Hardware Schedule PG 18-14.	

HVAC

Refer to in current version of HVAC Design Manual for Spinal Cord Injury/Disorders Center room information.

LIGHTING

Refer to current version of Lighting Design Manual Section 4.3.12 Multi-Purpose Activity Room lighting design considerations.

POWER

Normal Power: To be connected to selected receptacles and equipment.

Emergency Power: Critical branch of the EES to be connected to selected receptacles and equipment.

Refer to current version of Electrical Design Manual.

COMMUNICATIONS

Data	Yes
Telephone	Yes
Cable / MATV Television	Yes
Duress Alarm	No
Electronic Access	No
Intercom	No
Nurse Call, Special (SCI/D)	Yes
Motion Intrusion Detection (MID)	No
Public Access	Yes
Security Surveillance Television (SSTV)	No
Motion Sensor	No
Clock	Yes
Wi-Fi	Yes
Refer to current version of the Telecommunications Design Manual.	

PLUMBING

Cold water	Yes
Hot water	Yes
Waste	Yes

Provide plumbing fixtures indicated by design guide plate and meet requirements in the current version of the Plumbing Design Manual and Division 22 Specifications.

FIRE PROTECTION

Alarm Detection	Yes
Alarm Annunciator	No
Sprinkler	Yes
Hazard Type	Light
Refer to current version of the Fire Protection Design Manual.	



Equipment List

JSN	NAME	QTY	ACQ/INS	DESCRIPTION
A5107	Dispenser, Glove, Surgical/Examination, Wall Mntd	1	V / V	Examination glove dispenser box for wall mounting. Fabricated of either cold rolled steel with a white baked enamel finish, plastic or acrylic. Provided with wall bracket to facilitate mounting and demounting.
A5210	Bracket, Television, Wall Mounted, w/Adjust Arm	1	V / V	Wall mounted television bracket with adjustable arm. Consists of movable arm with minimum 120 degree swivel. Designed for holding wall mounted, flat panel television units in patient rooms.
A5220	Bracket, Television, Wall Backing	1	C / C	Wall mounted television bracket backing which provides additional support and strength for the installation of the television bracket. Option available for interior or exterior plate and sized for 12" 16" or 24" stud spacing.
C04E0	ABA Cabinet, U/C/B, 1 Shelf, 1 Drawer, 2 DO, 32-1/2x36x22	1	C / C	ABA height under counter base cabinet with an adjustable shelf and a full width drawer above solid hinged doors. Also referred to as a combination cabinet or a drawer and cupboard cabinet. For general purpose use throughout the facility.
CT025	Countertop, Solid Surface with Sink Combination	1	C / C	A solid, nonporous countertop approximately 36"W x 22"D with a undercounter sink combination. The countertop is an acrylic-based solid surface product with a standard thickness of 1", and a 4" butt backsplash/curb. Surfaces will be easy to clean and maintain. Also referred to as a work surface or work top with sink. Available in a choice of colors, depths and sink shapes. Used for various applications in patient rooms, restrooms and throughout the facility. Usually a part of a casework interior design program. Unit does not include the drain and faucet.



JSN	NAME	QTY	ACQ/INS	DESCRIPTION
E0948	Cart, General Storage, Mobile, 42"H x 32"W x 22"D	2	V / V	THIS TYPICAL INCLUDES: Cart Body, Style-A Narrow, w/Raised Edge Top Drawers, 3" H 4 Drawers, 6" H 1 Accessory Rail, Side Drawer Organizer Bins
F0115	Bookcase, Open, 5 Shelf	2	V / V	Freestanding open shelf bookcase, approximately 82" high X 37" wide X 18" deep with 5 (five) adjustable shelves. Unit can be separate or part of a system with available add-on shelving.
F0205	Chair, Side With Arms	8	V / V	Upholstered side chair, 32" high X 21" wide X 23" deep with arms, padded seats and padded backs. Seat height is a minimum of 17". Available with or without sled base.
F0306	Sofa, Waiting, Bariatric	1	V / V	A sofa with a weight capacity of 800 pounds for use for use in a waiting room, lobby or other patient area. Sofa will be upholstered in a durable fabric for long lasting wear.
F0810	Table, Pool	1	V / V	Pool table approximately 32" high X 100" wide X 56" deep with 3/4" full size slate bed.
F0815	Table, Ping Pong, Folding	1	V / V	Folding ping pong table, 30 high X 108" wide X 60" deep.
M0400	Screen, Projection, 144x144, Remote Control	1	C / C	Wall or ceiling mounted, roll-up type screen with remote control. Includes multiple controls to operate the screen from two or more locations, wireless remote control, adjustable preset limit switches, and black borders on all sides. Screen is housed in a solid wood or metal case with removable motor module. For a classroom, conference room, or large auditorium.
M0430	Recorder/ Player, Digital, Video, DVD	2	V / V	Professional medical grade DVD video recorder/player. Approximately 5" high X 10" wide X 14" deep. Meets NTSC and PAL standards and employs MPEG2 video compression. Capable of high speed picture search, direct recording

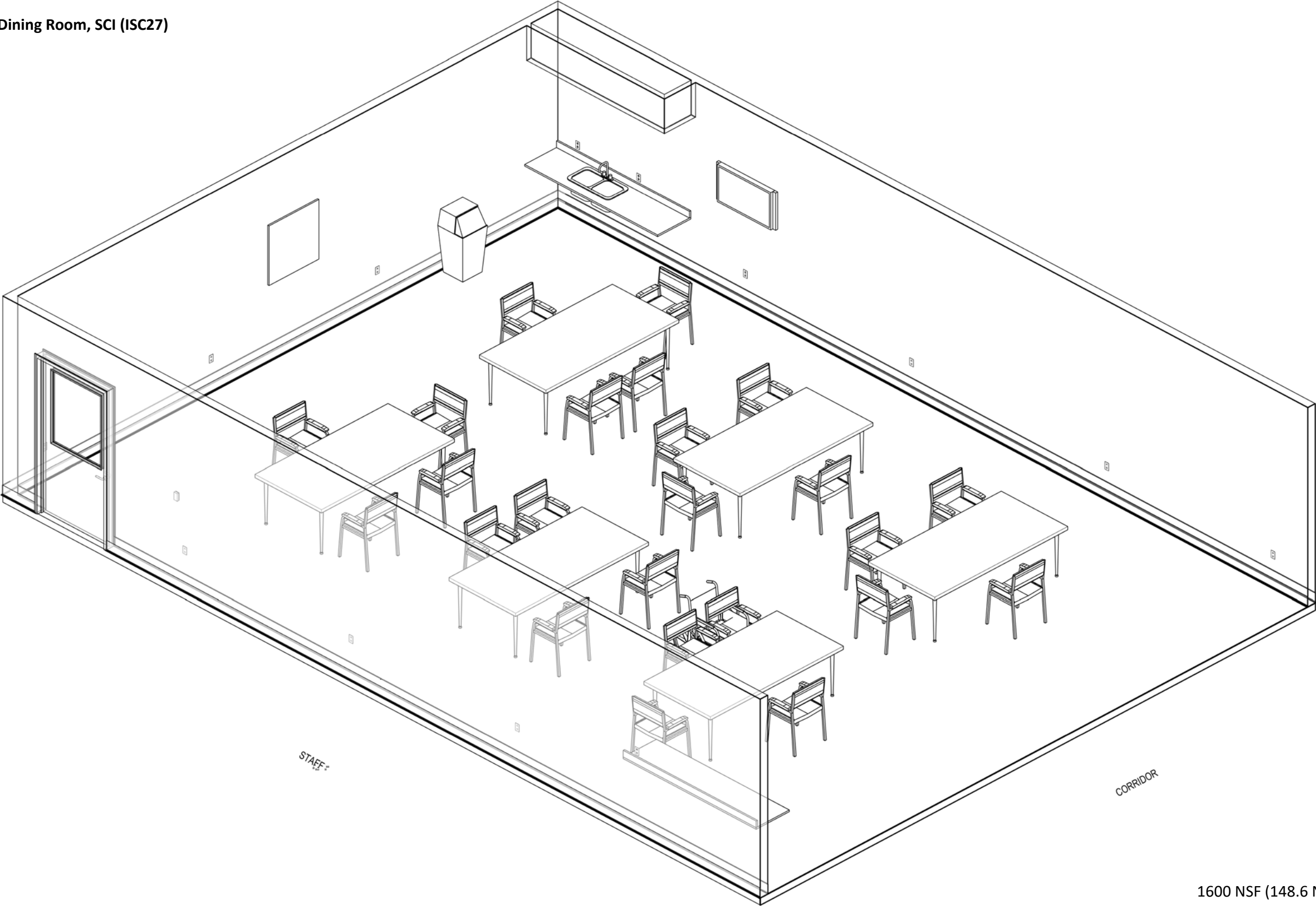


JSN	NAME	QTY	ACQ/INS	DESCRIPTION
				into available disc space and recording and playback on various DVD formats. Audio uses Dolby digital format. Convenience outlet required at point of use.
M0440	Projector, Video	1	V / V	Video projector consisting of a signal source projector with built in stereo amplifier, speakers and output jack. Convenience outlet required at point of use.
M0515	Television, HD, 40" Class	1	V / V	High definition (HDTV) multimedia flat panel LED 40" class display television. The TV will have a 16:9 wide screen aspect ratio, minimum of 1920 x 1080 display resolution, digital tuner, minimum refresh rate of 60Hz, minimum of two HDMI ports and 1 USB port ENERGY STAR certified.
M2060	Cabinet, Pull-Down, Shelving System	1	C / C	"Cabinet lift system motor operated to move a cabinet down to standard-height counter or 34" high, includes safety automatic shutoff, 20" vertical movement and 300 lbs. maximum lifting capacity, requires 110V GFCI power outlet; supporting mechanism should be anchored to wall studs or additional 2" x 4" horizontal blocks between studs, supports standard height wall cabinet, 48" wide max."
R7050	Refrigerator, 25 Cubic Feet	1	V / V	General purpose refrigerator approximately 84x27x37. This unit is corrosion resistant stainless steel. It has a single self closing door with safety stops. This refrigerator is generally used in commercial kitchens, hospitals and schools.



4.2.12 AC Dining Room, SCI (ISC27)

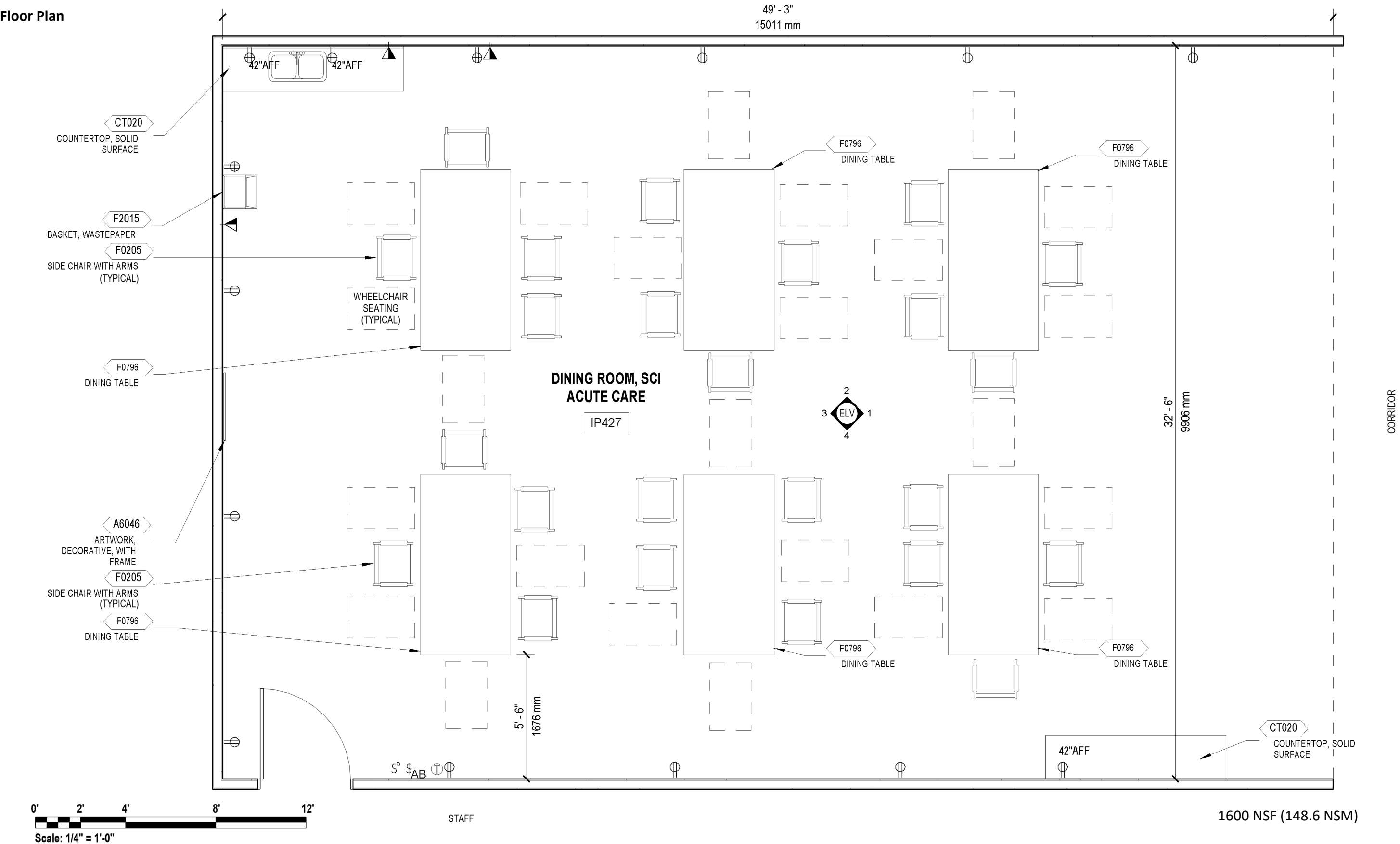
Isometric




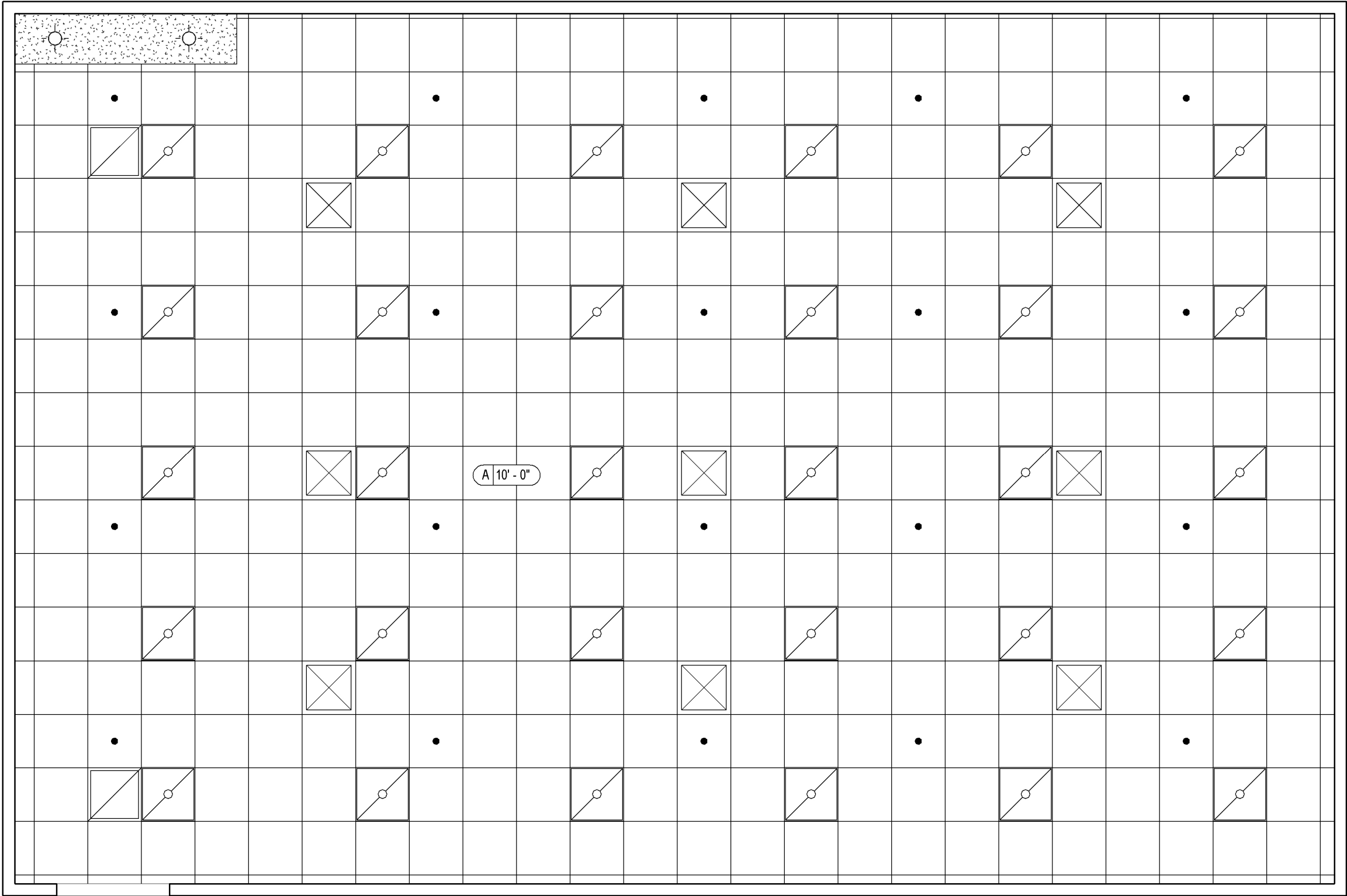
1600 NSF (148.6 NSM)



Floor Plan

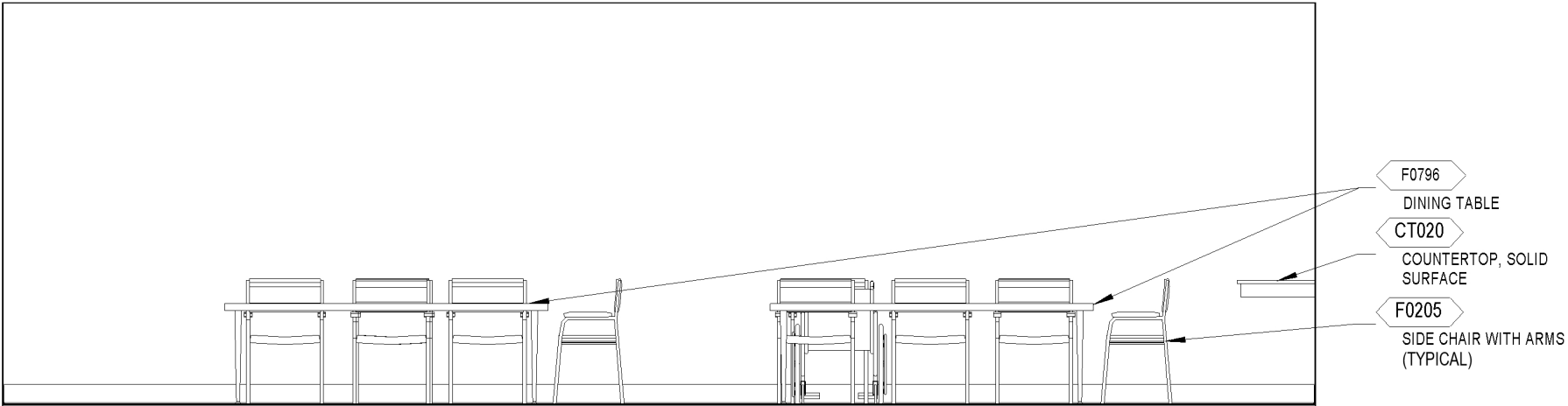


Reflected Ceiling Plan

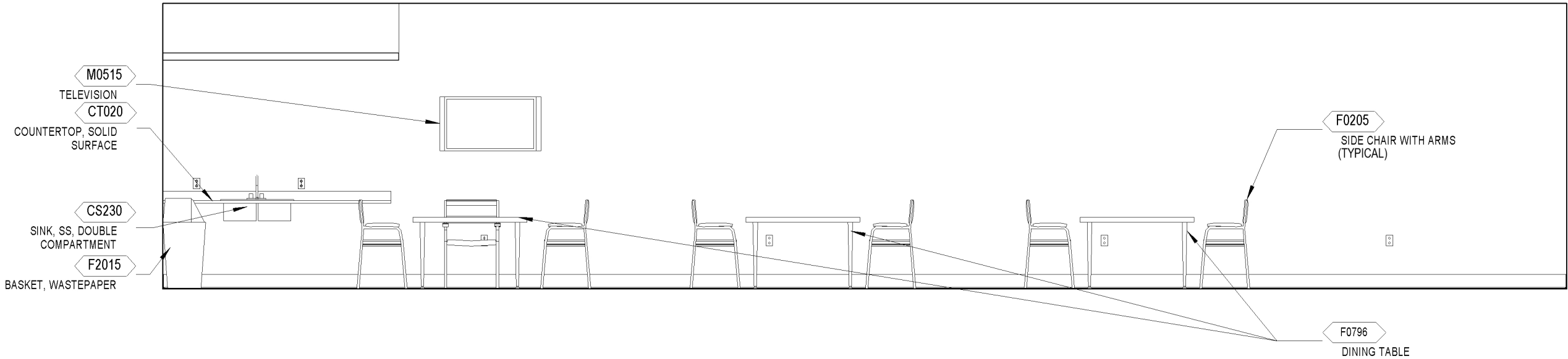


1600 NSF (148.6 NSM)

Elevations



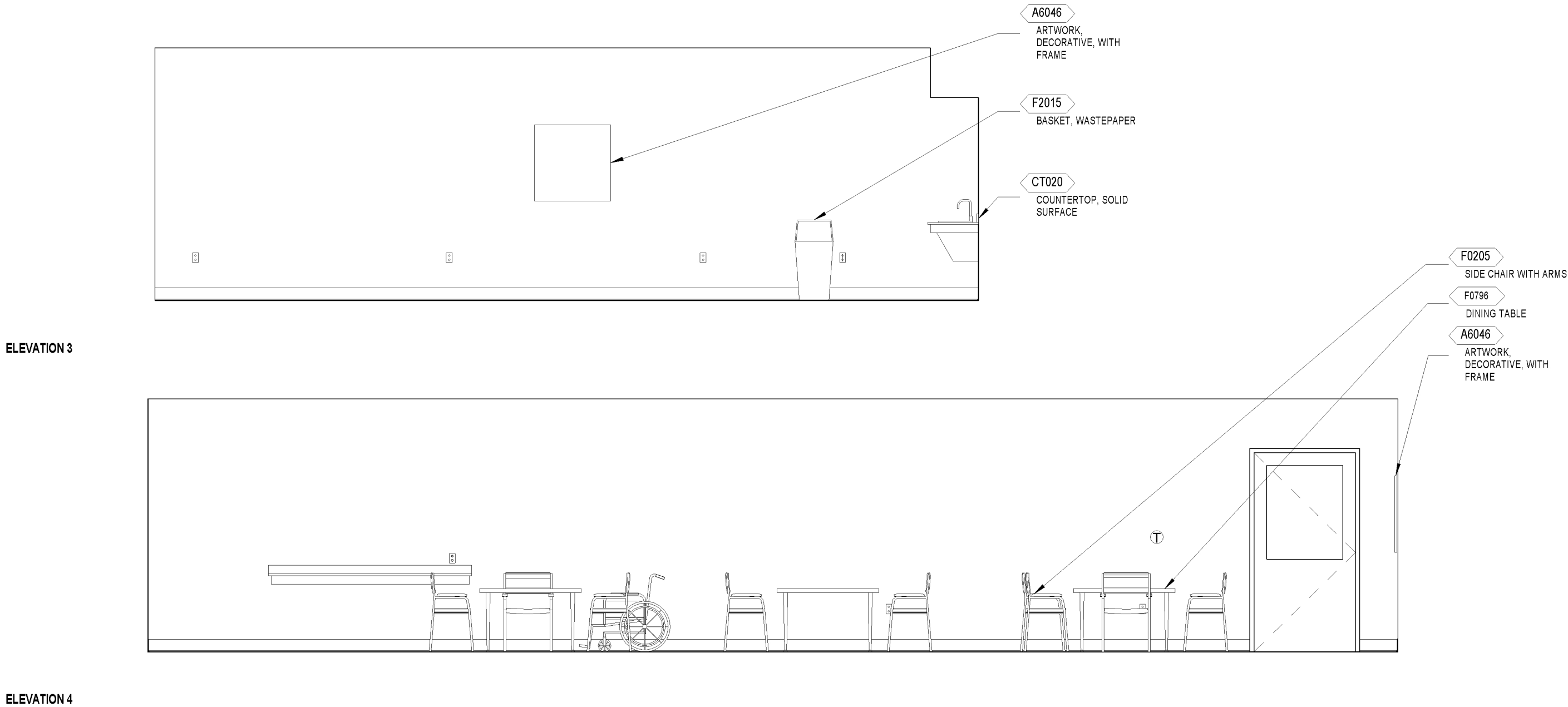
ELEVATION 1



ELEVATION 2



Elevations



Room Data

ARCHITECTURE & INTERIOR DESIGN

Ceiling Type	m:AT
Ceiling Height	10'-0"
Wall Finish	m:GWB [5] f:P m:RWC [54] h:4'-8" around table and travel routes
Base	m:PRB (8)
Floor Finish	m:LVT
Slab Depression	No
Doors	m:Wood t:3,3 da:ADO dg:T s:SS
Hardware	Hw:12H
Refer to current version of Interiors Design Manual PG-18-10, and Program Guide, Room Finishes, Door, & Hardware Schedule PG 18-14.	

HVAC

Refer to in current version of HVAC Design
Manual for Spinal Cord Injury/Disorders Center
room information

LIGHTING

Refer to current version of Lighting Design
Manual Section 5.6 Canteen for lighting design
considerations.

POWER

Normal Power: To be connected to selected
receptacles and equipment.

Emergency Power: Critical branch of the EES to
be connected to selected receptacles and
equipment.

Refer to current version of Electrical Design
Manual

COMMUNICATIONS

Data	Yes
Telephone	Yes
Cable / MATV Television	es
Duress Alarm	No
Electronic Access	No
Intercom	No
Nurse Call, Special (SCI/D)	Yes
Motion Intrusion Detection (MID)	No
Public Access	No
Security Surveillance Television (SSTV)	No
Motion Sensor	No
Clock	Yes
Wi-Fi	Yes
Refer to current version of the Telecommunications Design Manual.	

PLUMBING

Cold water	Yes
Hot water	Yes
Waste	Yes

Provide plumbing fixtures indicated by design
guide plate and meet requirements in the
current version of the Plumbing Design Manual
and Division 22 Specifications.

Kitchenette sink is not required when located
near kitchen, food service, or nutrition rooms.

FIRE PROTECTION

Alarm Detection	Yes
Alarm Annunciator	No
Sprinkler	Yes
Hazard Type	Light

Refer to current version of the Fire Protection
Design Manual.



Equipment List

JSN	NAME	QTY	ACQ/INS	DESCRIPTION
A5220	Bracket, Television, Wall Backing	1	C / C	Wall mounted television bracket backing which provides additional support and strength for the installation of the television bracket. Option available for interior or exterior plate and sized for 12" 16" or 24" stud spacing.
A6046	Artwork, Decorative, With Frame	1	V / V	This JSN is to be used for determining and defining location of decorative artwork.
CT020	Countertop, Solid Surface	2	C / C	A solid, nonporous countertop with a smooth seamless appearance. Easy to clean and maintain and with proper cleaning does not support the growth of mold. An acrylic-based solid surface product. Standard thickness of 1", and a 4" butt backsplash/curb. Also referred to as a work surface or work top. Available in a choice of colors and depths. Used in lab and other hospital areas requiring optimum physical and chemical resisting properties.
CS230	Sink, SS, Double Compartment, 10x14x16 ID	1		Double compartment stainless steel sink, drop-in, self-rimming, ledge-type, connected with a drain and provided with a mixing faucet. It shall also be provided with pre-punched fixture holes on 4" center, integral back ledge to accommodate deck-mounted fixtures, brushed/polished interior and top surfaces, and sound deadened. Recommended for use in suspended or U/C/B sink cabinets having a high plastic laminate or Chemsurf laminate countertop/work surface. Coordinate actual outside sink dimensions with the actual clear dimension of cabinet specified to ensure that they are compatible. For general purpose use throughout the facility.
F0205	Chair, Side With Arms	24	V / V	Upholstered side chair, 32" high X 21" wide X 23" deep with arms, padded seats and padded backs. Seat height is a

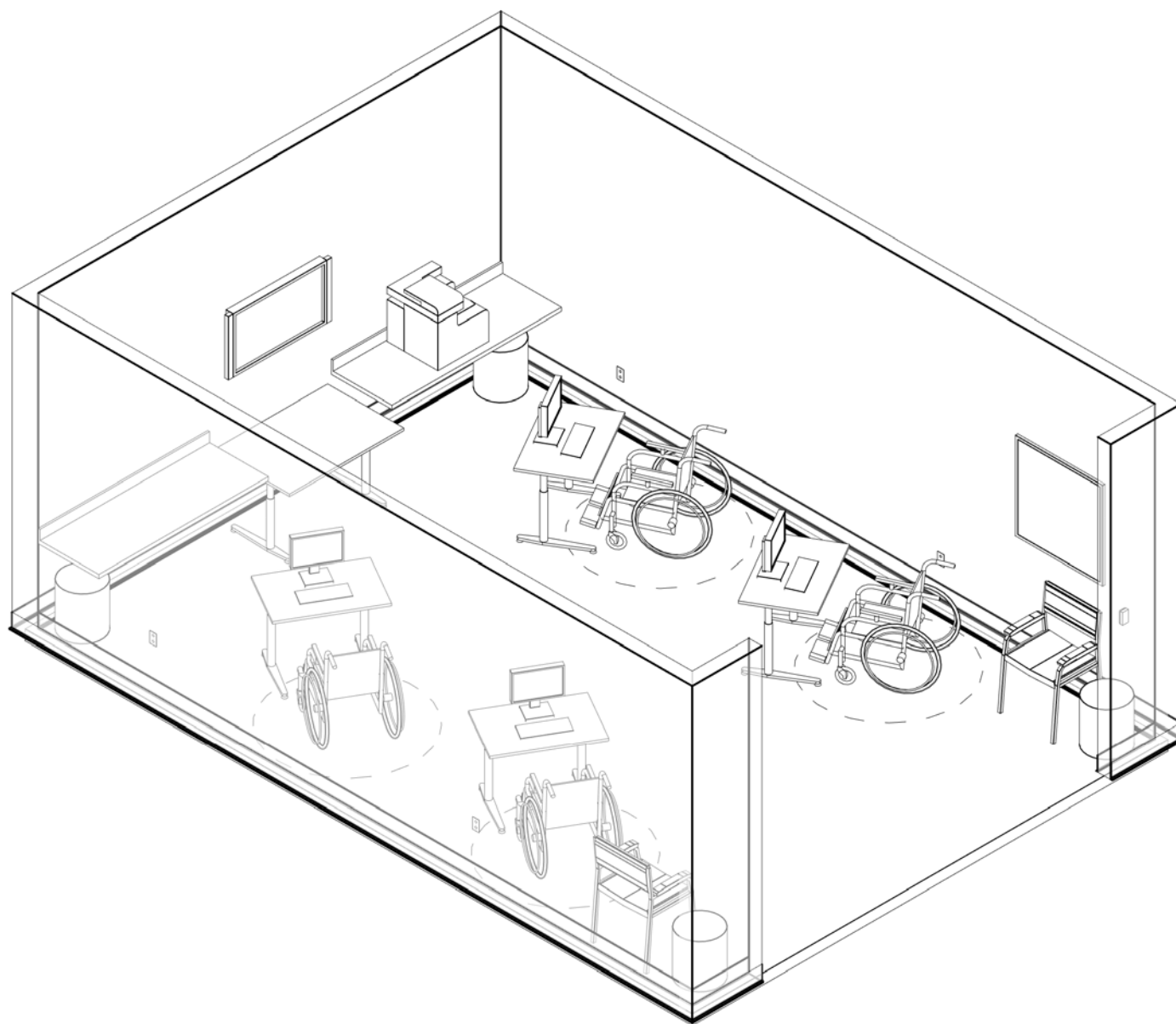


JSN	NAME	QTY	ACQ/INS	DESCRIPTION
				minimum of 17". Available with or without sled base.
F0796	Table, Dining, Residential	6	V / V	Dining table for use in a residential setting. Tabletop could be of solid wood or wood veneers. Legs may be wood or metal with glides. Table allows 6-8 people to sit comfortably. Center leaf is optional.
F2015	Basket, Wastepaper, Metal/Plastic, 2 Swinging Doors	2	V / V	Metal receptacle for soiled / used towels or waste. Equipped with a removable tapered top with two independently operating self-closing, spring hinged doors. Used in public facilities for the collection and temporary storage of refuse.
M0515	Television, HD, 40" Class	1	V / V	High definition (HDTV) multimedia flat panel LED 40" class display television. The TV will have a 16:9 wide screen aspect ratio, minimum of 1920 x 1080 display resolution, digital tuner, minimum refresh rate of 60Hz, minimum of two HDMI ports and 1 USB port ENERGY STAR certified.



4.2.13 SCI AC Internet Café, VC Svc (SV697)

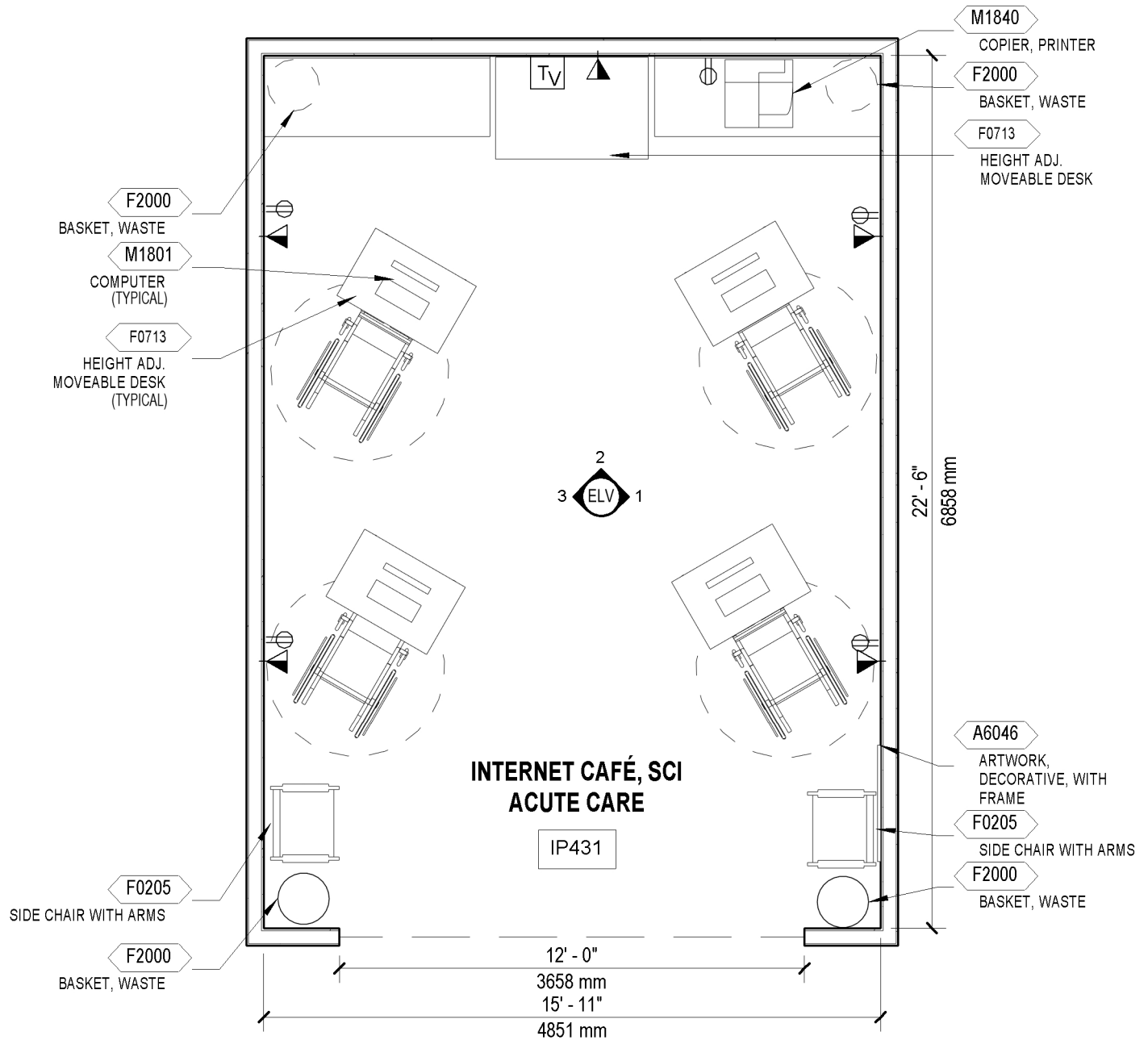
Isometric



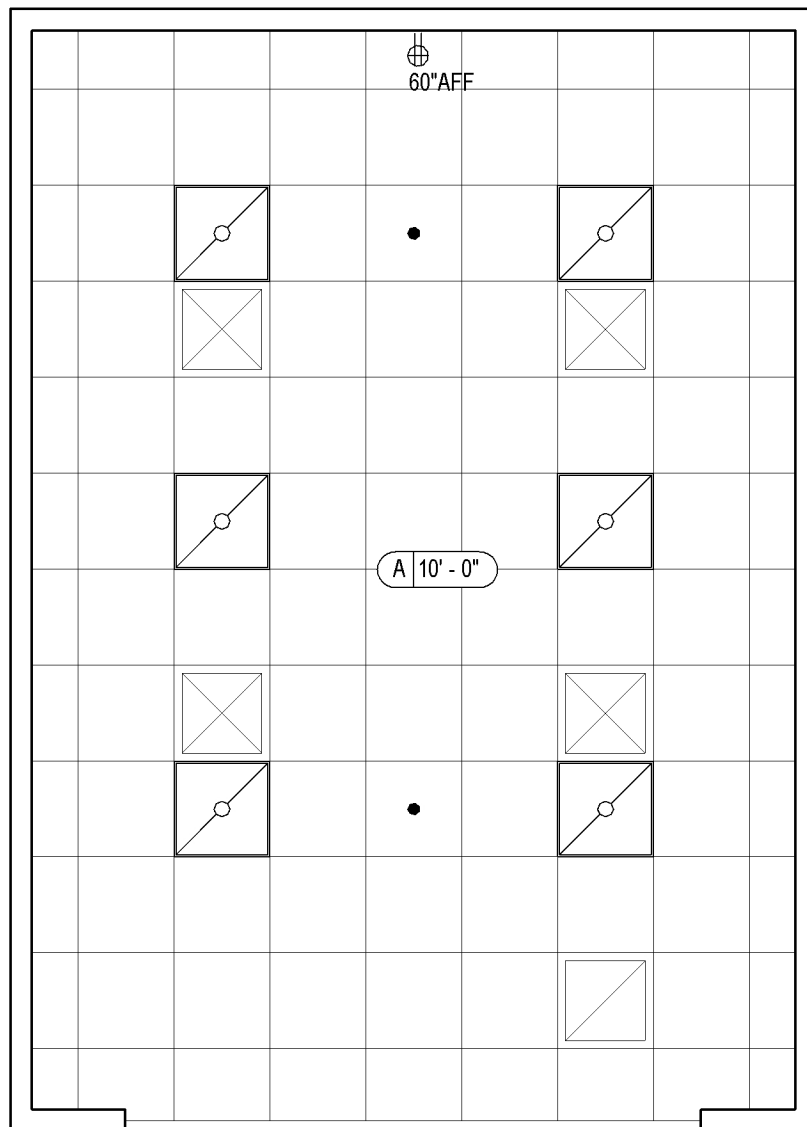
360 NSF (33.4 NSM)



Floor Plan



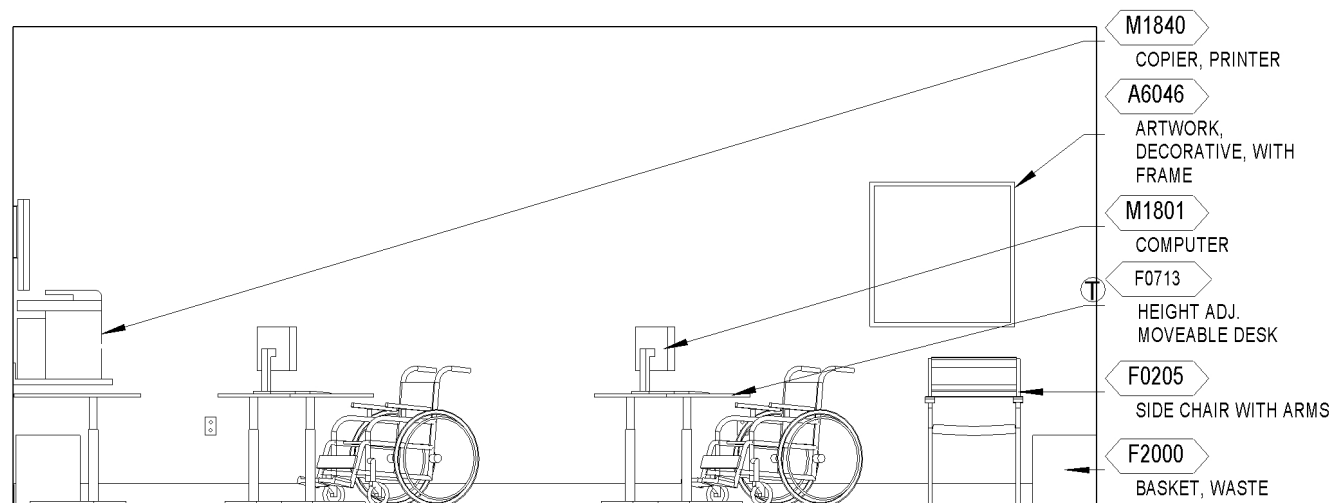
Reflected Ceiling Plan



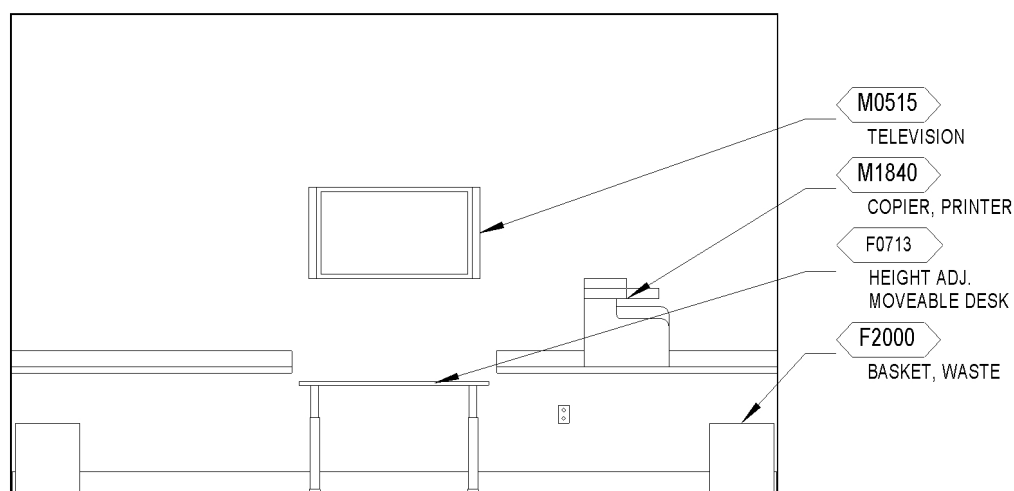
360 NSF (33.4 NSM)



Elevations



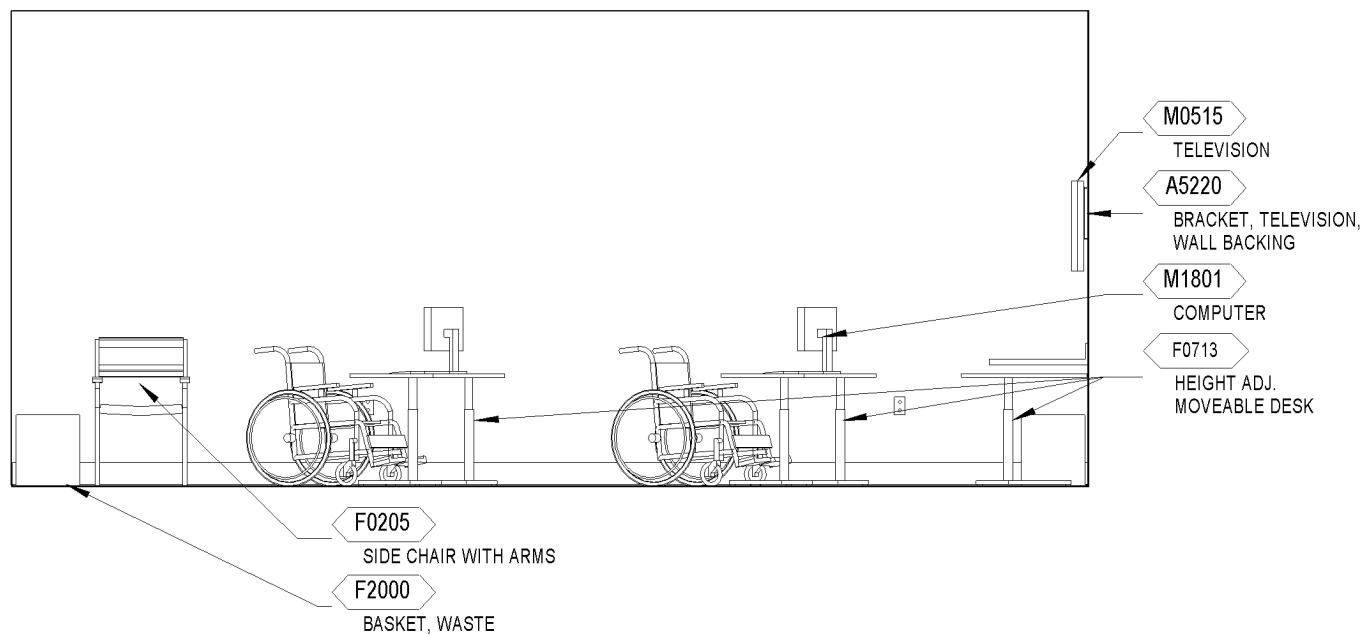
ELEVATION 1



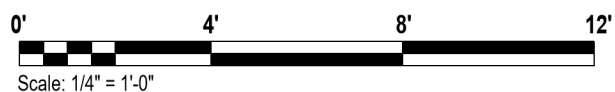
ELEVATION 2



Elevations



ELEVATION 3



Room Data

ARCHITECTURE & INTERIOR DESIGN

Ceiling Type	m:AT
Ceiling Height	10'-0"
Wall Finish	m:GWB [5] f:P m:RWC [54] h:4'- 8"
Base	m:PRB [8]
Floor Finish	m:LVT
Slab Depression	No
Doors	m:Wood t:3 dg:T s:SS
Hardware	hw:4F
Refer to current version of Interiors Design Manual PG-18-10, and Program Guide, Room Finishes, Door, & Hardware Schedule PG 18-14.	

HVAC

Refer to in current version of HVAC Design Manual for Spinal Cord Injury/Disorders Center room information.

LIGHTING

Refer to current version of Lighting Design Manual Section 4.3.11 Day Room for lighting design considerations.

POWER

Normal Power: To be connected to selected receptacles and equipment.

Emergency Power: Critical branch of the EES to be connected to selected receptacles and equipment.

Refer to current version of Electrical Design Guide.

COMMUNICATIONS

Data	Yes
Telephone	Yes
Cable / MATV Television	No
Duress Alarm	No
Electronic Access	No
Intercom	No
Nurse Call, Special (SCI/D)	Yes
Motion Intrusion Detection (MID)	No
Public Access	Yes
Security Surveillance Television (SSTV)	No
Motion Sensor	No
Clock	Yes
Wi-Fi	Yes

Refer to current version of the Telecommunications Design Manual.

PLUMBING

None, do not run pipes overhead of Internet café.

Refer to current version of the Plumbing Design Manual.

FIRE PROTECTION

Alarm Detection	Yes
Alarm Annunciator	No
Sprinkler	Yes
Hazard Type	Light

Refer to current version of the Fire Protection Design Manual.



Equipment List

JSN	NAME	QTY	ACQ/INS	DESCRIPTION
A5210	Bracket, TV, Wall Mounted,	1	C / C	A surface mounted, articulated bracket for mounting large TV through wall board to blocking or studs.
A5220	Bracket, Television, Wall Backing	1	C / C	Wall mounted television bracket backing which provides additional support and strength for the installation of the television bracket. Option available for interior or exterior plate and sized for 12" 16" or 24" stud spacing.
A6046	Artwork, Decorative, With Frame	1	V / V	This JSN is to be used for determining and defining location of decorative artwork.
CT020	Countertop, Solid Surface	2	C / C	A solid, nonporous countertop with a smooth seamless appearance. Easy to clean and maintain and with proper cleaning does not support the growth of mold. An acrylic-based solid surface product. Standard thickness of 1", and a 4" butt backsplash/curb. Also referred to as a work surface or work top. Available in a choice of colors and depths. Used in lab and other hospital areas requiring optimum physical and chemical resisting properties.
F0205	Chair, Side With Arms	2	V / V	Upholstered side chair, 32" high X 21" wide X 23" deep with arms, padded seats and padded backs. Seat height is a minimum of 17". Available with or without sled base.
F2000	Basket, Wastepaper, Fire Resistant	2	V / V	Wastepaper basket, fire resistant, approximately 40 quart capacity. This unit is used to collect and temporarily store small quantities of paper refuse in patient rooms, administrative areas and nursing stations. Size and shape varies depending on the application and manufacturer selected.
M0515	Television, HD, 40" Class	1	V / V	High definition (HDTV) multimedia flat panel LED 40" class display television. The TV will have a 16:9 wide screen aspect ratio, minimum of 1920 x 1080

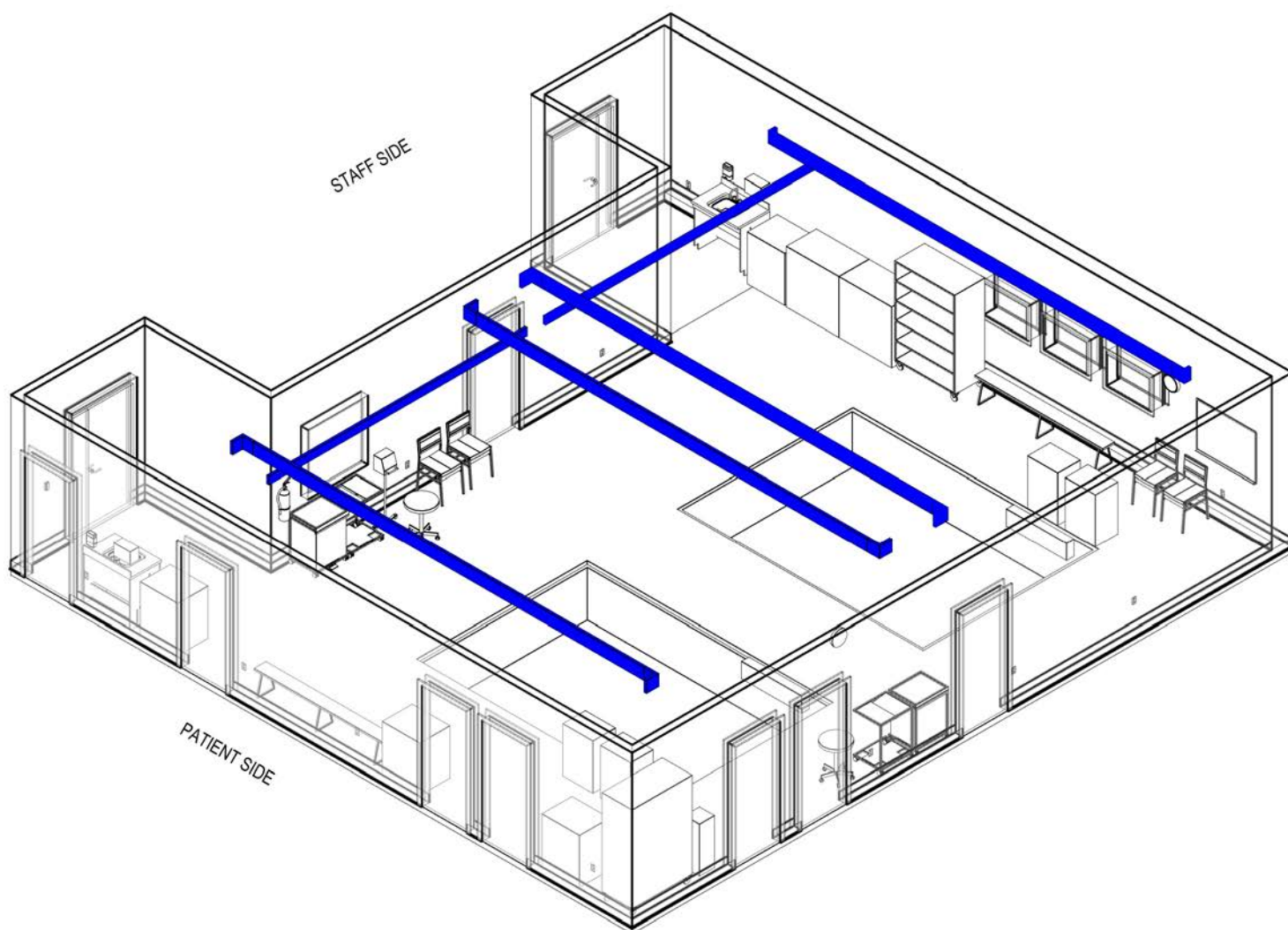


JSN	NAME	QTY	ACQ/INS	DESCRIPTION
				display resolution, digital tuner, minimum refresh rate of 60Hz, minimum of two HDMI ports and 1 USB port ENERGY STAR certified.
M1801	Computer, Microprocessing, w/Flat Panel Monitor	4	V / V	Desk top microprocessing computer. The unit shall consist of a central processing mini tower, flat panel monitor, keyboard, mouse and speakers. The system shall have the following minimum characteristics: a 2.8 GHz Pentium processor; 512 MB memory; 80GB hard drive; 32/48x CD-ROMDVD combo; 1.44MB network interface card; video 32 MB NVIDIA; a 18 inch flat panel monitor. The computer is used throughout the facility to input, manipulate and retrieve information.
M1840	Printer/Copier/Fax Combination	1	V / V	Multifunctional printer, fax, scanner and copier (PFC) all-in-one machine.
F0713	Table, Adjustable Height 36W x 24D	5	V / V	36W x 24 D adjustable height electric pedestal table with C-foot configuration and integral wire management trough or tray. Height range varies by manufacturer, and model, approximately 22 to 48 inches. Steel tube construction with powder coat finish, and 1 inch thick top with high pressure laminate or wood veneer surface. System includes integral electrical components (including control box, cable trough, power cord for table; U.L. listed pop-up power strip with minimum of two simplex receptacles, data and/or USB ports as needed per facility preference).



4.2.14 Aquatic Therapy (AT) Pool, SCI (IST63)

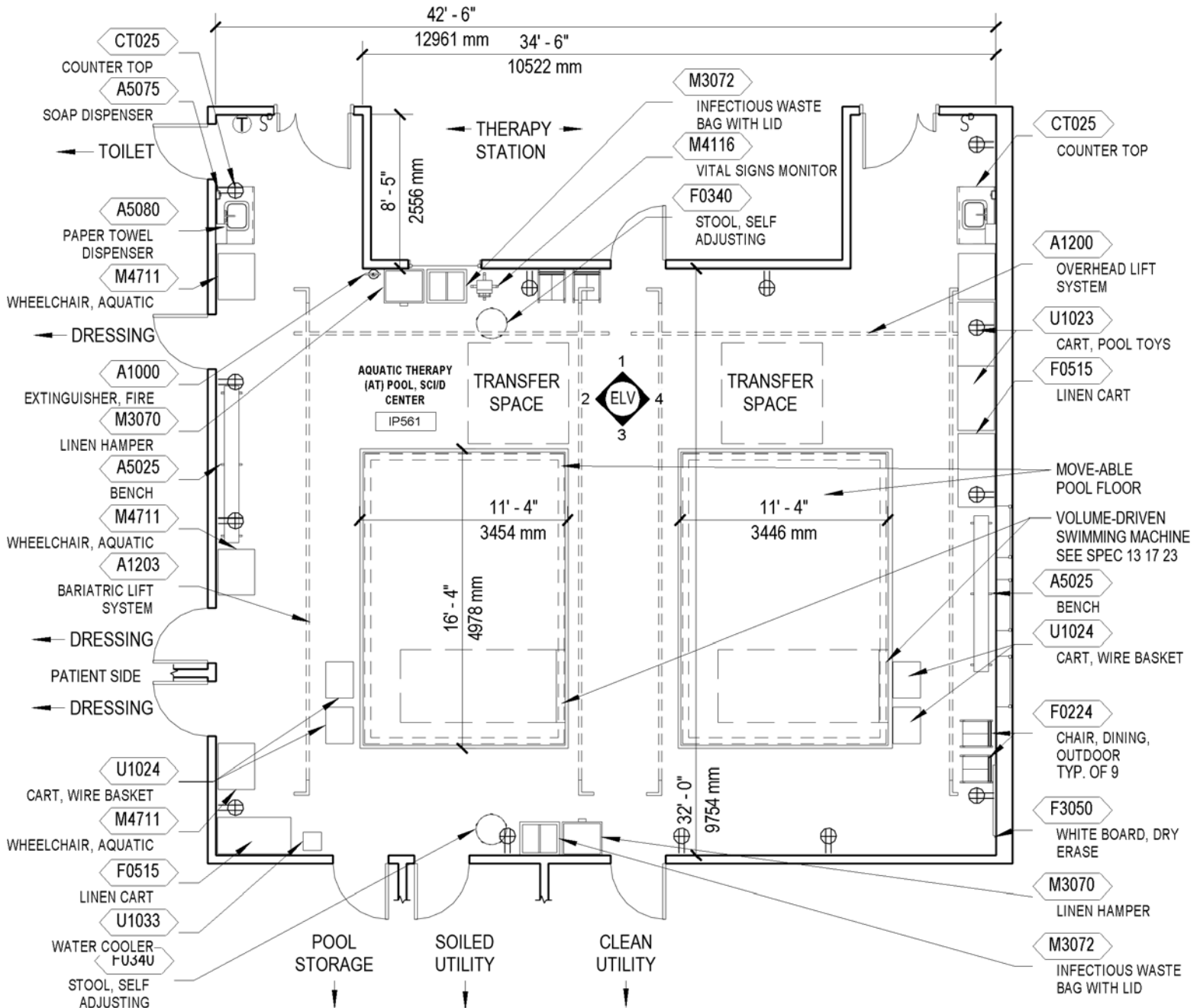
Isometric



1500 NSF (139.4 NSM)



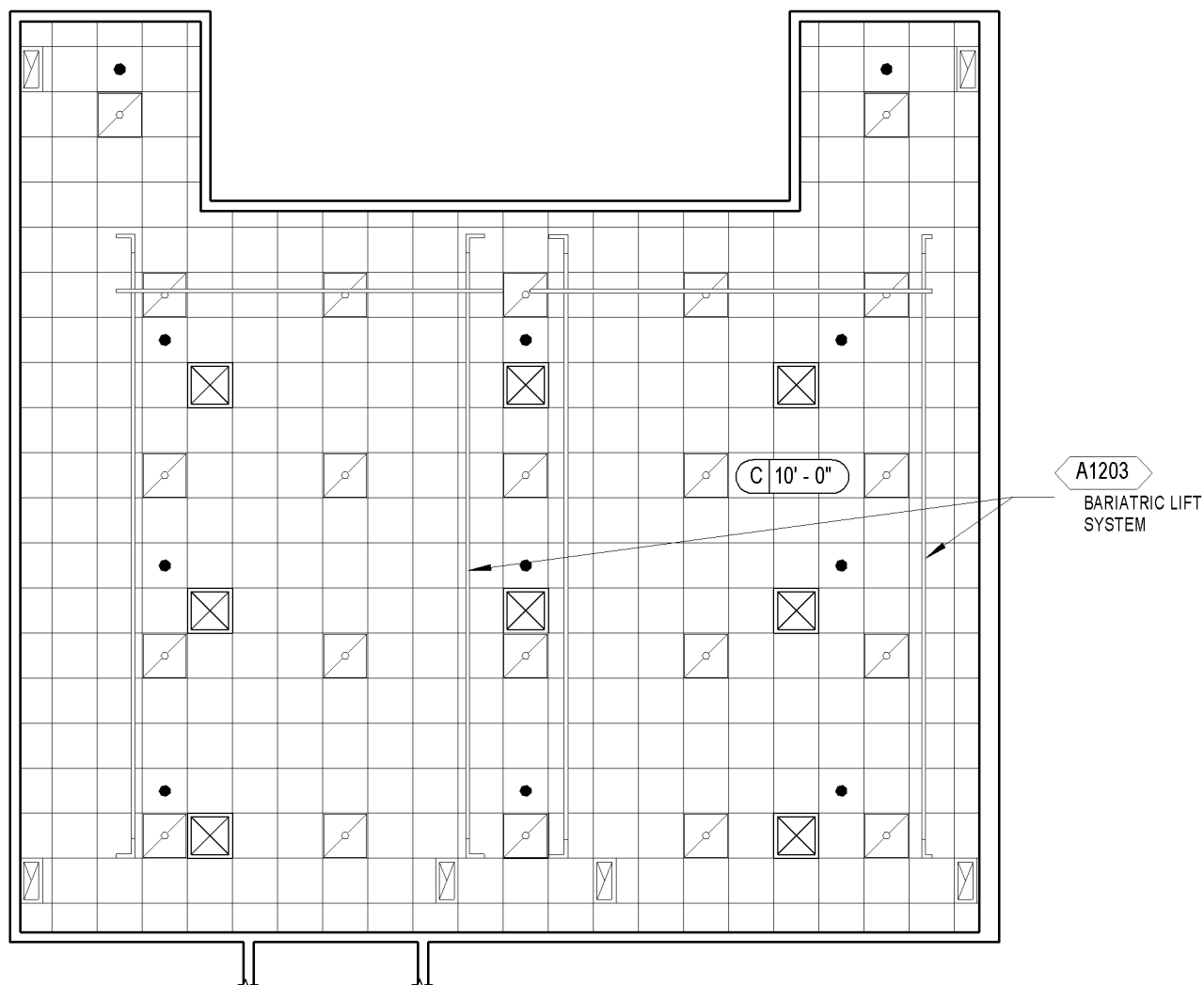
Floor Plan



1500 NSF (139.4 NSM)



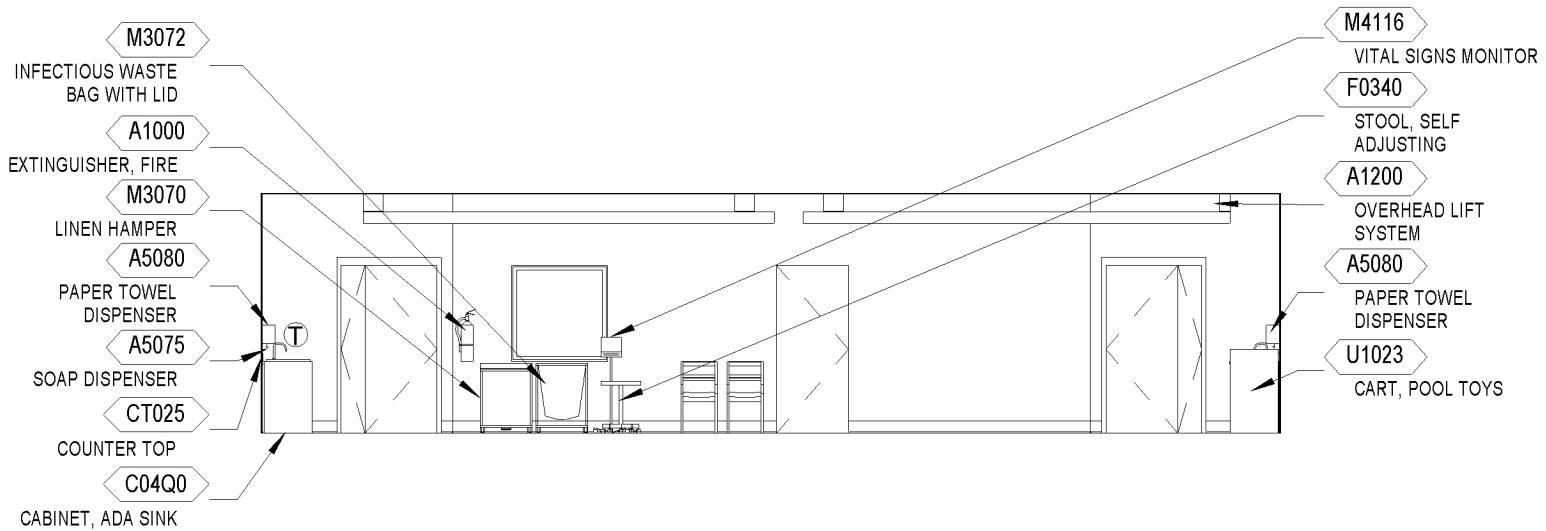
Reflected Ceiling Plan



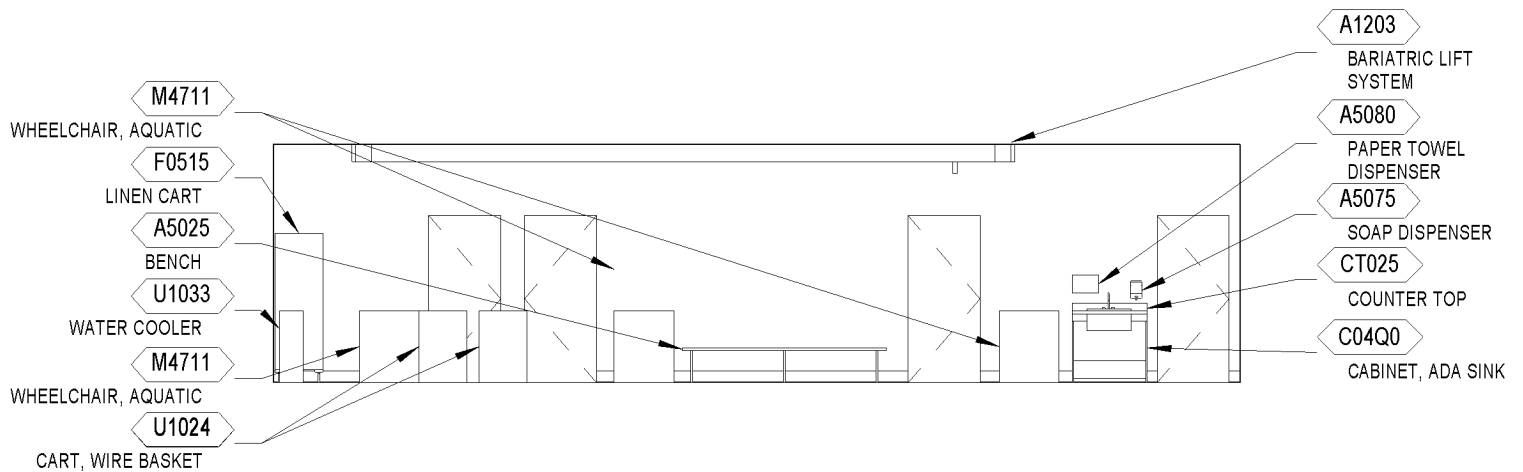
1500 NSF (139.4 NSM)



Elevations



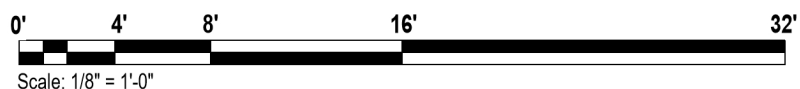
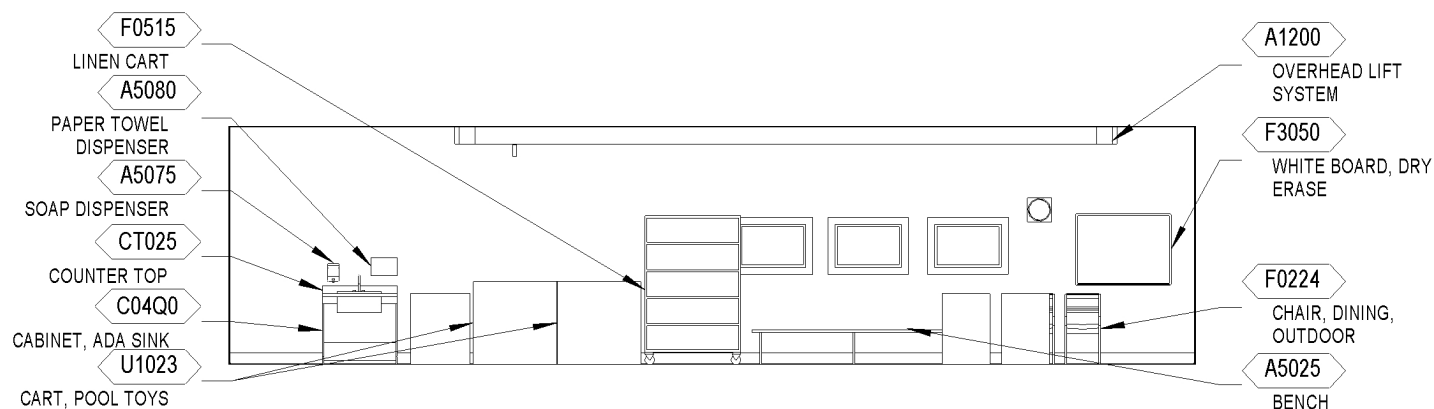
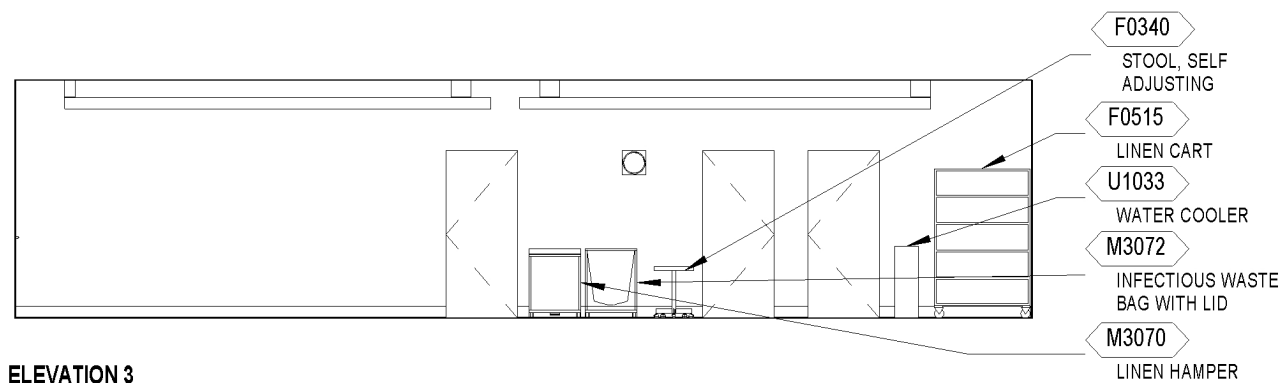
ELEVATION 1



ELEVATION 2



Elevations



Room Data

ARCHITECTURE & INTERIOR DESIGN

Ceiling Type	m: AT f:SC
Ceiling Height	10'-0"
Wall Finish	m:PT [7] m:CT [7]
Base	m:PT [7] h:4" m:RES [7,74] H:4"
Floor Finish	m:PT m:RES [74]
Slab Depression	Yes
Doors	m:Wood t:3 da:ADO dg:T s:X m:Steel t:1 da:ADO dg:T s:X
Hardware	hw:4A

Refer to current version of Interiors Design Manual PG-18-10, and Program Guide, Room Finishes, Door, & Hardware Schedule PG 18-14.

POWER

Normal Power: To be connected to selected receptacles and equipment.

Emergency Power: Critical branch of the EES to be connected to selected receptacles and equipment.

Refer to current version of Electrical Design Manual.

Provide measures and materials appropriate for aquatic environment.

HVAC

Refer to in current version of HVAC Design Manual for Spinal Cord Injury/Disorders Center aquatic AHU and room information.

Wet Exhaust and 100% Outdoor Air are typical for Aquatic Therapy. Coordinate all equipment manufacturer warranty requirements and recommendations with project's pool treatments and chemicals practices.

LIGHTING

Refer to current version of Lighting Design Manual Section 4.2.11 Physical/Occupational Therapy for lighting design considerations.

Provide measures and materials appropriate for aquatic environment.



COMMUNICATIONS

Data	Yes
Telephone	Yes
Cable / MATV Television	No
Duress Alarm	Yes
Electronic Access	Yes
Intercom	Yes
Nurse Call, Special (SCI/D)	Yes
Motion Intrusion Detection (MID)	No
Public Access	No
Security Surveillance Television (SSTV)	Yes
Motion Sensor	No
Clock	Yes
Wi-Fi	Yes

Refer to current version of the
 Telecommunications Design Manual.

FIRE PROTECTION

Alarm Detection	Yes
Alarm Annunciator	No
Sprinkler	Yes
Hazard Type	Light
Refer to current version of the Fire Protection Design Manual.	

PLUMBING

Cold water	Yes
Hot water	Yes
Waste	Yes

Provide plumbing fixtures indicated by design
 guide plate and meet requirements in the
 current version of the Plumbing Design Manual
 and Division 22 Specifications.



Equipment List

JSN	NAME	QTY	ACQ/INS	DESCRIPTION
A1000	Extinguisher, Fire	1	V / V	10 pound dry chemical fire extinguisher with charging gauge. Other types and sizes are available.
A1200	Lift System, Overhead	1	V / C	An overhead ceiling mounted rail system specifically designed for patient lifting and movement within a patient room. The system will consist of recessed or ceiling mounted primary and secondary rails, lift motor with carriage, patient harness or seat, and a hand controller or control box with charger (other charging options may be available). System will facilitate lifting and movement of patient to and from bed, to stretcher, chair, bathroom or other requirements. Lifting capacity is 550 pounds. Custom design of track layout by manufacturer is essential to meet individual facility requirements.
A1203	Lift System, Overhead, Bariatric	1	V / C	An overhead ceiling mounted rail system specifically designed for bariatric patient lifting and movement within a patient room. The system will consist of recessed or ceiling mounted primary and secondary rails, lift motor with carriage, patient harness or seat, and a hand controller or control box with charger (other charging options may be available). System will facilitate lifting and movement of patient to and from bed, to stretcher, chair, bathroom or other requirements. Lifting capacity is 1000 pounds. Custom design of track layout by manufacturer is essential to meet individual facility requirements.
A5025	Bench, Locker Room, Portable	2	V / V	Portable locker room bench. Approximately 1-1/2" thick. Benches shall be laminated hardwood with a moisture resistant sealer or anodized aluminum. Units are mounted on strong pedestals.



JSN	NAME	QTY	ACQ/INS	DESCRIPTION
A5075	Dispenser, Soap, Disposable	2	V / V	Disposable soap dispenser. One-handed dispensing operation. Designed to accommodate disposable soap cartridge and valve.
A5080	Dispenser, Paper Towel, SS, Surface Mounted	2	C / C	A surface mounted, satin finish stainless steel, single-fold, paper towel dispenser. Dispenser features: tumbler lock; front hinged at bottom; and refill indicator slot. Minimum capacity 400 single-fold paper towels. For general purpose use throughout the facility.
CT025	Countertop, Solid Surface with Sink Combination	2	C / C	A solid, nonporous countertop approximately 36"W x 22"D with a undercounter sink combination. The countertop is an acrylic-based solid surface product with a standard thickness of 1", and a 4" butt backsplash/curb. Surfaces will be easy to clean and maintain. Also referred to as a work surface or work top with sink. Available in a choice of colors, depths and sink shapes. Used for various applications in patient rooms, restrooms and throughout the facility. Usually a part of a casework interior design program. Unit does not include the drain and faucet.
C04Q0	Cabinet, ABA Sink, Wall-Mounted	2		Wall mounted sink support cabinet for drop-in sink with vertical fascia and angled ABA profile, also referred to as ABA sink cabinet. Removable front panel to permit access to plumbing. Medium density M-3 particle board core construction faced with high pressure vertical grade decorative plastic laminate on exposed surfaces and melamine on semi-exposed and concealed surfaces; plastic laminate edge banding. Includes all attaching hardware including support rail.
F0224	Chair, Dining, Outdoor	9	V / V	Dining chair with arms, suitable for indoor or outdoor dining. Constructed of



JSN	NAME	QTY	ACQ/INS	DESCRIPTION
				powder coated galvanized metal in choice of colors.
F0340	Stool, Self Adjusting	2	V / V	Self adjusting stool. Consists of a foam padded upholstered seat with attached foot rest for added comfort. Mounted on swivel casters. Designed for doctor's use during examinations.
F0515	Cart, Supply, Linen	2	V / V	Closed linen supply cart. Equipped with four (4) non-marking rubber tire roller bearing casters and heavy duty cover. May be used for the delivery and user storage of clean linen as well as the return of soiled linen.
F3050	Whiteboard, Dry Erase	1	V / V	Whiteboard unit, approximately 36" H x 48" W consisting of a white porcelain enamel writing surface with an attached chalk tray. Magnetic surface available. Image can be easily removed with a standard chalkboard eraser. For use with water color pens. Unit is ready to hang.
F3200	Clock, Battery, 12" Diameter	1	V / V	Clock, 12" diameter. Round surface, easy to read numbers with sweep second hand. Wall mounted unit for use when impractical to install a fully synchronized clock system. Battery operated, (batteries not included).
M3070	Hamper, Linen, Mobile, w/Lid	2	V / V	Mobile linen hamper with hand or foot operated lid. Made of heavy tubular stainless steel with heavy gauge welded steel platform. Holds 25" hamper bags. Mounted on ball bearing casters. For linen transport in hospitals and clinics.
M3072	Frame, Infectious Waste Bag w/Lid	2	V / V	Frame for an infectious waste collection bag. Made of heavy tubular stainless steel with heavy gauge welded steel platform. Adjust to hold 18" or 25" trash bags. Mounted on ball bearing casters and includes permanently mounted hinged lid. Provides means of bagging infectious waste at point of waste generation.



JSN	NAME	QTY	ACQ/INS	DESCRIPTION
M4116	Monitor, Vital Signs	1	V / V	Electronic sphygmomanometer. LCD displays non-invasive blood pressure, pulse rate and temperature. Used in hospitals and clinics. Includes an optional mobile stand.
M4711	Wheelchair, Aquatic	3	V / V	Rear stabilizing wheels to provide increased stability. Unibody frame construction. Flip-up arm rests. Powder coated SS frame. 18" plastic seat, rigid platform. Weight capacity: 60 lbs.
U1023	Cart, Pool Toys	2	V / V	Easy to clean, tough, seamless polyethylene, 4" polyurethane swivel casters for easy mobility, galvanized steel base, hinged polyethylene lids.
U1024	Cart, Wire Basket	4	V / V	Collapsible and stackable design, electro-galvanized finish, standard ½ front drop gate, full drop gate, swing gate, stacking guides, fork pockets & stirrups.
U1033	Water Cooler, Electric, Accessible	1	V / C	This unit provides cooled water. Unit may be free-standing or counter-mounted for food service and healthcare use. The unit must be ABA accessible and include hands-free sensor.



4.2.15 SCI/D Center Acute Care/Outpatient Activities of Daily Living (AC/OP-ADL) Area

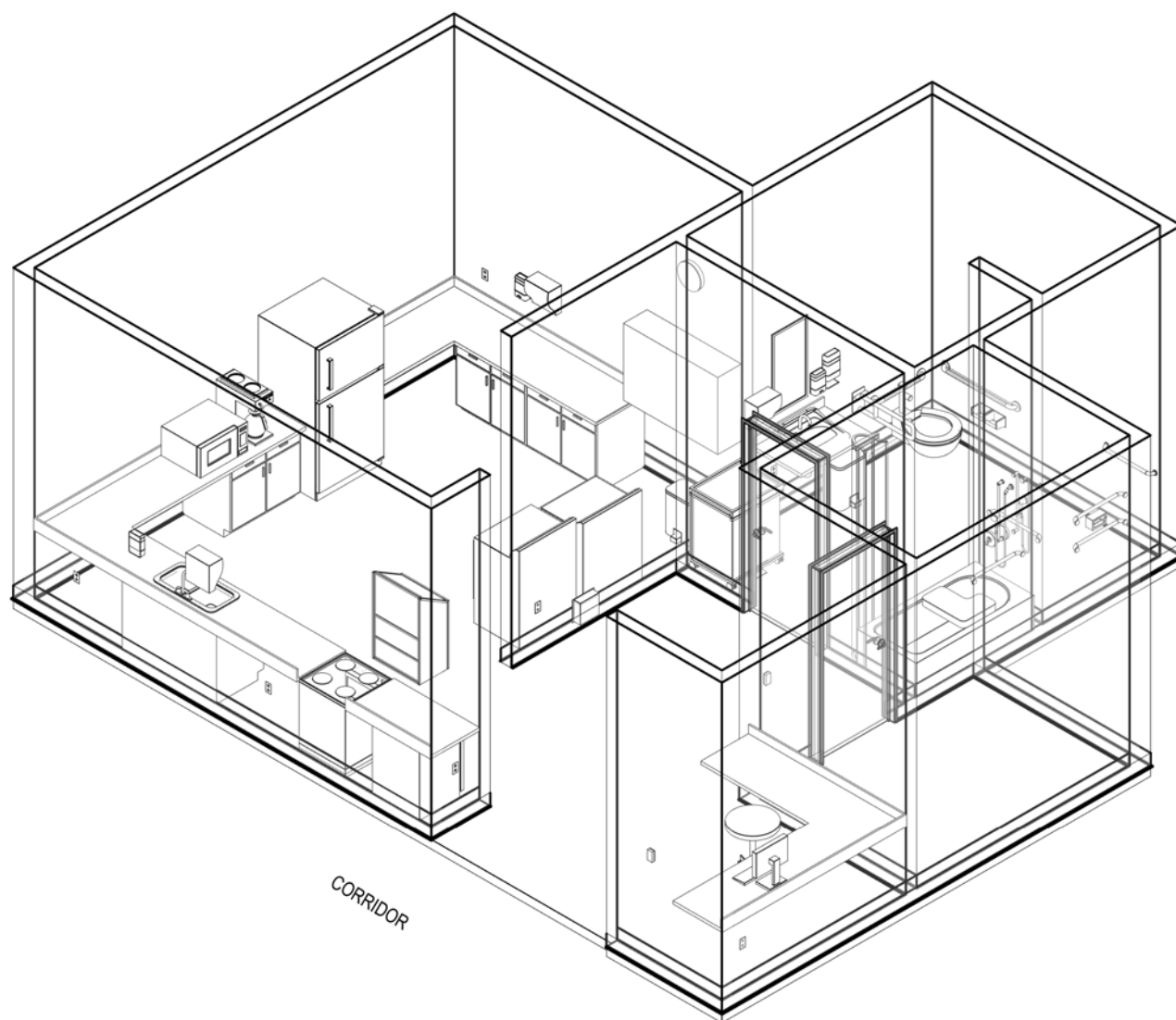
AC/OP ADL Kitchen, SCI (ISC79)

AC/OP ADL Bathroom, SCI (ISC81)

AC/OP ADL Patient Clothes Closet, SCI (ISC82)

AC/OP ADL Staff Treatment Station, SCI (ISC83)

Isometric



516 NSF (48.1 NSM)



This floor plan illustrates the layout of a nursing home unit, including a central corridor and several specialized rooms. The plan is annotated with dimensions in both feet-inches and millimeters, and various equipment and fixtures are labeled with part numbers and descriptions.

Room Layout and Dimensions:


- ADL KITCHEN, SCI AC/OP:** Located on the left side of the unit, featuring a counter top (CT020), base cabinet (C04E0), and plumbing connection (P8710). Dimensions include 16' - 10" (5134 mm) and 29' - 5" (8963 mm).
- ADL BATHROOM, SCI AC/OP:** Located at the top center, featuring a counter top (CT025), basket/wastepaper (F2010), and a grab bar (A5109). Dimensions include 9' - 8" (2946 mm) and 10' - 5" (3175 mm).
- ADL PATIENT CLOTHES CLOSE, SCI AC/OP:** Located on the right side, featuring a bench (A5030) and a bathtub (P1050). Dimensions include 7' - 1" (2156 mm) and 9' - 1" (2756 mm).
- ADL STAFF WORKSTATION, SCI AC/OP:** Located at the bottom right, featuring a counter top (CT020) and a disposal/garbage unit (P2100). Dimensions include 7' - 10" (2384 mm) and 7' - 8" (2337 mm).
- Corridor:** A central corridor (CORRIDOR) provides access to all rooms, with a width of 7' - 0" (2128 mm) and 7' - 7" (2315 mm).

Equipment and Fixtures:

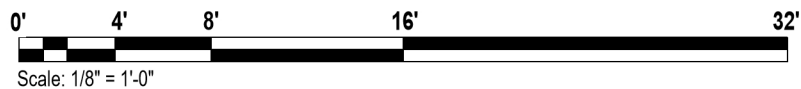
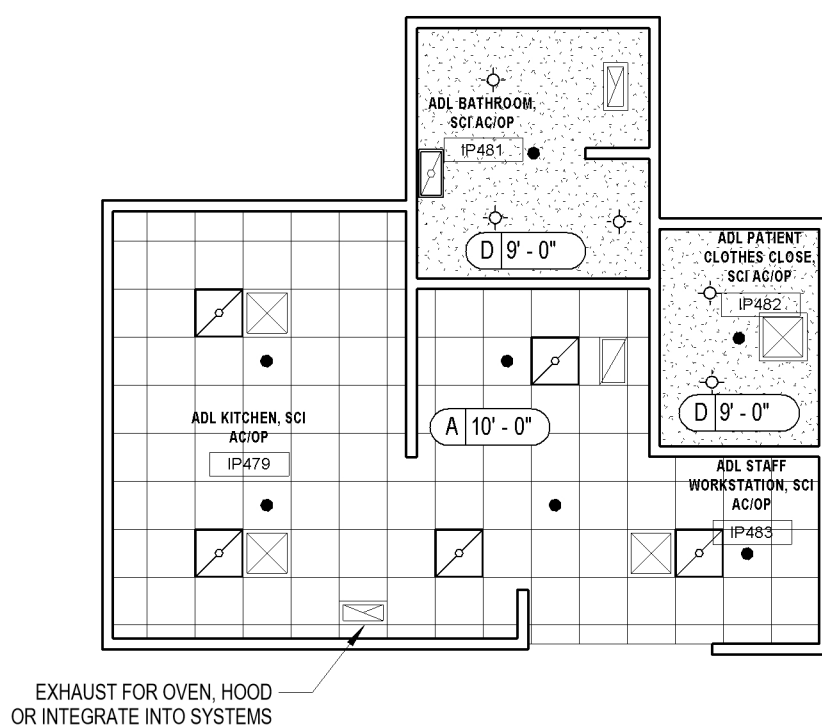
- Hand Sanitizer:** A5077
- Soap Dispenser:** A5075
- Mirror:** M3070
- Linen Hamper:** M2060
- Cabinet, Pull-Down:** F2010
- Wastepaper:** M2300
- Shower, Clothes:** C04E0
- Base Cabinet:** P8710
- Plumbing Connection:** CT020
- Counter Top:** M2400
- Dryer, Clothes:** R7250
- Refrator-Freezer:** K1552
- Brewer, Coffee:** K4665
- Microwave Oven:** CS230
- Sink, SS, Double Compartment:** A5075
- Soap Dispenser:** A5075
- Grab Bar:** A5109
- Grab Bar, Shower:** A5175
- Soap Dish:** P5040
- Shower, Hand-Held:** A5030
- Bench, Shower:** P1050
- Bathtub:** P1050
- Stool, Self Adjusting:** F0340
- Counter Top:** CT020
- Computer:** M1801
- Dishwasher, Household:** K2515
- Range, With Oven:** K4700
- Disposal, Garbage:** P2100
- Dispenser, Paper Towel:** A5082
- Dispenser, Toilet Tissue:** A5200
- Garment Hook:** P9050
- Toilet, Wall Hung:** A5110

Other Labels:

- ADL BATHROOM, SCI AC/OP:** IP481
- ADL KITCHEN, SCI AC/OP:** IP479
- ADL PATIENT CLOTHES CLOSE, SCI AC/OP:** IP482
- ADL STAFF WORKSTATION, SCI AC/OP:** IP483
- ELV:** 1, 2, 3, 4, 5, 6
- 42" AFF:** Multiple locations throughout the unit.
- 3' - 3" (987 mm):** Dimension for a narrow passage.
- 7' - 0" (2128 mm):** Dimension for a narrow passage.
- 7' - 1" (2156 mm):** Dimension for a narrow passage.
- 7' - 7" (2315 mm):** Dimension for a narrow passage.
- 7' - 8" (2337 mm):** Dimension for a narrow passage.
- 9' - 1" (2756 mm):** Dimension for a narrow passage.
- 9' - 8" (2946 mm):** Dimension for a narrow passage.
- 10' - 5" (3175 mm):** Dimension for a narrow passage.
- 16' - 10" (5134 mm):** Dimension for a narrow passage.
- 29' - 5" (8963 mm):** Dimension for a narrow passage.



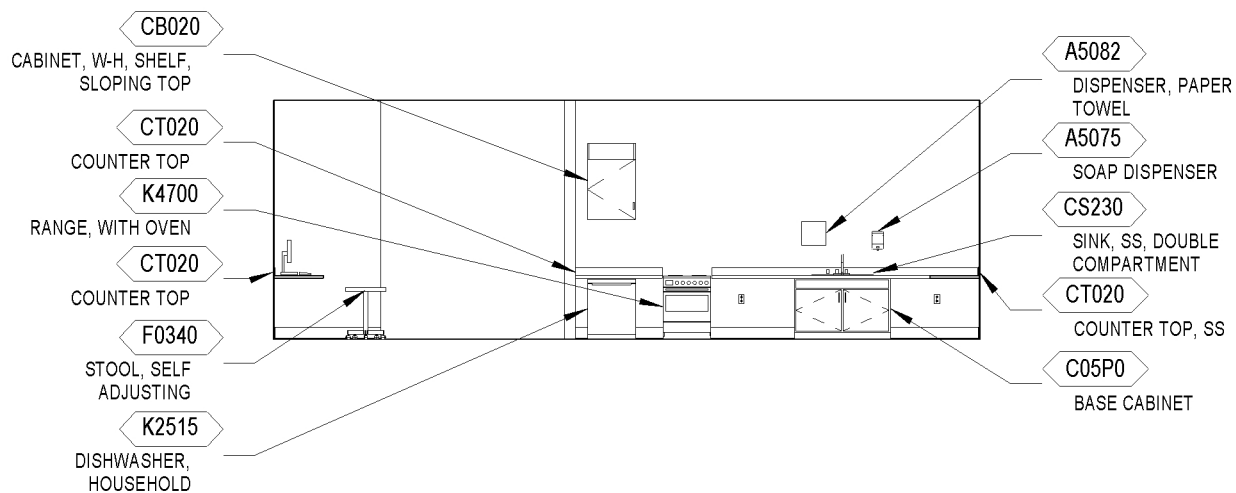
Reflected Ceiling Plan



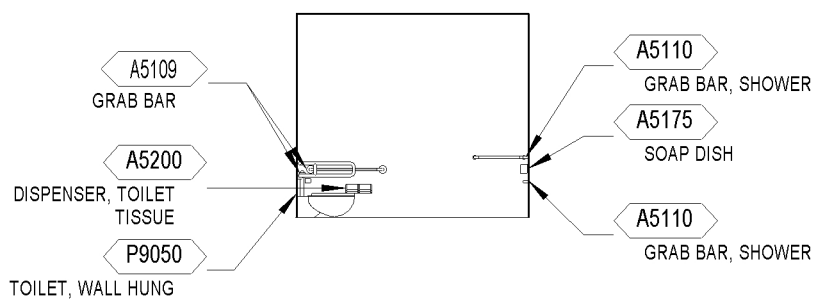
516 NSF (48.1 NSM)



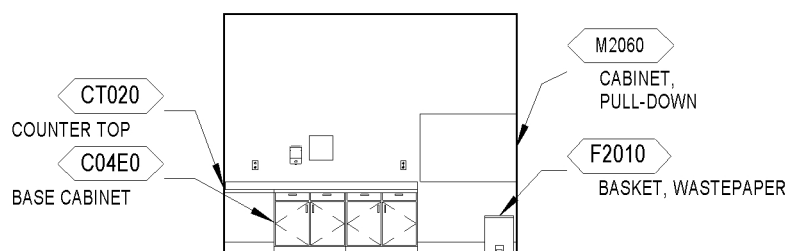
Elevations



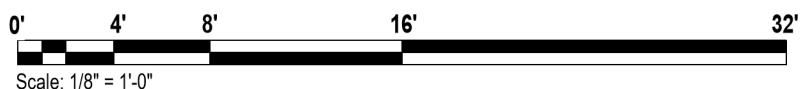
ELEVATION 1



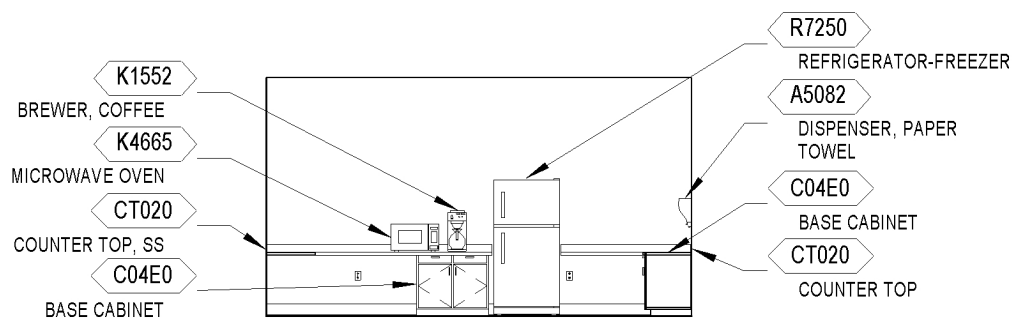
ELEVATION 2



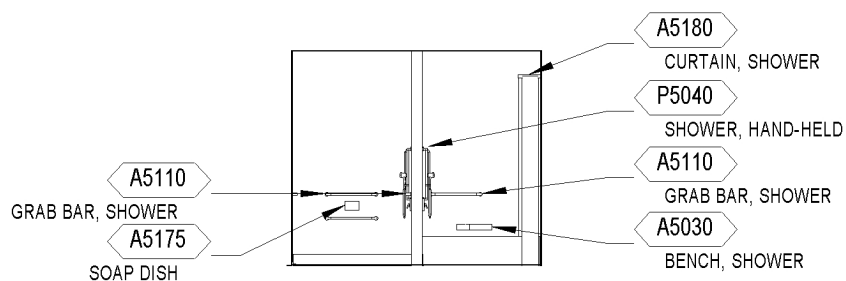
ELEVATION 3



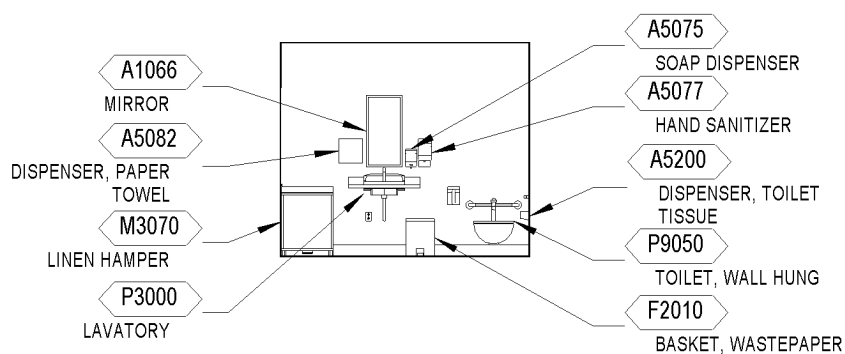
Elevations



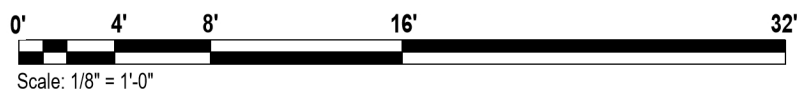
ELEVATION 4



ELEVATION 5



ELEVATION 6



Room Data

ARCHITECTURE & INTERIOR DESIGN

Room Type	Kitchen (ISC79)	Bathroom (ISC81)	Closet (ISC82)	Station (ISC83)
Ceiling Type	m:AT	m:AT	m:AT	m:AT
Ceiling Height	10'-0"	9'-0"	9'-0"	10'-0"
Wall Finish	m: GWB f:P m:RWC [54] h:4'-8"	m: GWB f:P m:PT [7] h:4'-8" m:CT [7] h:4'-8"	m: GWB f:P	m: GWB [42,64] f:P
Base	m:RB h:4"	m:RB h:4"	m:RB h:4"	m:RB h:4"
Floor Finish	m:LVT	m:PT [7], m:CT [7] h:4'-8"	m:LVT	m:LVT
Slab Depression	No	No	No	No
Doors	None/Open	m:Wood t:5 s:S	m:Wood t:3 s:S	None/Open
Hardware	hw: N/A	hw: R3	hw: R2	hw: N/A

Refer to current version of Interiors Design Manual PG-18-10, and Program Guide, Room Finishes, Door, & Hardware Schedule PG 18-14.

HVAC

Refer to the current version of HVAC Design Manual for Spinal Cord Injury/Disorders Center room information and related considerations.

Provide exhaust at stove and oven where functioning appliances are provided for therapy use.

POWER

Normal Power: To be connected to selected receptacles and equipment.

Emergency Power: Critical branch of the EES to be connected to selected receptacles and equipment.

Refer to current version of Telecommunications Design Manual.

LIGHTING

Refer to current version of Lighting Design Manual Section 4.2.11 Physical/Occupational Therapy for lighting design consideration.



COMMUNICATIONS

Data	Yes
Telephone	Yes
Cable / MATV Television	Yes
Duress Alarm	No
Electronic Access	No
Intercom	Yes
Nurse Call, Special (SCI/D)	Yes
Motion Intrusion Detection (MID)	No
Public Access	Yes
Security Surveillance Television (SSTV)	No
Motion Sensor	No
Clock	Yes
Wi-Fi	Yes

Refer to current version of the
 Telecommunications Design Manual.

FIRE PROTECTION

Alarm Detection	Yes
Alarm Annunciator	No
Sprinkler	Yes
Hazard Type	Mainly Light and Ordinary for Closet
Refer to current version of the Fire Protection Design Manual.	

PLUMBING

Cold water	Yes
Hot water	Yes
Waste	Yes

Provide plumbing fixtures indicated by design
 guide plate and meet requirements in the
 current version of the Plumbing Design Manual
 and Division 22 Specifications.



Equipment List

Kitchen (ISC79)

JSN	NAME	QTY	ACQ/INS	DESCRIPTION
A5075	Dispenser, Soap, Disposable	2	V / V	Disposable soap dispenser. One-handed dispensing operation. Designed to accommodate disposable soap cartridge and valve.
A5082	Dispenser, Paper Towel, Sensor, Hands Free	2	C / C	A surface mounted, sensor activated, automatic, roll paper towel dispenser. The unit dispenses a paper towel automatically only when hands are placed in position below the dispenser for maximum sanitation and hygiene. May include adjustable settings for sheet length, time delay, and sensor range. Unit is battery operated or with optional AC power adapter.
C04E0	Cabinet, U/C/B, 1 Shelf, 1 Drawer, 2 DO, 36x36x22	2	C / C	Standing height under counter base cabinet with an adjustable shelf and a full width drawer above solid hinged doors. Also referred to as a combination cabinet or a drawer and cupboard cabinet. For general purpose use throughout the facility.
C05P0	Cabinet, Sink, U/C/B, 2 Door, 36x48x22	1	C / C	Standing height under counter base sink cabinet with solid hinged doors. Also referred to as a double-door sink cabinet. For general purpose use throughout the facility where a sink is to be used. Coordinate actual clear cabinet dimension with the actual outside dimension of sink that is specified to ensure that they are compatible.
CB020	Cabinet, W/H, 2 Shelf, 1 DO, Sloping Top, 38x24x13	1	C / C	Wall hung cabinet with two adjustable shelves, solid right or left-hinged door (appropriate door hinge configuration to be indicated on equipment elevation drawings), and sloping top. Also referred to as a solid hinged single door case. For general purpose use throughout the facility.



JSN	NAME	QTY	ACQ/INS	DESCRIPTION
CS230	Sink, SS, Double Compartment, 10x14x16 ID	1	C / C	Double compartment stainless steel sink, drop-in, self-rimming, ledge-type, connected with a drain and provided with a mixing faucet. It shall also be provided with pre-punched fixture holes on 4" center, integral back ledge to accommodate deck-mounted fixtures, brushed/polished interior and top surfaces, and sound deadened. Recommended for use in suspended or U/C/B sink cabinets having a high plastic laminate or Chemsurf laminate countertop/work surface. Coordinate actual outside sink dimensions with the actual clear dimension of cabinet specified to ensure that they are compatible. For general purpose use throughout the facility.
CT020	Countertop, Solid Surface	3	C / C	A solid, nonporous countertop with a smooth seamless appearance. Easy to clean and maintain and with proper cleaning does not support the growth of mold. An acrylic-based solid surface product. Standard thickness of 1", and a 4" butt backsplash/curb. Also referred to as a work surface or work top. Available in a choice of colors and depths. Used in lab and other hospital areas requiring optimum physical and chemical resisting properties.
F2010	Basket, Wastepaper, Step-On	1	V / V	"Step-on" wastepaper basket with inner liner and foot pedal activated flip top.
K1552	Brewer, Coffee, Auto, Elect, 3 Burner, Front/Back	1	V / V	Space saving front to back automatic coffee maker. This unit includes a heating tank, connection for a cold water supply, decanter service with three burners, funnel and a water flow controller. The unit is used for semi-automatic coffee brewing in cafeterias and commercial institutions. The unit automatically shuts off the water flow when enough has passed through to fill the pot. The unit is normally provided plumbed with a hot water faucet to the



JSN	NAME	QTY	ACQ/INS	DESCRIPTION
				side for making other hot drinks (tea, cider, cocoa, etc.). The database height dimension does not include the clearance for coffee decanters warming on the upper burners.
K2515	Dishwasher, Household	1	C / C	Household dishwasher. The unit features several wash cycles for different types of tableware, electronic or push button controls, a sound insulation package, an integral filter and disposal unit and adjustable racks. This unit is used for light work in a laboratory or patient rehabilitation in daily living area of occupational therapy.
K4665	Oven, Microwave, Consumer	1	V / V	Counter mounted microwave oven for average duty use. The exterior cabinet can be metal or heavy duty impact resistant plastic. The oven delivers instant energy for rapid heating, defrosting or prime cooking. The oven has touch pad controls, digital timer, power level selector and preprogrammed selectors for commonly cooked items. This oven is commonly found in staff lounges.
K4700	Range, w/Oven, Gas	1	C / C	Gas range with a standard or convection oven. The unit features a stainless steel front and top with painted sides; stainless steel sides are available. The range top can have a variety of configurations. The database specifications and pricing are for a six burner basic range with three burners in front and three burners in the rear. The oven has five matched rack position guides and three racks. The gas connections may be via a front or rear manifold. Different models have specific installation requirements, clearances from combustible materials and installation restrictions. Refer to the manufacturers' technical sheets. The database height dimension does not include the riser for an above range



JSN	NAME	QTY	ACQ/INS	DESCRIPTION
				shelf. The database electrical specifications are for automatic pilot lighting. The unit is used in hospital food service operations.
M2060	Cabinet, Pull-Down, Shelving System	1	C / C	"Cabinet lift system motor operated to move a cabinet down to standard-height counter or 34" high, includes safety automatic shutoff, 20" vertical movement and 300 lbs. maximum lifting capacity, requires 110V GFCI power outlet; supporting mechanism should be anchored to wall studs or additional 2" x 4" horizontal blocks between studs, supports standard height wall cabinet, 48" wide max."
M2300	Washer, Clothes, Automatic	1	V / V	Large capacity automatic clothes washer with a heavy duty motor. The unit's control system programs load, cycle time, spin speed, fabric, water level and water temperature. The washer includes a bleach and/or fabric softener dispenser and a filter ring for trapping lint.
M2400	Dryer, Clothes, Automatic, Electric, Household	1	V / V	Automatic clothes dryer. Electric unit features automatic sensi-dry control with setting for different kinds of fabrics, timed cycle, removable lint filter, drum interior light and enamel finish.
P2100	Disposal, Garbage, 2 HP Motor	1	C / C	Garbage disposal. A two (2) horsepower versatile waste disposal unit suitable for facilities where 500 to 1000 meals are prepared and served daily. Requires eight (8) gallons per minute water flow rate, and outlet flange tapped for a two (2) inch pipe. Unit will have a manual reversing switch and shall comply with MIL SPEC No. MIL-G-15840. Multiple electrical configurations are available.
R7250	Refrigerator/Freezer, 20 Cubic Feet	1	V / V	Refrigerator/freezer unit. This type unit includes a food saver system that helps keep food fresher. It also includes roll out wheels and is equipped for an optional automatic icemaker. This unit is



JSN	NAME	QTY	ACQ/INS	DESCRIPTION
				of commercial or residential design and use.
P8710	Utility Center, Plumbing Connection	1	C / C	Plumbing connection utility center, sometimes referred to as a 'GUY GRAY BOX'. This recessed utility center provides for hot and cold water connections and a drain connection at sink and other equipment locations. The utility center includes cutoff valves for the water connections, a plug seal for the drain and an outside cover to provide an aesthetic appearance when connections are no longer required. This center may be installed in locations where no plumbing fixtures are included in a design as a future flexibility device, saving many dollars for later facility modifications to incorporate sinks as functions change.

Bathroom (ISC81)

JSN	NAME	QTY	ACQ/INS	DESCRIPTION
A1066	Mirror, Float Glass, With SS Frame	1	C / C	A high quality 1/4" polished float glass mirror 36X18, framed in a one-piece, bright polished, stainless steel channel frame with 90° mitered corners. All edges of the mirror are protected by absorbing filler strips. Mirror has a galvanized steel back with integral horizontal hanging brackets and wall hanger for concealed mounting. For mounting above single wall mounted lavatories located in toilet areas, Doctors examination offices, etc. May also be used above double lavatories, either wall or countertop mounted, found in restroom areas.
A5030	Bench, Stall, Shower, Built In	1	C / C	Shower bench; built-in. Eighteen (18) gauge stainless steel frame with anchors built-in into the wall. Size and shape as required.



JSN	NAME	QTY	ACQ/INS	DESCRIPTION
A5075	Dispenser, Soap, Disposable	1	V / V	Disposable soap dispenser. One-handed dispensing operation. Designed to accommodate disposable soap cartridge and valve.
A5077	Dispenser, Hand Sanitizer, Hands-Free	1	V / V	A touch free wall-mounted hand sanitizer dispenser. For use throughout a healthcare facility. Unit does not include the sanitizing liquid. Units are battery operated.
A5082	Dispenser, Paper Towel, Sensor, Hands Free	1	C / C	A surface mounted, sensor activated, automatic, roll paper towel dispenser. The unit dispenses a paper towel automatically only when hands are placed in position below the dispenser for maximum sanitation and hygiene. May include adjustable settings for sheet length, time delay, and sensor range. Unit is battery operated or with optional AC power adapter.
A5109	Grab Bar, 1-1/4" Dia., SS, 2 Wall, W/C Accessible	2	C / C	A 1-1/4" diameter, satin finish stainless steel, peened gripping surface, 2 wall toilet stall/ room, grab bar with concealed mounting flanges. Snap over flanges are provided to conceal mounting screws. A selection of mounting kits and concealed anchor devices are available from the manufacturers for different types of installations. Grab bar shall comply with barrier-free accessibility guidelines for structural strength. For typical water closet applications in toilet stalls and rooms where ABA (Architectural Barriers Act) requirements must be met.
A5110	Grab Bar, 1-1/4" Dia., SS, 2 Wall, Shower Use	5	C / C	A 1-1/4" diameter, satin finish stainless steel, peened gripping surface, 2 wall shower, grab bar with concealed mounting flanges. Snap over flanges are provided to conceal mounting screws. A selection of mounting kits and concealed anchor devices are available from the manufacturers for different types of installations. Grab bar shall comply with barrier-free accessibility guidelines for



JSN	NAME	QTY	ACQ/INS	DESCRIPTION
				structural strength. For typical applications in shower stalls where ABA (Architectural Barriers Act) requirements must be met.
A5145	Hook, Garment, Double, SS, Surface Mounted	1	C / C	A surface mounted, satin finish stainless steel, double garment hook. Equipped with a concealed mounting bracket that is secured to a concealed wall plate. For general purpose use throughout the facility to hang various items of apparel.
A5175	Soap Dish, With Bar, SS, Recessed	1	C / C	A recessed mounted, satin finish stainless steel, soap dish with bar. Soap dish furnished with retaining lip and mounting clamp for installation in stud walls or countertop aprons. For general purpose use in shower stalls or at bathtub locations.
A5200	Dispenser, Toilet Tissue, SS, 2-Roll, Surface Mntd	1	C / C	A concealed surface mounted, double roll, satin finish stainless steel, toilet tissue dispenser. Unit accommodates two standard-core toilet tissue rolls through 5" in diameter. Spindles are chrome plated plastic with a heavy-duty internal spring and turn freely for non-controlled delivery. For general purpose use in restrooms.
CT025	Countertop, Solid Surface with Sink Combination	1	C / C	A solid, nonporous countertop approximately 36"W x 22"D with a undercounter sink combination. The countertop is an acrylic-based solid surface product with a standard thickness of 1", and a 4" butt backsplash/curb. Surfaces will be easy to clean and maintain. Also referred to as a work surface or work top with sink. Available in a choice of colors, depths and sink shapes. Used for various applications in patient rooms, restrooms and throughout the facility. Usually a part of a casework interior design program. Unit does not include the drain and faucet.



JSN	NAME	QTY	ACQ/INS	DESCRIPTION
F2010	Basket, Wastepaper, Step-On	1	V / V	"Step-on" wastepaper basket with inner liner and foot pedal activated flip top.
M3070	Hamper, Linen, Mobile, w/Lid	1	V / V	Mobile linen hamper with hand or foot operated lid. Made of heavy tubular stainless steel with heavy gauge welded steel platform. Holds 25" hamper bags. Mounted on ball bearing casters. For linen transport in hospitals and clinics.
P1050	Bathtub, Patient	1	C / C	White acrylic bathtub used for patient bathing. Includes drain and skirt.
P5040	Shower, Single, Hand-Held	2	C / C	A complete, barrier-free, single hand-held, personal shower system. The shower system includes: pressure balanced mixing valve with high temperature limit stop; personal hand shower; shower hose; wall supply; and slide bar. For general purpose use throughout the facility in shower stalls.
P9050	Toilet, Wall Hung, Siphon Jet	1	C / C	Siphon jet water closet/ toilet. This unit is wall hung with an elongated bowl, top spud flushometer, seat with open front and check hinge, and carrier. Used in restrooms throughout the health care facility.

Staff Treatment Station (ISC83)

JSN	NAME	QTY	ACQ/INS	DESCRIPTION
CT020	Countertop, Solid Surface	1	C / C	A solid, nonporous countertop with a smooth seamless appearance. Easy to clean and maintain and with proper cleaning does not support the growth of mold. An acrylic-based solid surface product. Standard thickness of 1", and a 4" butt backsplash/curb. Also referred to as a work surface or work top. Available in a choice of colors and depths. Used in lab and other hospital areas requiring optimum physical and chemical resisting properties.



JSN	NAME	QTY	ACQ/INS	DESCRIPTION
F0340	Stool, Self Adjusting	1	V / V	Self adjusting stool. Consists of a foam padded upholstered seat with attached foot rest for added comfort. Mounted on swivel casters. Designed for doctor's use during examinations.
M1801	Computer, Microprocessing, w/Flat Panel Monitor	1	V / V	Desk top microprocessing computer. The unit shall consist of a central processing mini tower, flat panel monitor, keyboard, mouse and speakers. The system shall have the following minimum characteristics: a 2.8 GHz Pentium processor; 512 MB memory; 80GB hard drive; 32/48x CD-ROMDVD combo; 1.44MB network interface card; video 32 MB NVIDIA; a 18 inch flat panel monitor. The computer is used throughout the facility to input, manipulate and retrieve information.



4.2.16 SCI/D Center Acute Care Home Environment (AC-HE) Area

AC/ OP HE Living/ Dining Room, SCI (ISC91)

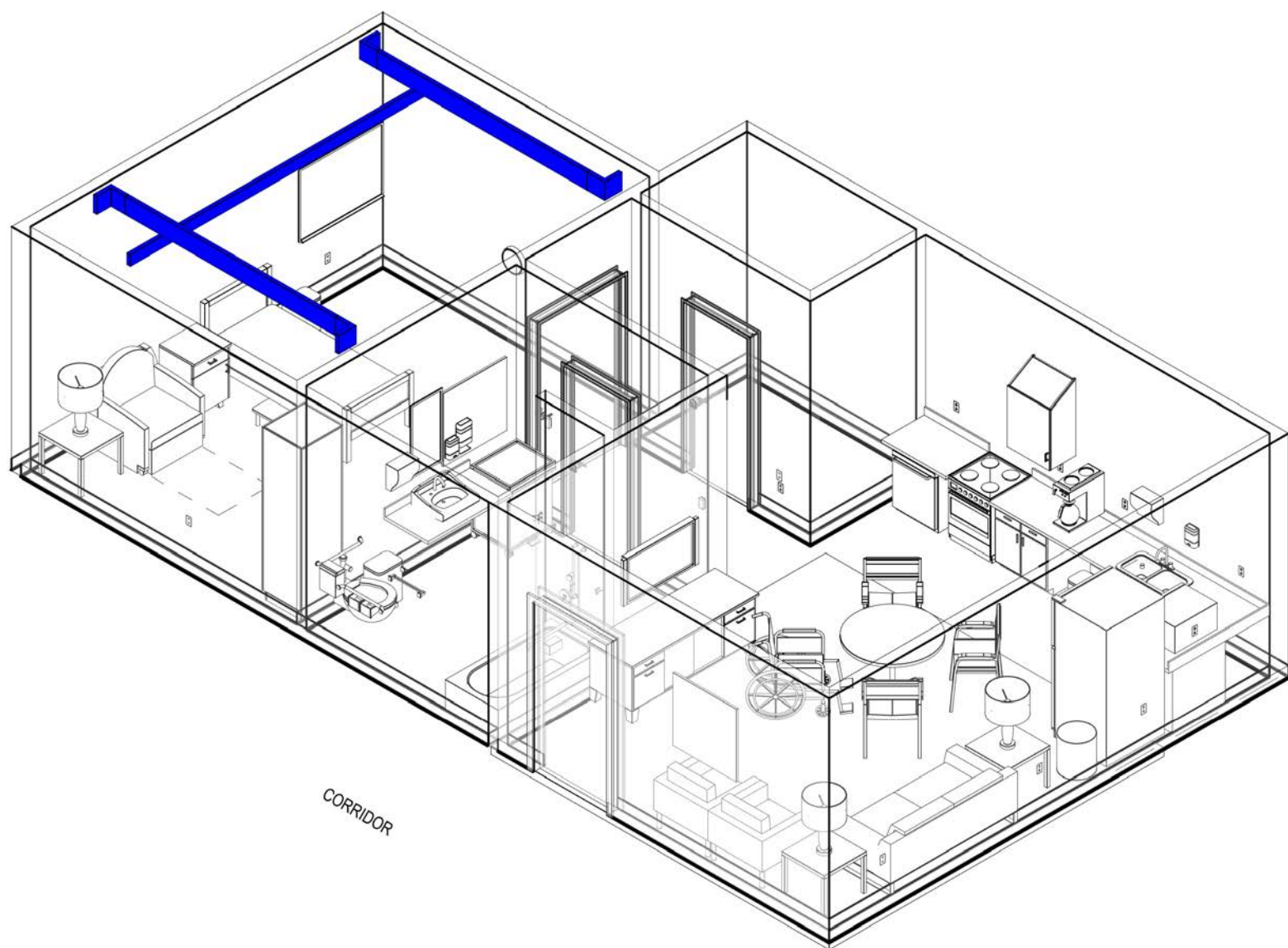
AC/ OP HE Kitchen, SCI (ISC92)

AC/ OP HE Bedroom, SCI (ISC93)

AC/ OP HE Bathroom, SCI (ISC94)

AC/ OP Storage Room, SCI (ISC95)

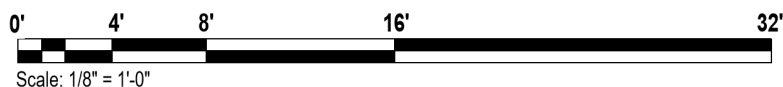
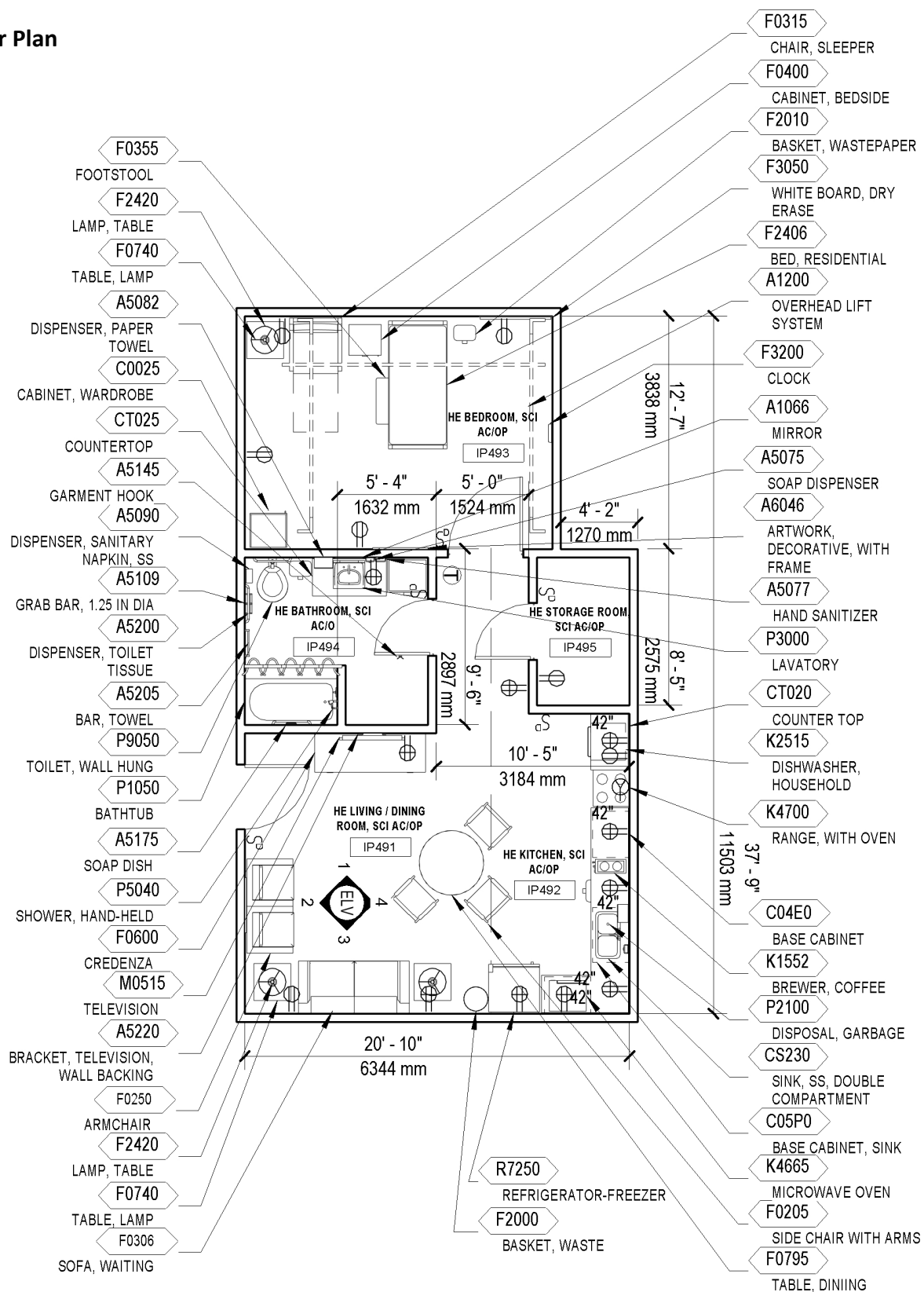
Isometric



700 NSF (65.0 NSM)



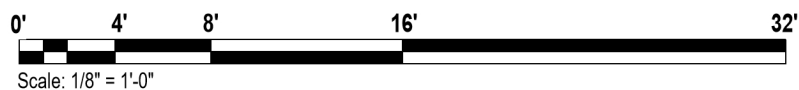
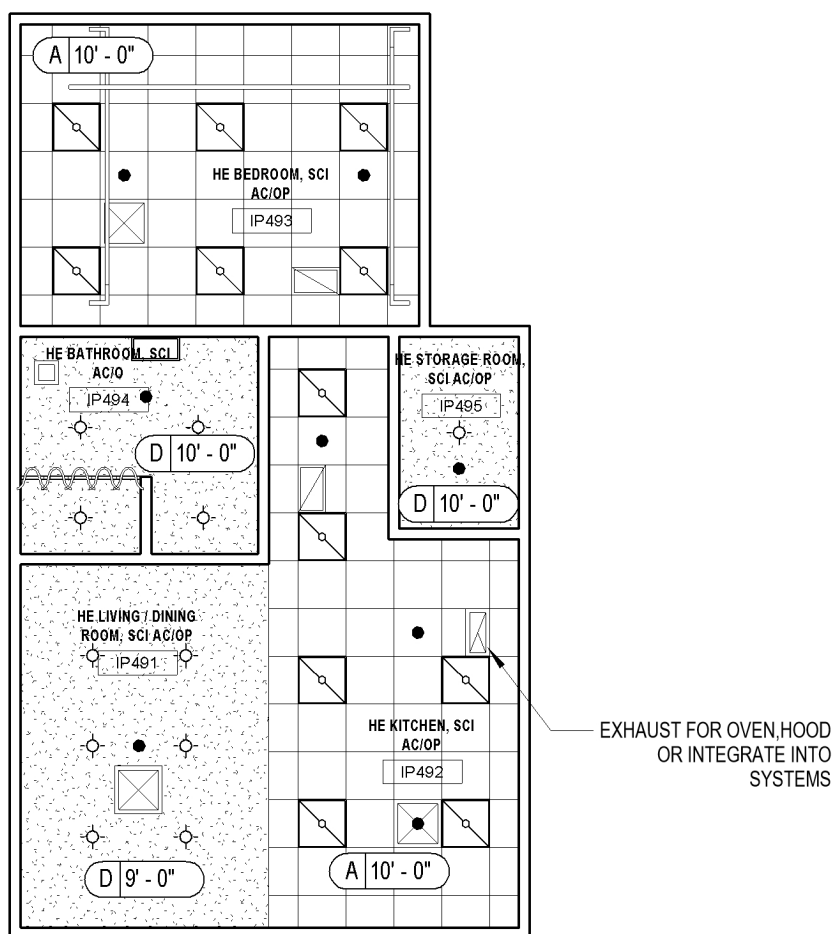
Floor Plan



700 NSF (65.0 NSM)




Reflected Ceiling Plan



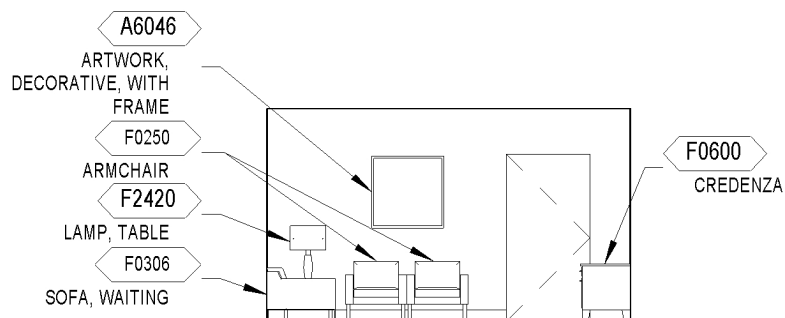
700 NSF (65.0 NSM)



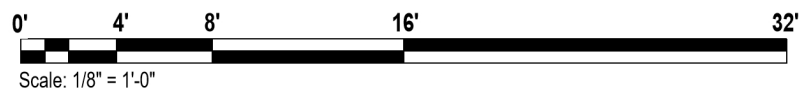
Elevations



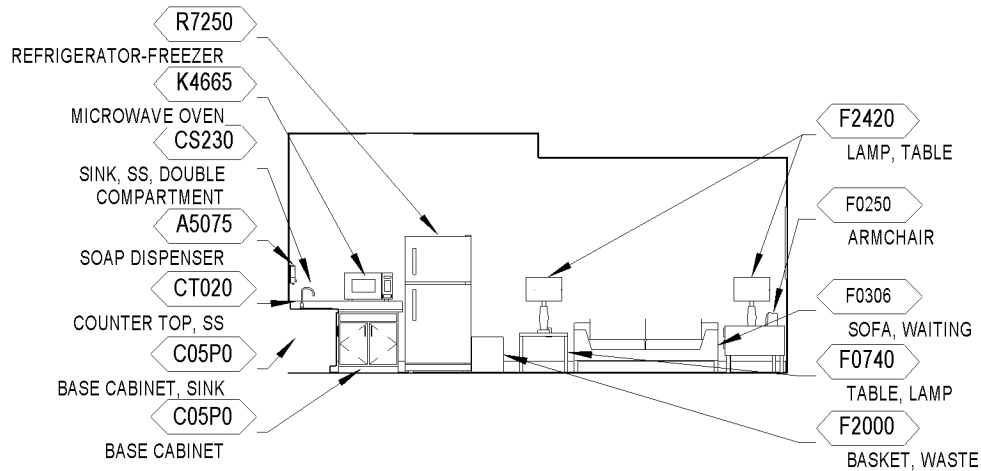
ELEVATION 1



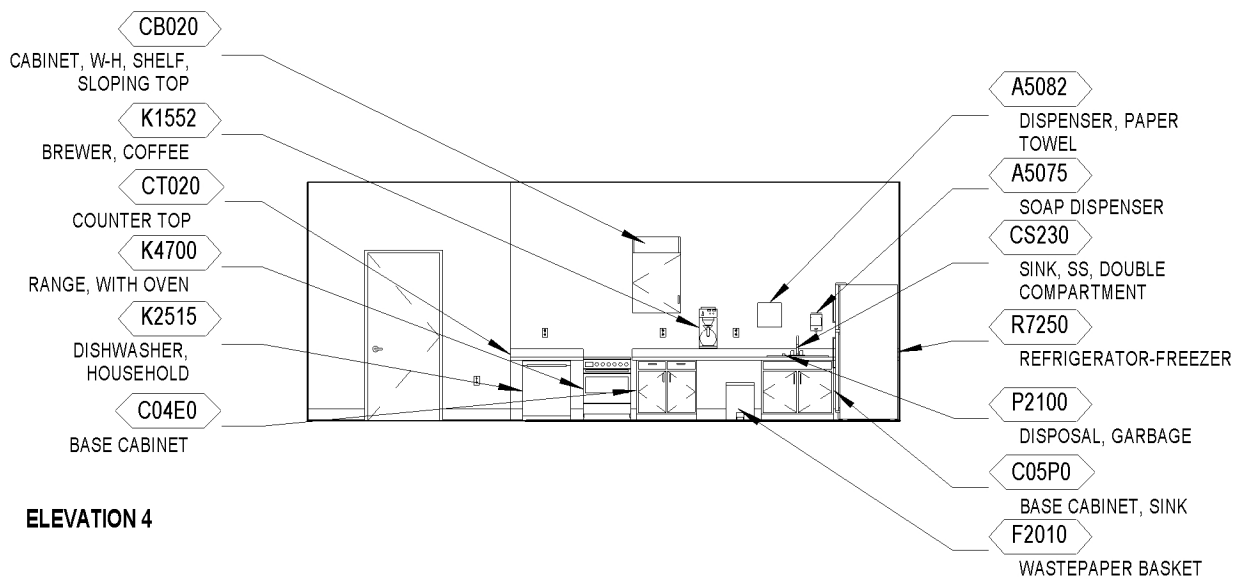
ELEVATION 2



Elevations



ELEVATION 3



ELEVATION 4



Room Data

ARCHITECTURE & INTERIOR DESIGN

Room Type	Living/Dining (ISC91)	Kitchen (ISC92)	Bedroom (ISC93)	Bathroom (ISC94)	Storage (ISC83)
Ceiling Type	m:AT, m:GWB f:P	m:AT, m:GWB f:P	m:GWB f:P [64]	m:GWB	m:GWB f:P
Ceiling Height	9'-0"	10'-0"	10'-0"	10'-0"	10'-0"
Wall Finish	m:GWB f:P m:RWC h:4'-8" in select areas	m:GWB f:P m:RWC h:4'-8" in select areas	m:GWB f:P [64] m:RWC h:4'-8" in select areas	m:GWB f:P m:PT [7] h:4'-8" m:CT [7] h:4'-8"	m:GWB f:P
Base	m:PRB [8]	m:RB h:4"	m:RB h:4"	m:RB	m:RB h:4"
Floor Finish	m:CPT [6] m:LVT	m:LVT	m:CPT [6] m:LVT	m:PT [74] m:CT	m:SVT
Slab Depression	No	No	No	No	No
Doors	m:Wood t:5 s:T	None	m:Wood t:1 s:T	m:Wood t:1 s:T	m:Wood t:1 s:T
Hardware	hw: R1	hw: N/A	hw: R3	hw: R3	hw: R1

Refer to current version of Interiors Design Manual PG-18-10, and Program Guide, Room Finishes, Door, & Hardware Schedule PG 18-14.

HVAC

Refer to the current version of HVAC Design Manual for Spinal Cord Injury/Disorders Center room information and related considerations.

LIGHTING

Refer to current version of Lighting Design Manual Section 4.3.7 Patient Room, Residential for lighting design considerations.

POWER

Normal Power: To be connected to selected receptacles and equipment.

Emergency Power: Critical branch of the EES to be connected to selected receptacles and equipment.

Refer to current version of Electrical Design Manual.



COMMUNICATIONS

Data	Yes
Telephone	Yes
Cable / MATV Television	Yes
Duress Alarm	Yes
Electronic Access	No
Intercom	No
Nurse Call, Special (SCI/D)	Yes
Motion Intrusion Detection (MID)	No
Public Access	Yes
Security Surveillance Television	(SSTV) No
Motion Sensor	No
Clock	Yes
Wi-Fi	Yes
Refer to current version of the Telecommunications Design Manual.	

FIRE PROTECTION

Alarm Detection	Yes
Alarm Annunciator	No
Sprinkler	Yes
Hazard Type	Mainly Light and Ordinary for Storage
Refer to current version of the Fire Protection Design Manual.	

PLUMBING

Cold water	Yes
Hot water	Yes
Waste	Yes
Provide plumbing fixtures indicated by design guide plate and meet requirements in the current version of the Plumbing Design Manual and Division 22 Specifications.	



Equipment List

Living/ Dining Room (ISC91)

JSN	NAME	QTY	ACQ/INS	DESCRIPTION
A5210	Bracket, TV, Wall Mounted,	1	C / C	A surface mounted, articulated bracket for mounting large TV through wall board to blocking or studs.
A5220	Bracket, Television, Wall Backing	1	C / C	Wall mounted television bracket backing which provides additional support and strength for the installation of the television bracket. Option available for interior or exterior plate and sized for 12" 16" or 24" stud spacing.
A6046	Artwork, Decorative, With Frame	1	V / V	This JSN is to be used for determining and defining location of decorative artwork.
F0205	Chair, Side With Arms	3	V / V	Upholstered side chair, 32" high X 21" wide X 23" deep with arms, padded seats and padded backs. Seat height is a minimum of 17". Available with or without sled base.
F0250	Chair, Arm, Lounge Type	2	V / V	Lounge chair approximately 33" high X 28" wide X 29" deep, with arms and floor glides. Chair completely padded and upholstered in either woven textile fabric or vinyl.
F0306	Sofa, Waiting, Bariatric	1	V / V	A sofa with a weight capacity of 800 pounds for use for use in a waiting room, lobby or other patient area. Sofa will be upholstered in a durable fabric for long lasting wear.
F0600	Credenza, Executive, Wood	1	V / V	Executive credenza with two (2) box drawers, two (2) file drawers, a center closed storage area with adjustable shelf and floor glides.
F0740	Table, Occasional, Lamp	2	V / V	Occasional lamp table (end table) approximately 20" high X 27" wide X 27" deep with choice of finishes (wood, oak veneer, or high pressure laminate).
F0795	Table, Dining	1	V / V	Dining table. Round 42" diameter or square 42" X 42". Used in dining facilities and can comfortably seat up to four (4) persons.
F2000	Basket, Wastepaper, Fire Resistant	1	V / V	Wastepaper basket, fire resistant, approximately 40 quart capacity. This unit is used to collect and temporarily store small quantities of paper refuse in patient rooms,



JSN	NAME	QTY	ACQ/INS	DESCRIPTION
				administrative areas and nursing stations. Size and shape vary depending on the application and manufacturer selected.
F2420	Lamp, Table, With Shade	2	V / V	Table lamp, 27-34" high X 6" wide X 6" deep with linen shade. Convenience outlet required at point of use.
M0515	Television, HD, 40" Class	1	V / V	High definition (HDTV) multimedia flat panel LED 40" class display television. The TV will have a 16:9 wide screen aspect ratio, minimum of 1920 x 1080 display resolution, digital tuner, minimum refresh rate of 60Hz, minimum of two HDMI ports and 1 USB port ENERGY STAR certified.

Kitchen (ISC92)

JSN	NAME	QTY	ACQ/INS	DESCRIPTION
A5075	Dispenser, Soap, Disposable	2	V / V	Disposable soap dispenser. One-handed dispensing operation. Designed to accommodate disposable soap cartridge and valve.
A5082	Dispenser, Paper Towel, Sensor, Hands Free	2	C / C	A surface mounted, sensor activated, automatic, roll paper towel dispenser. The unit dispenses a paper towel automatically only when hands are placed in position below the dispenser for maximum sanitation and hygiene. May include adjustable settings for sheet length, time delay, and sensor range. Unit is battery operated or with optional AC power adapter.
C04E0	Cabinet, U/C/B, 1 Shelf, 1 Drawer, 2 DO, 36x36x22	2	C / C	Standing height under counter base cabinet with an adjustable shelf and a full width drawer above solid hinged doors. Also referred to as a combination cabinet or a drawer and cupboard cabinet. For general purpose use throughout the facility.
C05P0	Cabinet, Sink, U/C/B, 2 Door, 36x48x22	1	C / C	Standing height under counter base sink cabinet with solid hinged doors. Also referred to as a double-door sink cabinet. For general purpose use throughout the facility where a sink is to be used. Coordinate actual clear



JSN	NAME	QTY	ACQ/INS	DESCRIPTION
				cabinet dimension with the actual outside dimension of sink that is specified to ensure that they are compatible.
CB020	Cabinet, W/H, 2 Shelf, 1 DO, Sloping Top, 38x24x13	1	C / C	Wall hung cabinet with two adjustable shelves, solid right or left-hinged door (appropriate door hinge configuration to be indicated on equipment elevation drawings), and sloping top. Also referred to as a solid hinged single door case. For general purpose use throughout the facility.
CS230	Sink, SS, Double Compartment, 10x14x16 ID	1	C / C	Double compartment stainless steel sink, drop-in, self-rimming, ledge-type, connected with a drain and provided with a mixing faucet. It shall also be provided with pre-punched fixture holes on 4" center, integral back ledge to accommodate deck-mounted fixtures, brushed/polished interior and top surfaces, and sound deadened. Recommended for use in suspended or U/C/B sink cabinets having a high plastic laminate or Chemsurf laminate countertop/work surface. Coordinate actual outside sink dimensions with the actual clear dimension of cabinet specified to ensure that they are compatible. For general purpose use throughout the facility.
CT020	Countertop, Solid Surface	2	C / C	A solid, nonporous countertop with a smooth seamless appearance. Easy to clean and maintain and with proper cleaning does not support the growth of mold. An acrylic-based solid surface product. Standard thickness of 1", and a 4" butt backsplash/curb. Also referred to as a work surface or work top. Available in a choice of colors and depths. Used in lab and other hospital areas requiring optimum physical and chemical resisting properties.
F2010	Basket, Wastepaper, Step-On	1	V / V	"Step-on" wastepaper basket with inner liner and foot pedal activated flip top.
K1552	Brewer, Coffee, Auto, Elect, 3 Burner, Front/Back	1	V / V	Space saving front to back automatic coffee maker. This unit includes a heating tank, connection for a cold water supply, decanter service with three burners, funnel and a



JSN	NAME	QTY	ACQ/INS	DESCRIPTION
				water flow controller. The unit is used for semi-automatic coffee brewing in cafeterias and commercial institutions. The unit automatically shuts off the water flow when enough has passed through to fill the pot. The unit is normally provided plumbed with a hot water faucet to the side for making other hot drinks (tea, cider, cocoa, etc.). The database height dimension does not include the clearance for coffee decanters warming on the upper burners.
K2515	Dishwasher, Household	1	C / C	Household dishwasher. The unit features several wash cycles for different types of tableware, electronic or push button controls, a sound insulation package, an integral filter and disposal unit and adjustable racks. This unit is used for light work in a laboratory or patient rehabilitation in daily living area of occupational therapy.
K4665	Oven, Microwave, Consumer	1	V / V	Counter mounted microwave oven for average duty use. The exterior cabinet can be metal or heavy duty impact resistant plastic. The oven delivers instant energy for rapid heating, defrosting or prime cooking. The oven has touch pad controls, digital timer, power level selector and preprogrammed selectors for commonly cooked items. This oven is commonly found in staff lounges.
K4700	Range, w/Oven, Gas	1	C / C	Gas range with a standard or convection oven. The unit features a stainless steel front and top with painted sides; stainless steel sides are available. The range top can have a variety of configurations. The database specifications and pricing are for a six burner basic range with three burners in front and three burners in the rear. The oven has five matched rack position guides and three racks. The gas connections may be via a front or rear manifold. Different models have specific installation requirements, clearances from combustible materials and installation restrictions. Refer to the manufacturers' technical sheets. The database height dimension does not include the riser for an



JSN	NAME	QTY	ACQ/INS	DESCRIPTION
				above range shelf. The database electrical specifications are for automatic pilot lighting. The unit is used in hospital food service operations.
P2100	Disposal, Garbage, 2 HP Motor	1	C / C	Garbage disposal. A two (2) horsepower versatile waste disposal unit suitable for facilities where 500 to 1000 meals are prepared and served daily. Requires eight (8) gallons per minute water flow rate, and outlet flange tapped for a two (2) inch pipe. Unit will have a manual reversing switch and shall comply with MIL SPEC No. MIL-G-15840. Multiple electrical configurations are available.
R7250	Refrigerator/Freezer, 20 Cubic Feet	1	V / V	Refrigerator/freezer unit. This type unit includes a food saver system that helps keep food fresher. It also includes roll out wheels and is equipped for an optional automatic icemaker. This unit is of commercial or residential design and use.

Bedroom (ISC93)

JSN	NAME	QTY	ACQ/INS	DESCRIPTION
A1200	Lift System, Overhead,	1	V / C	An overhead ceiling mounted rail system specifically designed for patient lifting and movement within a patient room. The system will consist of recessed or ceiling mounted primary and secondary rails, lift motor with carriage, patient harness or seat, and a hand controller or control box with charger (other charging options may be available). System will facilitate lifting and movement of patient to and from bed, to stretcher, chair, bathroom or other requirements. Lifting capacity is 600 pounds. Custom design of track layout by manufacturer is essential to meet individual facility requirements.
A6046	Artwork, Decorative, With Frame	1	V / V	This JSN is to be used for determining and defining location of decorative artwork.



JSN	NAME	QTY	ACQ/INS	DESCRIPTION
C0025	Cabinet, Wardrobe, 1 Door, 84x24x22	1	C / C	Wardrobe cabinet with a fixed shelf, clothing rod, and a solid or louvered right or left-hinged door (appropriate door hinge configuration to be indicated on the equipment elevation drawings), an optional locking door is available. Also referred to as a wardrobe case, unit or storage unit. Used for storage of clothing and personal items.
F0315	Chair, Sleeper	1	V / V	Sleeper chair, 39" high X 36" wide X 74" deep (as a bed). Chair designed to convert (either fold-out or reclining) into a temporary bed used by either hospital staff or a patient's immediate family.
F0355	Footstool, Straight	1	V / V	Step stool. Used to assist patients getting on and off exam or surgical tables. Fitted with electrically conductive rubber tips.
F0400	Cabinet, Bedside, Door, Drawer	1	V / V	Bedside cabinet for storage of both the patient's personal items and small patient support items. Approximately 31" high X 21" wide X 19" deep with one (1) drawer and one (1) closed storage closet. Drawer is removable so interior can be sanitized. May come in a 3 drawer version.
F0740	Table, Occasional, Lamp	2	V / V	Occasional lamp table (end table) approximately 20" high X 27" wide X 27" deep with choice of finishes (wood, oak veneer, or high pressure laminate).
F2010	Basket, Wastepaper, Step-On	1	V / V	"Step-on" wastepaper basket with inner liner and foot pedal activated flip top.
F2406	Bed, Residential, Long Term Care	1	V / V	Home environment style bed, aluminum frame, twin size, with head and foot board. Bed has patient control panel with ergonomic sections for resident comfort, IV rod insertion slots, safety rails, four locking brakes. Bed should move up and down to facilitate easy resident access. Mattress is not included in pricing.
F2420	Lamp, Table, With Shade	2	V / V	Table lamp, 27-34" high X 6" wide X 6" deep with linen shade. Convenience outlet required at point of use.
F3050	Whiteboard, Dry Erase	1	V / V	Whiteboard unit, approximately 36" H x 48" W consisting of a white porcelain enamel



JSN	NAME	QTY	ACQ/INS	DESCRIPTION
				writing surface with an attached chalk tray. Magnetic surface available. Image can be easily removed with a standard chalkboard eraser. For use with water color pens. Unit is ready to hang.
F3200	Clock, Battery, 12" Diameter	1	V / V	Clock, 12" diameter. Round surface, easy to read numbers with sweep second hand. Wall mounted unit for use when impractical to install a fully synchronized clock system. Battery operated, (batteries not included).

Bathroom (ISC94)

JSN	NAME	QTY	ACQ/INS	DESCRIPTION
A1066	Mirror, Float Glass, With SS Frame	1	C / C	A high quality 1/4" polished float glass mirror 36X18, framed in a one-piece, bright polished, stainless steel channel frame with 90° mitered corners. All edges of the mirror are protected by absorbing filler strips. Mirror has a galvanized steel back with integral horizontal hanging brackets and wall hanger for concealed mounting. For mounting above single wall mounted lavatories located in toilet areas, Doctors examination offices, etc. May also be used above double lavatories, either wall or countertop mounted, found in restroom areas.
A5075	Dispenser, Soap, Disposable	1	V / V	Disposable soap dispenser. One-handed dispensing operation. Designed to accommodate disposable soap cartridge and valve.
A5077	Dispenser, Hand Sanitizer, Hands-Free	1	V / V	A touch free wall-mounted hand sanitizer dispenser. For use throughout a healthcare facility. Unit does not include the sanitizing liquid. Units are battery operated.
A5082	Dispenser, Paper Towel, Sensor, Hands Free	1	C / C	A surface mounted, sensor activated, automatic, roll paper towel dispenser. The unit dispenses a paper towel automatically only when hands are place in position below the dispenser for maximum sanitation and hygiene. May include adjustable settings for sheet length, time delay, and sensor range.



JSN	NAME	QTY	ACQ/INS	DESCRIPTION
				Unit is battery operated or with optional AC power adapter.
A5090	Disposal, Sanitary Napkin, SS, Surface Mounted	1	C / C	A surface mounted, satin finish stainless steel, sanitary napkin disposal. Disposal features a flip-up cover, secured to the container by a heavy duty stainless steel piano-hinge. Disposal may be secured to wall or toilet partition. For general purpose use in female toilet stalls or rooms and uni-sex toilet rooms.
A5109	Grab Bar, 1-1/4" Dia., SS, 2 Wall, W/C Accessible	2	C / C	A 1-1/4" diameter, satin finish stainless steel, peened gripping surface, 2 wall toilet stall/room, grab bar with concealed mounting flanges. Snap over flanges are provided to conceal mounting screws. A selection of mounting kits and concealed anchor devices are available from the manufacturers for different types of installations. Grab bar shall comply with barrier-free accessibility guidelines for structural strength. For typical water closet applications in toilet stalls and rooms where ABA (Architectural Barriers Act) requirements must be met.
A5145	Hook, Garment, Double, SS, Surface Mounted	1	C / C	A surface mounted, satin finish stainless steel, double garment hook. Equipped with a concealed mounting bracket that is secured to a concealed wall plate. For general purpose use throughout the facility to hang various items of apparel.
A5175	Soap Dish, With Bar, SS, Recessed	1	C / C	A recessed mounted, satin finish stainless steel, soap dish with bar. Soap dish furnished with retaining lip and mounting clamp for installation in stud walls or countertop aprons. For general purpose use in shower stalls or at bathtub locations.
A5200	Dispenser, Toilet Tissue, SS, 2-Roll, Surface Mntd	1	C / C	A concealed surface mounted, double roll, satin finish stainless steel, toilet tissue dispenser. Unit accommodates two standard-core toilet tissue rolls through 5" in diameter. Spindles are chrome plated plastic with a heavy-duty internal spring and turn freely for non-controlled delivery. For general purpose use in restrooms.

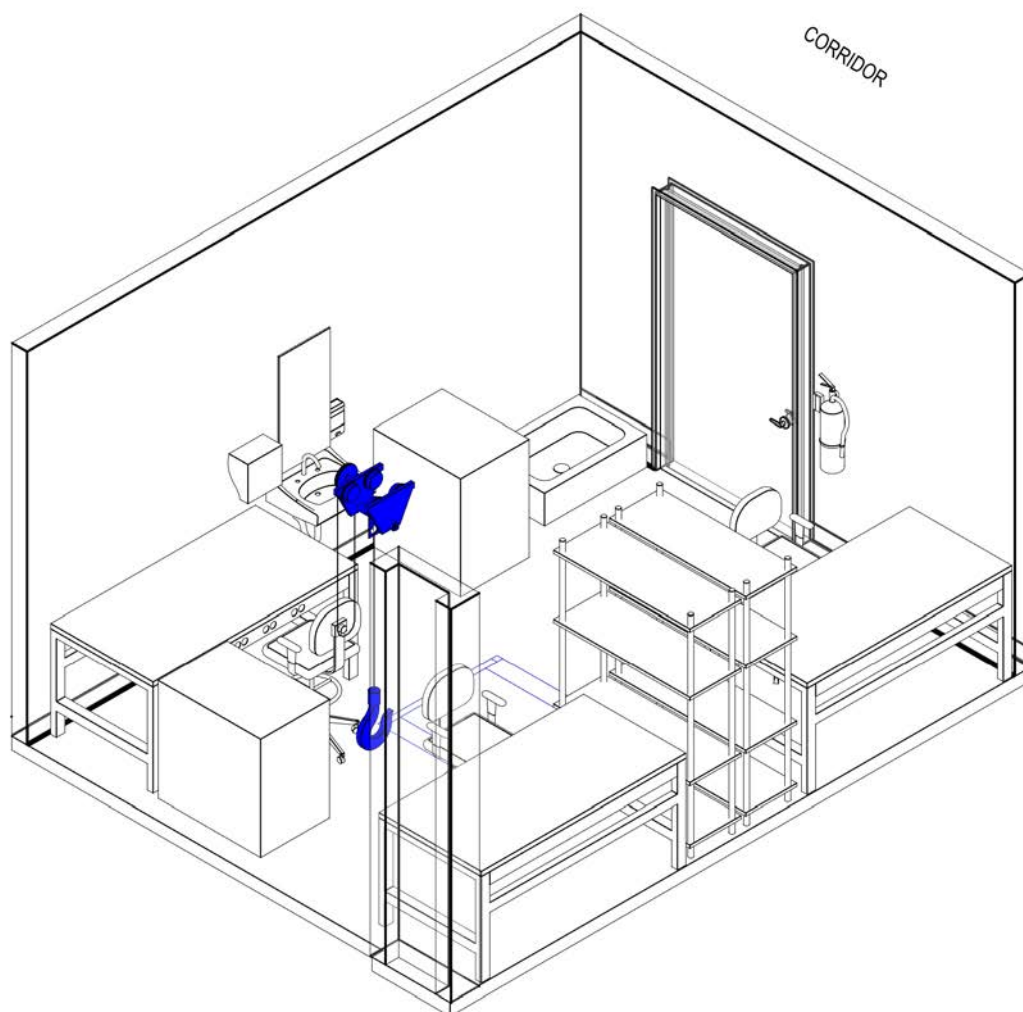


JSN	NAME	QTY	ACQ/INS	DESCRIPTION
A5205	Bar, Towel, 1" Diameter, SS, Surface Mounted	1	C / C	A surface mounted, satin finish stainless steel, 1" diameter, towel bar. Support posts and flanges are one piece, chrome-plated, cast heavy brass with satin finish. Towel bar shall not rotate within support posts. Available in 18", 24" and 30" widths. For general purpose use in shower or bathtub rooms. Pricing based upon a suggested standard width of 18".
CT025	Countertop, Solid Surface with Sink Combination	1	C / C	A solid, nonporous countertop approximately 36"W x 22"D with a undercounter sink combination. The countertop is an acrylic-based solid surface product with a standard thickness of 1", and a 4" butt backsplash/curb. Surfaces will be easy to clean and maintain. Also referred to as a work surface or work top with sink. Available in a choice of colors, depths and sink shapes. Used for various applications in patient rooms, restrooms and throughout the facility. Usually a part of a casework interior design program. Unit does not include the drain and faucet.
F2010	Basket, Wastepaper, Step-On	1	V / V	"Step-on" wastepaper basket with inner liner and foot pedal activated flip top.
P1050	Bathtub, Patient	1	C / C	White acrylic bathtub used for patient bathing. Includes drain and skirt.
P5040	Shower, Single, Hand-Held	1	C / C	A complete, barrier-free, single hand-held, personal shower system. The shower system includes: pressure balanced mixing valve with high temperature limit stop; personal hand shower; shower hose; wall supply; and slide bar. For general purpose use throughout the facility in shower stalls.
P9050	Toilet, Wall Hung, Siphon Jet	1	C / C	Siphon jet water closet/ toilet. This unit is wall hung with an elongated bowl, top spud flushometer, seat with open front and check hinge, and carrier. Used in restrooms throughout the health care facility.



4.2.17 Wheelchair Repair Workarea, SCI (IST14)

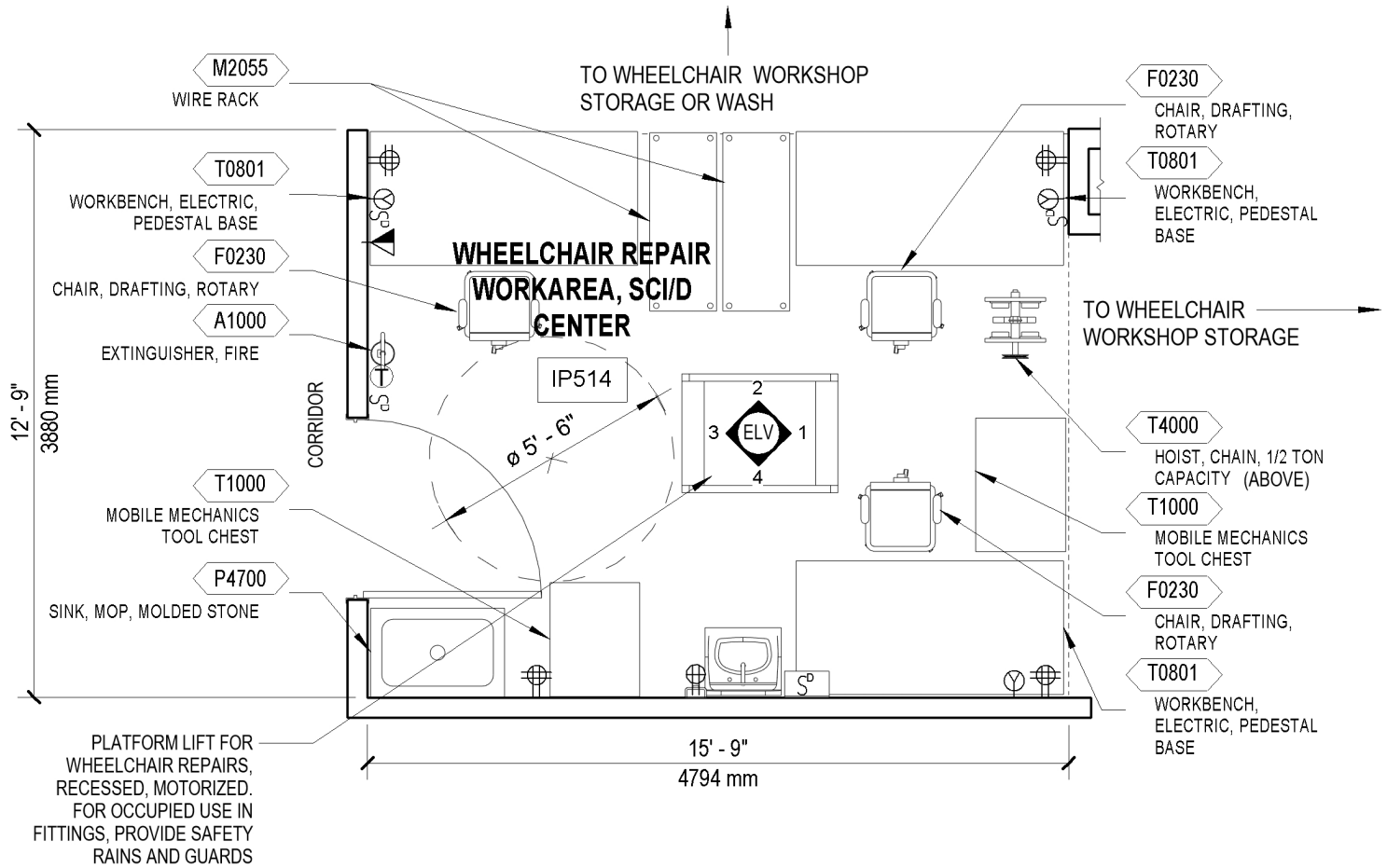
Isometric



200 NSF (18.6 NSM)



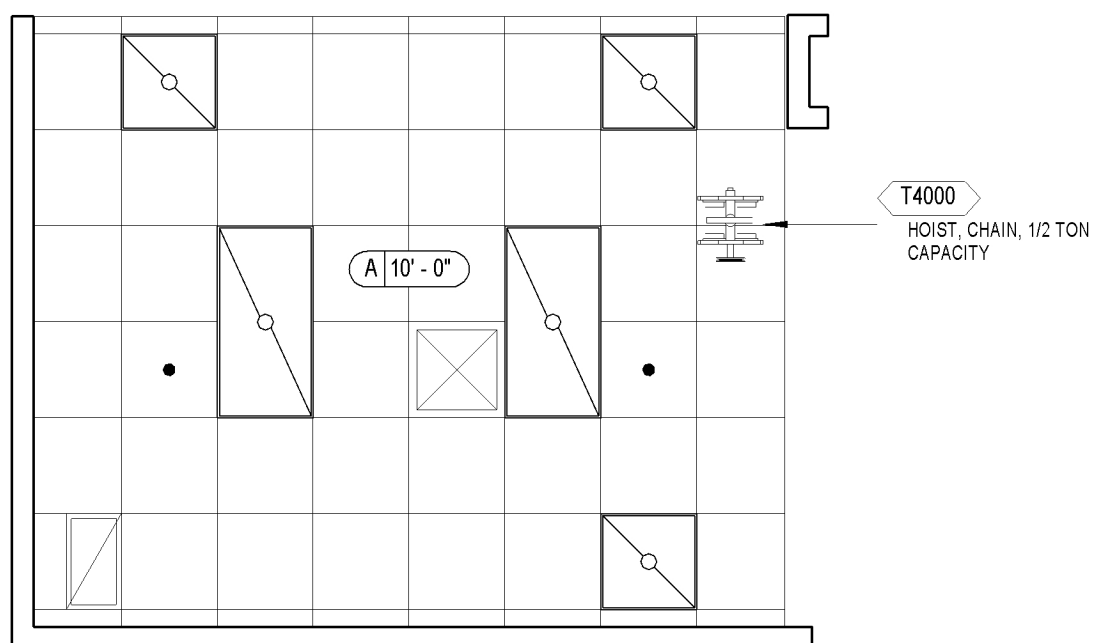
Floor Plan



200 NSF (18.6 NSM)



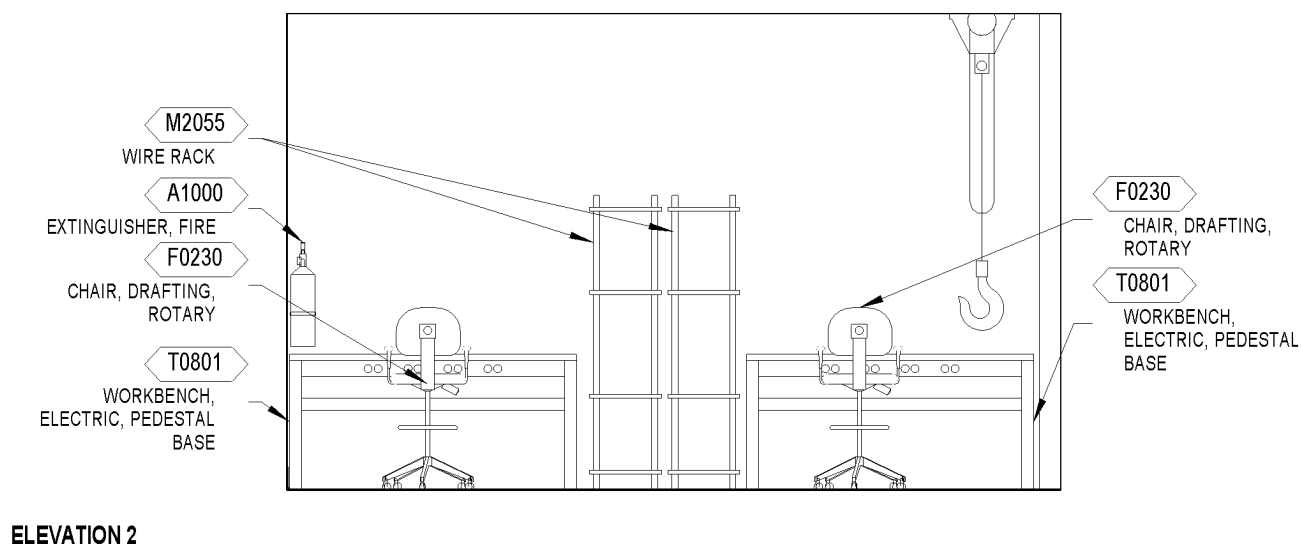
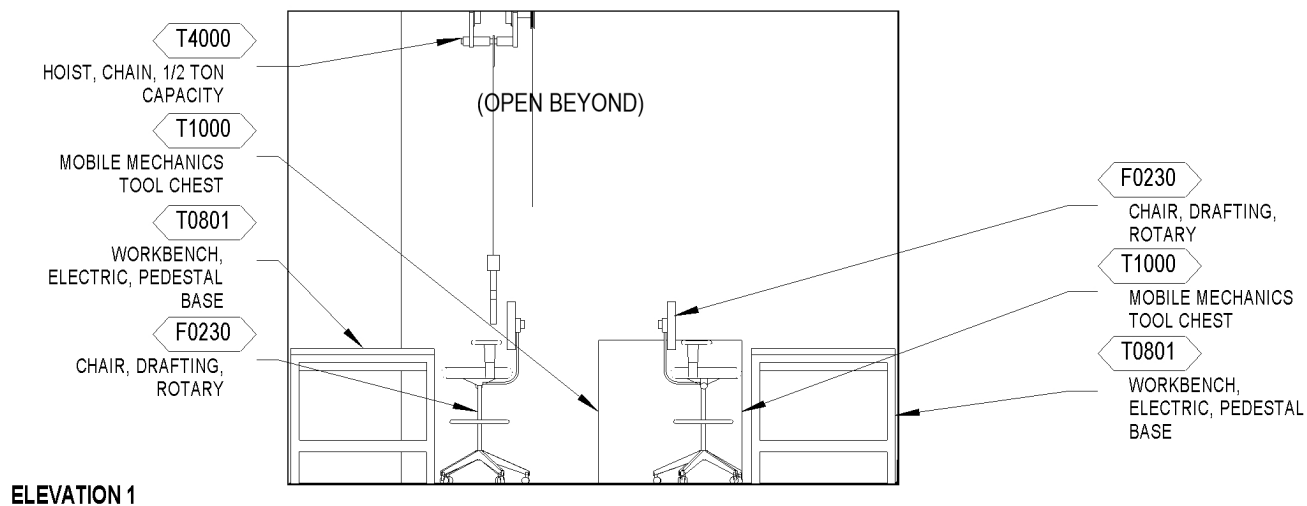
Reflected Ceiling Plan



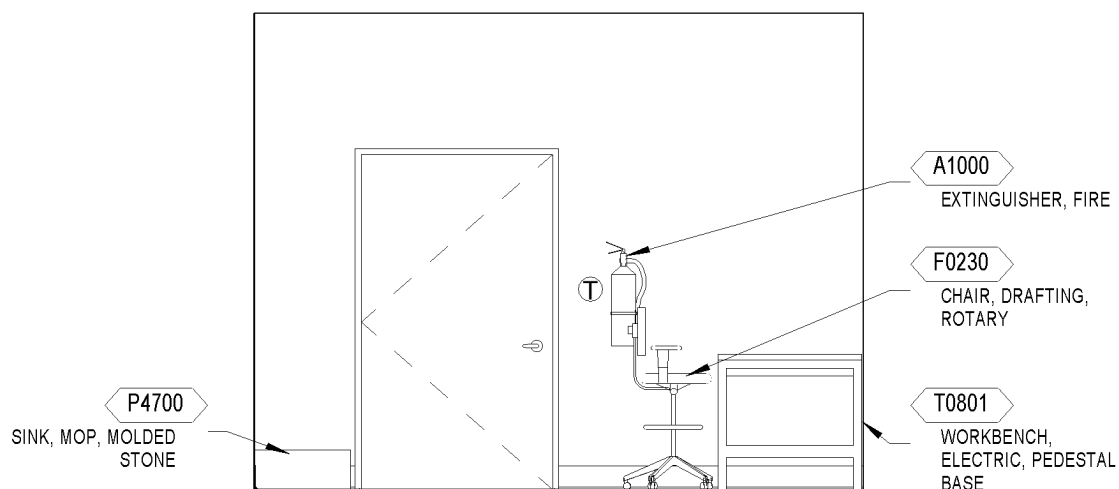
200 NSF (18.6 NSM)



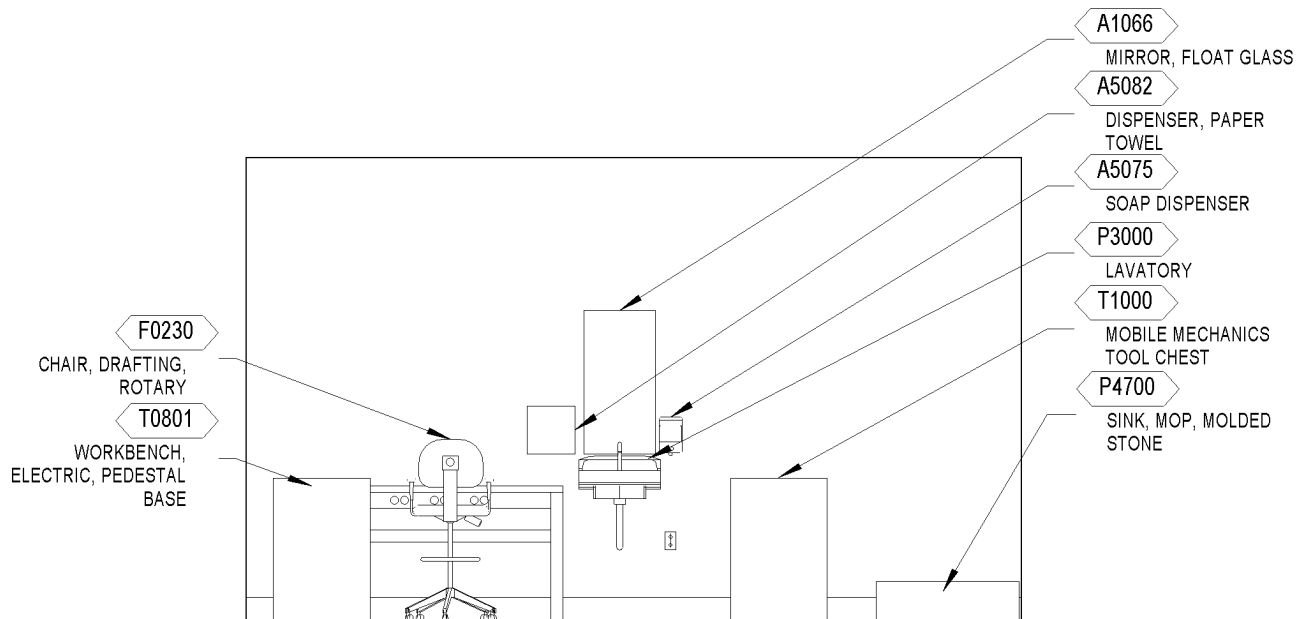
Elevations




Elevations



ELEVATION 3



ELEVATION 4



Room Data

ARCHITECTURE & INTERIOR DESIGN

Ceiling Type	m:AT[64]
Ceiling Height	10'-0"
Wall Finish	m:GWB[64] f:P m:RWC [54] h:4'-8"
Base	m:RB h:4"
Floor Finish	m:EPY
Slab Depression	Yes (Lift)
Doors	m:Wood t:1 dg:F s:X
Hardware	Hw:4E
Refer to current version of Interiors Design Manual PG-18-10, and Program Guide, Room Finishes, Door, & Hardware Schedule PG 18-14.	

HVAC

Refer to the current version of HVAC Design Manual for Spinal Cord Injury/Disorders Center room information and related considerations.

LIGHTING

Refer to current version of Lighting Design Manual Section 4.2.11 Physical/Occupational Therapy for lighting design considerations.

POWER

Normal Power: To be connected to selected receptacles and equipment.

Emergency Power: Critical branch of the EES to be connected to selected receptacles and equipment.

Refer to current version of Electrical Design Manual.

COMMUNICATIONS

Data	Yes
Telephone	Yes
Cable / MATV Television	No
Duress Alarm	No
Electronic Access	Yes
Intercom	No
Nurse Call, Special (SCI/D)	Yes
Motion Intrusion Detection (MID)	No
Public Access	No
Security Surveillance Television (SSTV)	Yes
Motion Sensor	No
Clock	Yes
Wi-Fi	Yes

Refer to current version of the Telecommunications Design Manual.

PLUMBING

Cold water	Yes
Hot water	Yes
Waste	Yes

Provide plumbing fixtures indicated by design guide plate and meet requirements in the current version of the Plumbing Design Manual and Division 22 Specifications.

FIRE PROTECTION

Alarm Detection	Yes
Alarm Annunciator	No
Sprinkler	Yes
Hazard Type	Ordinary

Refer to current version of the Fire Protection Design Manual.



Equipment List

JSN	NAME	QTY	ACQ/INS	DESCRIPTION
A1000	Extinguisher, Fire	1	V / V	10 pound dry chemical fire extinguisher with charging gauge. Other types and sizes are available.
F0230	Chair, Drafting, Rotary	3	V / V	Drafting chair approximately 47" high X 20" wide X 20" deep with rotary stool and a 5 (five) star base with casters. Padded seat and back. Foot ring adjusts with chair.
M2055	Shelving, Storage, Wire, CRS, w/Adjustable Shelves	2	V / V	Stationary, wire, shelving unit. Unit has fully adjustable shelves constructed of stainless steel. For use in general purpose storage areas. Shelving is provided in various sizes and configurations. Price provided is for a unit approximately 74"H x 18"D x 48"W with four shelves.
P3000	Lavatory, Vitreous China, Straight Back	1	C / C	Wall mounted, vitreous china lavatory (approximate bowl size 7"x15"x10") with: straight-front apron, straight or contoured back; faucet holes on 4" centers; gooseneck spout; wrist blade handles; and grid strainer. It shall be suitable for use in clinics, offices, washrooms or patient care areas.
P4700	Sink, Mop, Molded Stone	1	C / C	Mop service sink approximately 10"H x 36"W x 24"D. Also called a mop service basin and a mop receptor. Unit is made of molded stone and is a one piece item. It shall include a service faucet hose, hose bracket and mop hanger. Used in utility rooms for cleaning mops and floor cleaning equipment.
T0801	Workbench, Electric, Pedestal Base	3	V / V	Electrical workbench approximately 34" H x 72" W x 36" D. Characteristics/components include butcher block maple top; with two drawer or door pedestals and an electronic riser wiring kit. This workbench is used in wood and metal workshops. Workbench is a mix and match construction and can be configured to end users needs.
T1000	Cabinet, Tool, Mobile, With Mechanics Tool Chest	2	V / V	Tool cabinet and chest. Characteristics/components include: a mobile tool cabinet with 5 inch casters; shall have a minimum of 7 tamper-proof drawers; and have an internal drawer locking system that



JSN	NAME	QTY	ACQ/INS	DESCRIPTION
				prevents unintentional drawer openings. The mechanics tool chest shall be capable of sitting on top of the mobile tool cabinet. It shall have a minimum of 10 tamper-proof drawers and have an internal drawer locking system that prevents unintentional drawer opening. All drawers shall lock automatically when the lid is closed. Shall have a partitioned top till that holds the lift-out trays equipped with socket dividers.
T4000	Hoist, Chain, 1/2 Ton Capacity, 7 Foot Lift	1	V / V	Chain hoist. Characteristics/components include minimum 1/2 ton capacity; trolley that can be used with any hook suspended hoist; and a hoist that features a hardened load chain for optimum strength, flexibility and long wear.



4.2.18 Site Features

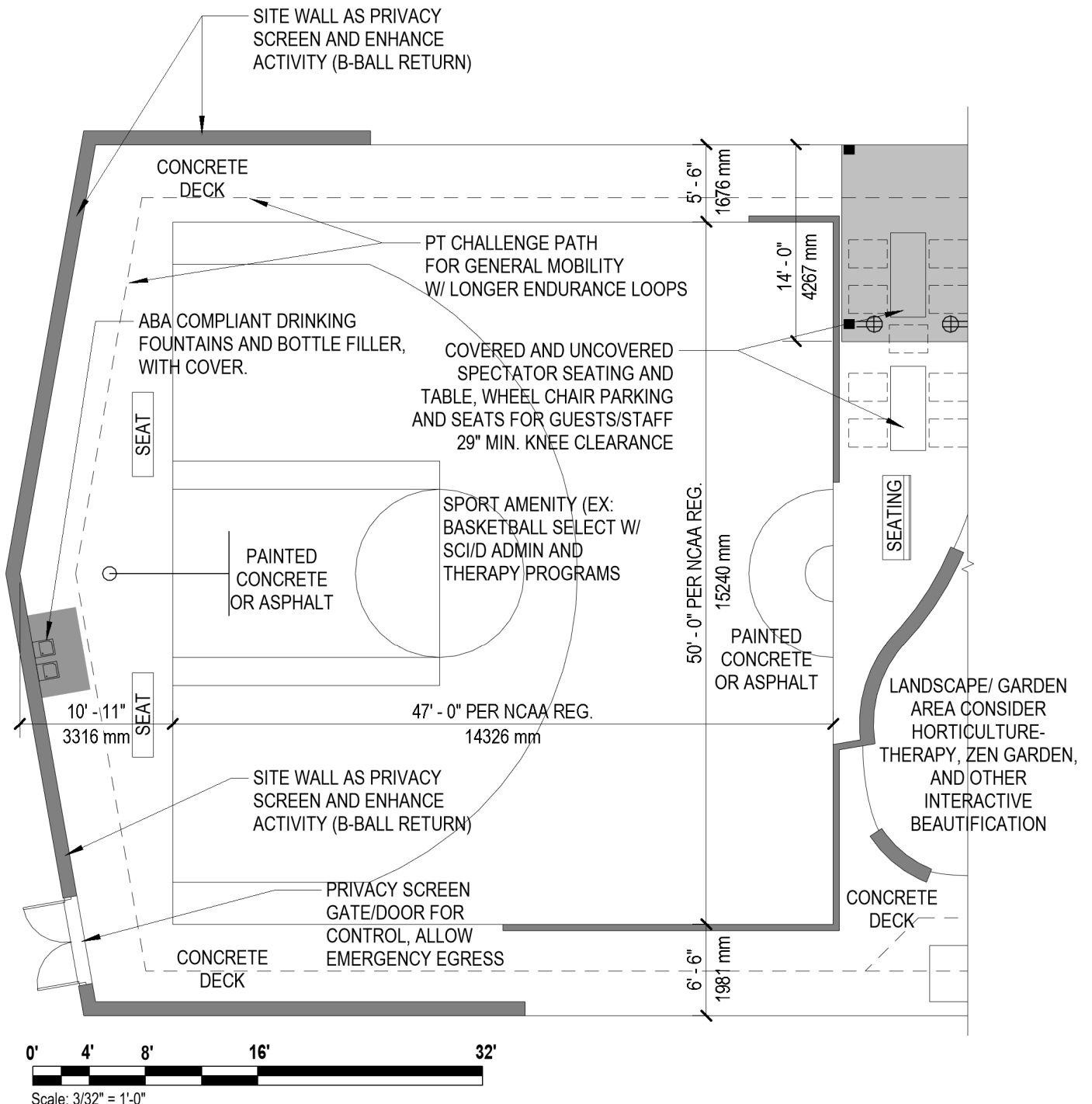
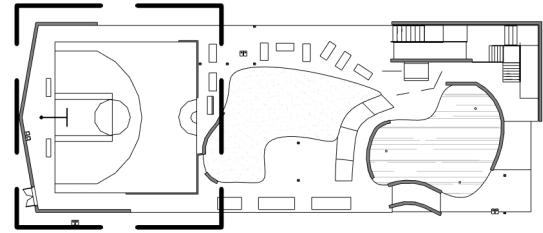
The following diagrams exhibit the functional use and arrangement of the dedicated exterior rehabilitation, therapy, and recreation areas of the SCI/D Center. Veterans with SCI/D are the primary users of these spaces, which should be designed not only to meet their physical requirements but also to create identifiable spaces that foster community, recreation, and therapeutic environments. These spaces are discussed earlier in this Design Guide in section 2.2.2 Outdoor Rehabilitation and Therapy.

Project teams shall develop the specific functions and features of the exterior spaces in collaboration with the project stakeholders and local user groups. The outdoor spaces may be aligned with the physical therapy or kinesiotherapy services of an SCI/D Acute Care or Outpatient Care facility, or as part of a ‘community’ or ‘neighborhood’ scale feature of an SCI/D Long Term Care facility.

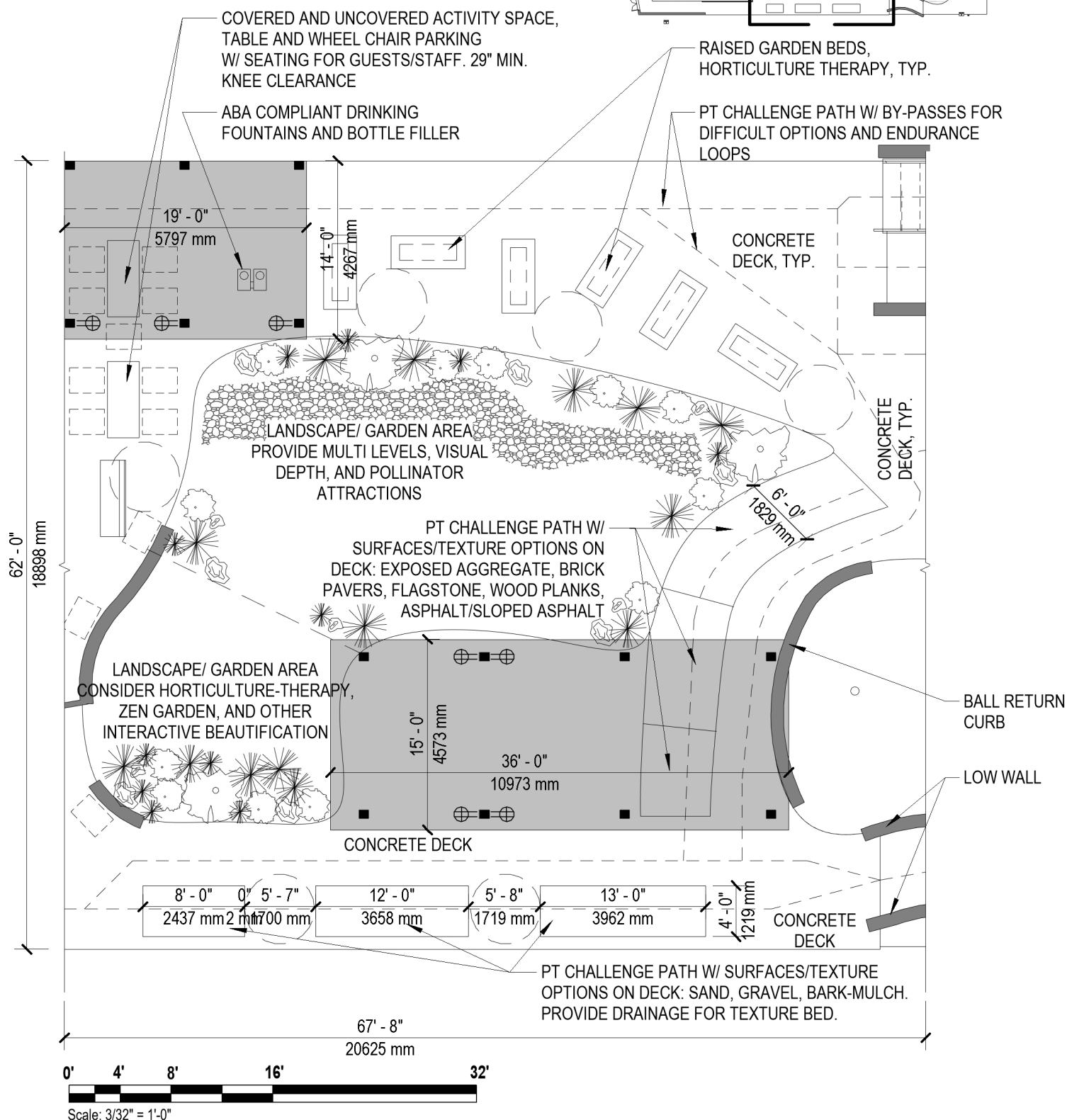
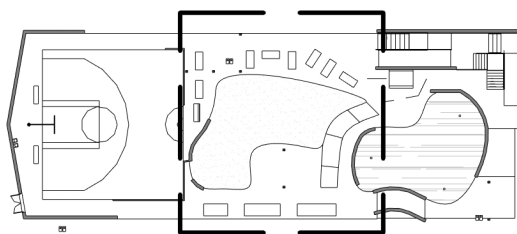
All exterior spaces of the SCI/D Center, including the site grounds, connecting walks, canopies, and parking areas, shall incorporate fully accessible, barrier-free design. However, several of the outdoor training spaces are part of a ‘challenge course’ concept intended to provide Veterans with opportunities to develop navigation and control techniques over various surface types and obstacles, including curbs, ramps, steps, and an equilibrium balance bridge. Design of these functions should be closely coordinated with physical therapy and kinesiotherapy staff to determine appropriate features and level of difficulty.



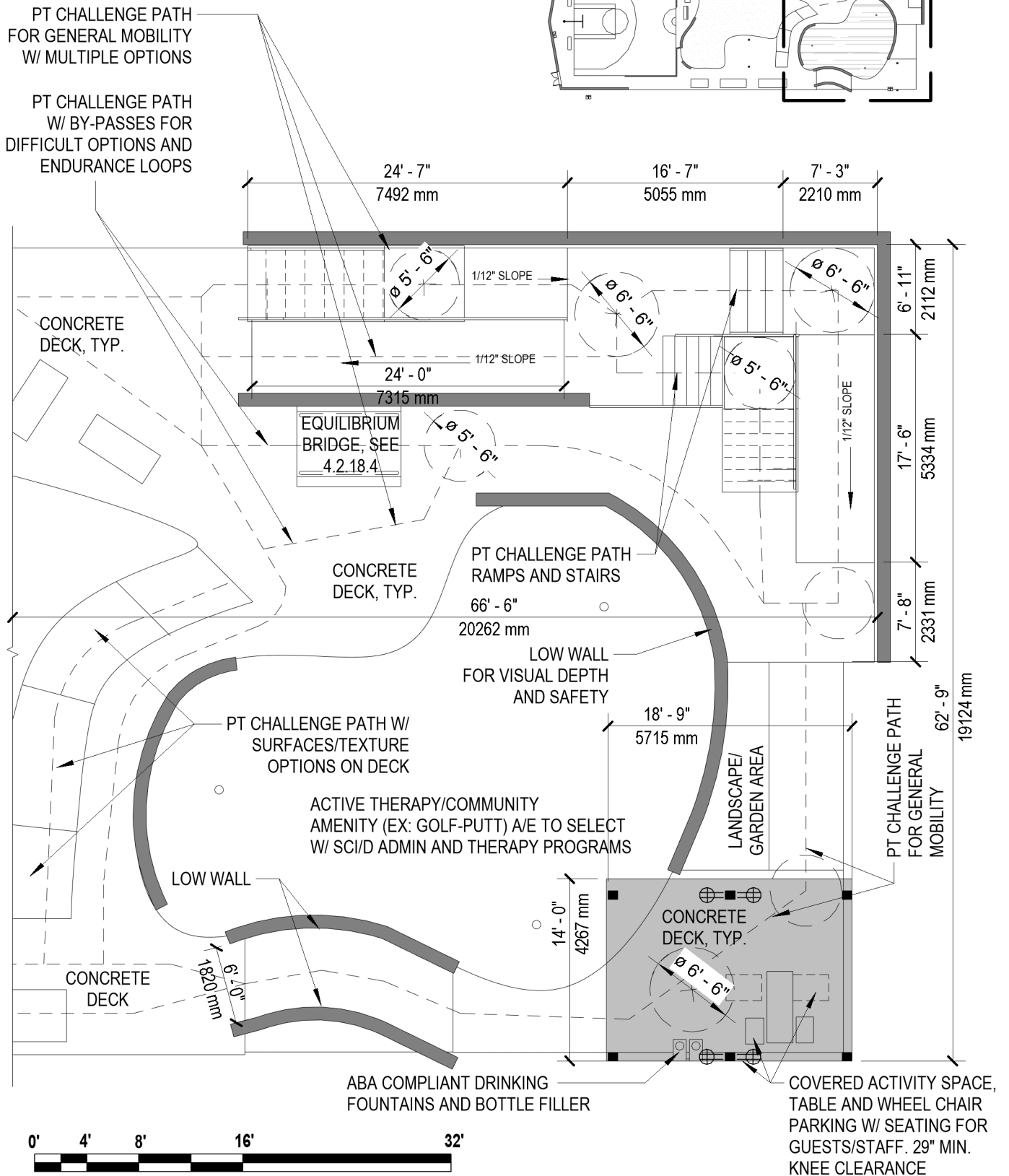
Site Features – Active



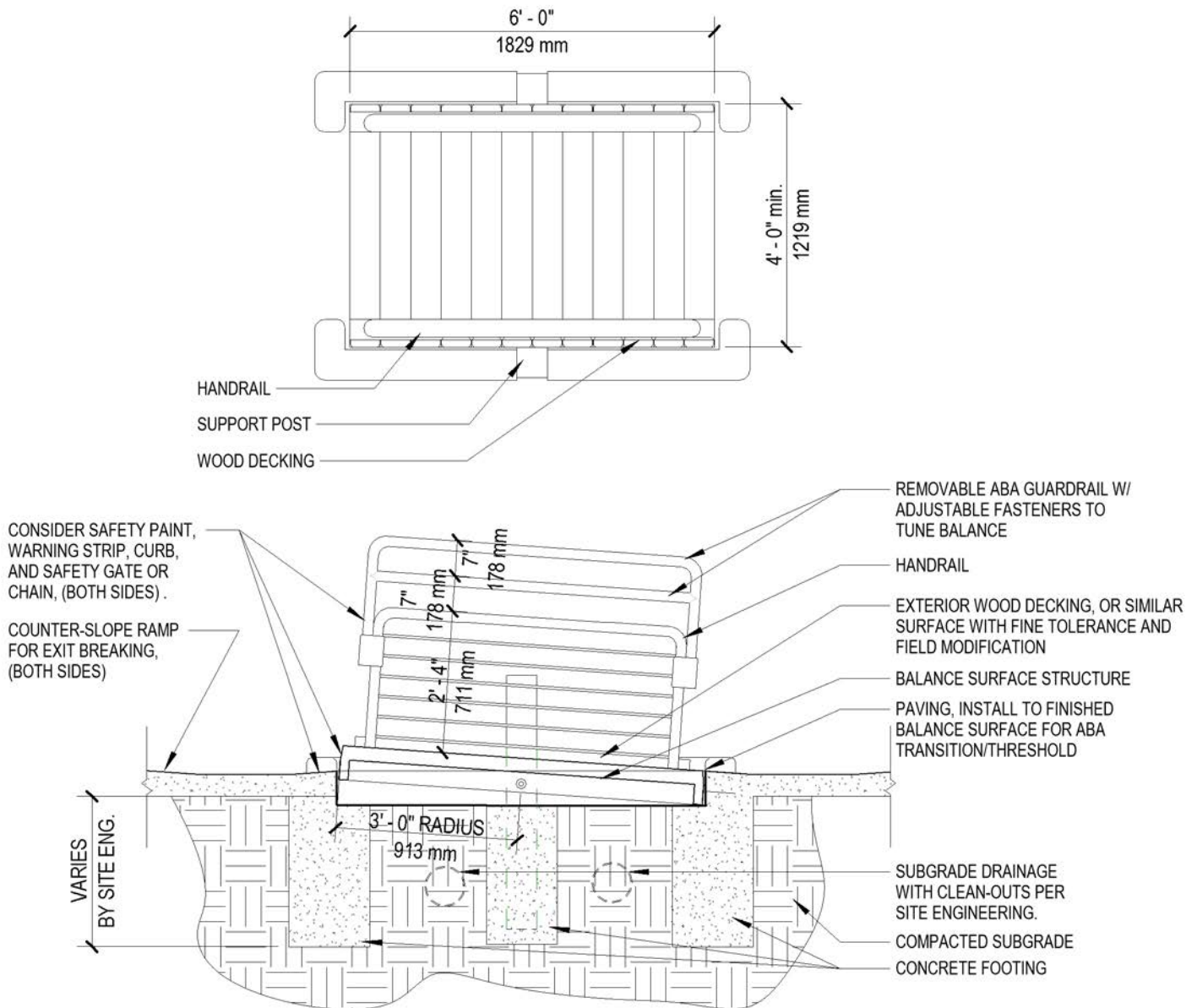
Site Features – Community



Site Features – Physical Therapy (PT)

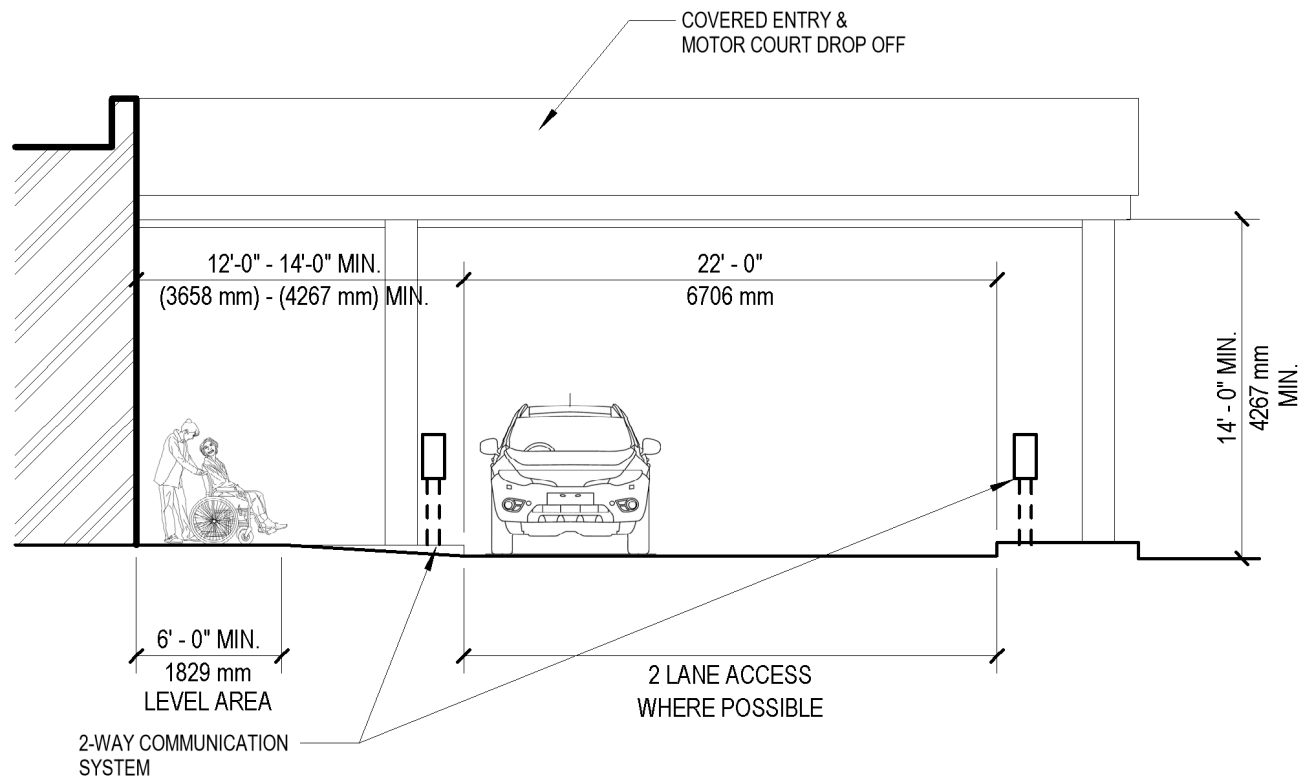


Equilibrium Balance Bridge



Main Entrance and Canopy Section

The SCI/D Center shall have a dedicated entrance separate from the main medical center, including a covered entry canopy and vehicle drop off area. Space shall be provided to accommodate a minimum of two parked vehicles with clearance to allow for passage of an additional lane of vehicular traffic. Clear height from the paved surface to underside of the canopy shall allow for clearance for accessible vans and large emergency vehicles.



Note : Section not drawn to scale. (NTS)

