





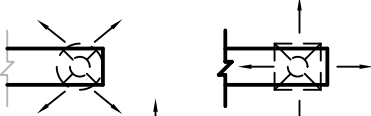
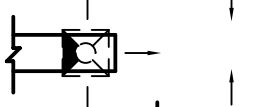
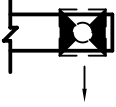




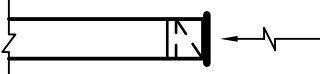

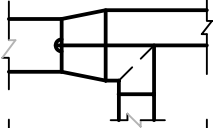
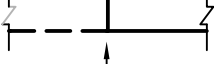
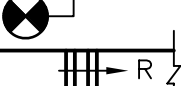
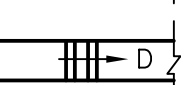



# DUCTWORK SYMBOLS

	UP		DN	SUPPLY DUCT (UP & DOWN)
	UP		DN	EXHAUST DUCT (UP & DOWN)
	UP		DN	RETURN DUCT (UP & DOWN)
				ROUND AND SQUARE 4-WAY CEILING DIFFUSERS
				SQUARE 3-WAY CEILING DIFFUSERS
				SQUARE 2-WAY CEILING DIFFUSERS
				SQUARE 1-WAY CEILING DIFFUSERS
				LINEAR SLOT DIFFUSER
				SUPPLY TOP REGISTER OR GRILLE (WALL TYPE)
				EXHAUST OR RETURN CEILING REGISTER OR GRILLE
				EXHAUST OR RETURN BOTTOM REGISTER OR GRILLE (WALL TYPE)
				EXHAUST OR RETURN REGISTER OR TOP GRILLE (WALL TYPE)
				VANED ELBOW & AIR SPLIT TYPE DUCT TAKE-OFF
				CONNECT NEW DUCT TO EXISTING DUCT
				INCLINED RISE, IN DIRECTION OF AIR FLOW
				INCLINED DROP, IN DIRECTION OF AIR FLOW
				LIMIT OF DEMOLITION



Department of  
Veterans Affairs

DETAIL TITLE / DUCTWORK SYMBOLS

SCALE :NONE

DATE ISSUED: DECEMBER 2008

CAD DETAIL NO.: SD230511-09.DWG